

MECCANO

A
NEW TOY
EVERY
DAY


J. HUGHES

DRAPERY & FINE PAPER

24/2

LANE

ST.
FLOOR




MECCANO

THE WORLD'S BEST HOBBY FOR BOYS

MECCANO is far more than a toy. It is a hobby that will give you hours of happiness, month after month, year after year. You will never tire of Meccano. It will provide you with something new and interesting every time you open your Outfit.

Even the smallest Outfits enable you to build a variety of models that work on exactly the same principles as the originals. With the larger Outfits you can build machines and engines of all kinds, with their working details reproduced accurately in miniature. Steam engines with cylinders, pistons and valve gear; motor cars with steering mechanisms; gear-boxes and differentials; machine tools, such as lathes that will actually cut wood or wax; cranes that lift, luff, swivel and travel; lift and opening bridges—all these and many other fascinating machines and structures can be built and operated by hand or by motors.



Your thrills begin at once. There are no tiresome rules to learn and no special tools to be mastered. You need only a simple screwdriver and a spanner, and these are in the Outfit ready for you. You look through the pictures in the Book of Instructions, choose a model that takes your fancy, and begin to build straight away. The thrill grows as the model takes shape, and soon you have the joy of seeing it completed—made by yourself!

When you have finished playing with this model, you can take it to pieces and build another with the same parts, and again you have the thrill of achievement. So you go on, building model after model—each one giving you new pleasure because it is different.

The crowning thrill comes when you set your model to work by means of a Meccano Motor. There is nothing to equal the excitement of seeing a model, built by your own hands, working away just like the real thing. With this experience will come the realisation that Meccano is the finest hobby in the world for boys.


YEARS OF FUN IN EVERY OUTFIT

MECCANO

THE KEY TO HAPPY BOYHOOD

Meccano is available in eleven different Outfits ranging from No. 0, the smallest, to No. 10, the largest. These Outfits are linked together by Accessory or "A" Outfits, which enable you to progress from one Outfit

to the next larger without unnecessary duplication of parts. Not one of your original parts is wasted; you can extend even the smallest Outfit, step by step, by means of these Accessory Outfits.




It is, however, not necessary to begin your Meccano career with the smallest Outfit. You can start with any complete Outfit in the range, without difficulty, because the Book of Instructions packed with each Outfit is specially planned to enable you to do so. For instance, if you buy a No. 3 Outfit, you are not obliged to begin building No. 3 models. The Book includes illustrations of models that can be built with No. 0, No. 1 and No. 2 Outfits, so you can start at the beginning and pass on to the bigger models as you become more proficient.

A Meccano Gears Outfit is available as a supplementary outfit. It contains a good selection of Meccano machine-cut brass gears, and is specially suitable for use with the smaller Meccano Outfits which do not include gears.

All Meccano Parts can be bought separately, so that you can always increase your stock of any particular part, or replace parts you may have lost. For easy identification Meccano parts are illustrated in the Books of Instructions supplied with Outfits.

The charm of Meccano lies in its endless variety and scope, the pictures in the Books of Instructions showing only a few of the models that can be built with Outfits. You will obtain the maximum enjoyment when, having had your inventive faculties stimulated by building the illustrated models, you design and build models from your own ideas. Then you become an inventor in the true sense of the word, and a new world of thrills will be open to you.




BOYHOOD'S BEST DAYS—BUILDING WITH MECCANO

MECCANO OUTFIT No. 0




This is the smallest Meccano Outfit and very suitable for the young beginner. Instructions supplied with the Outfit illustrate many interesting simple models that may be built with it. Three models from the Instructions Book are illustrated below.


Price 8/3 incl. Tax



COSTER'S BARROW



ELECTRIC TRUCK



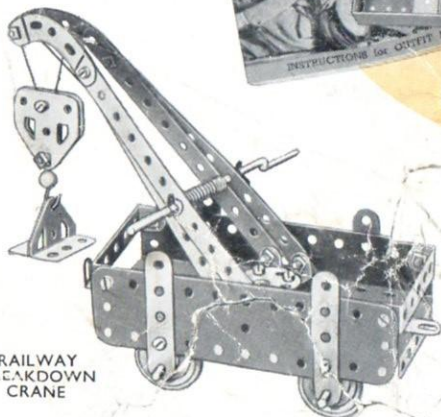

DOCKSIDE CRANE

Meccano Accessory Outfit No. 0a converts a No. 0 Outfit into a No. 1


MECCANO OUTFIT No. 1

This also is a convenient introduction to the Meccano hobby. Illustrations and particulars for building a good selection of interesting models are included in the Outfit, and three examples of these are shown below.

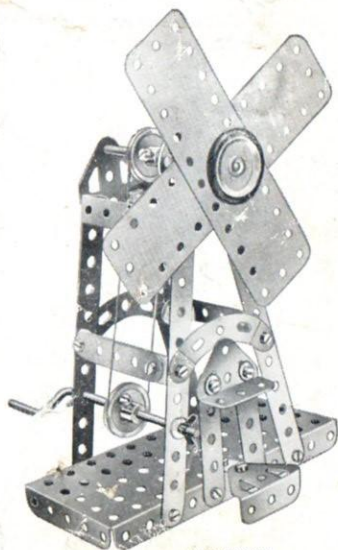
Price 12/9 incl. Tax



RAILWAY
BREAKDOWN
CRANE



LETTER BALANCE





WINDMILL

Meccano Accessory Outfit No. 1a converts a No. 1 Outfit into a No. 2

MECCANO OUTFIT No. 2

Contains a larger assortment of parts with illustrations and instructions for building many additional attractive models. Two of the models shown in the Book of Instructions are pictured on this page.

Price 17/- incl. Tax



GAS ENGINE


BREAKDOWN
CRANE

Meccano Accessory Outfit No. 2a converts a No. 2 Outfit into a No. 3

MECCANO OUTFIT No. 3

Always a great favourite. This Outfit contains parts in greater number and variety, with instructions for building more comprehensive models, two of which are shown here.

Price 24/6 incl. Tax



SWIVELLING
JIB CRANE





WINDMILL
PUMP

Meccano Accessory Outfit No. 3a converts a No. 3 Outfit into a No. 4

MECCANO OUTFIT No. 4

The owner of a No. 4 Outfit is able to build lots of more advanced models. Many examples of what can be accomplished are illustrated in the Book of Instructions. Both the fine models shown below can be built with this Outfit.

Price 35/- incl. Tax



DUMPER
TRUCK



DRILLING
MACHINE


Meccano Accessory Outfit No. 4a converts a No. 4 Outfit into a No. 5

MECCANO OUTFIT No. 5


Model-building possibilities are greatly increased by the large range of parts in this attractive Outfit. The Book of Instructions includes an excellent selection of models, and two of them are illustrated here.

Price 47/6 incl. Tax


HUGHES
WALLPAPER
HIGH ST
EY-MOOR



PLATFORM
WEIGHING MACHINE




GIANT SWING BOAT




MECCANO OUTFIT No. 6

The inclusion of a greater variety of parts in this Outfit makes possible the construction of even bigger and better models. Among the many attractive examples illustrated and described in the Instructions Book are the two pictured below.

Price 60/- incl. Tax



TOWER
WAGON





DOCKSIDE
CRANE

Meccano Accessory Outfit No. 6a converts a No. 6 Outfit into No. 7


MECCANO OUTFIT No. 7

This excellent Outfit is particularly suitable for a boy with an inventive turn of mind, for the wide range of parts — including gears — encourages originality in the construction of mechanisms and large models.

Price 88/6 incl. Tax.



WINDMILL
PUMP





PITHEAD
GEAR

Meccano Accessory Outfit No. 7a converts a No. 7 Outfit into a No. 8

MECCANO OUTFIT No. 8

Continuing the progressive principle of Meccano some fascinating working models are brought within the scope of this Outfit. The selection illustrated and described in the Instructions Books, includes the excellent Traction Engine model shown on this page. Price 153/- incl. Tax




SHOWMAN'S
TRACTION ENGINE

MECCANO OUTFIT No. 9

The proud owner of a No. 9 Outfit has the equipment to build an indefinite number of attractive working models and mechanical movements. An excellent variety of suitable subjects is illustrated in the Books of Instructions, and the Floating Block-setting Crane below is a good example.

Price 241/6 incl. Tax



FLOATING
BLOCK-SETTING
CRANE


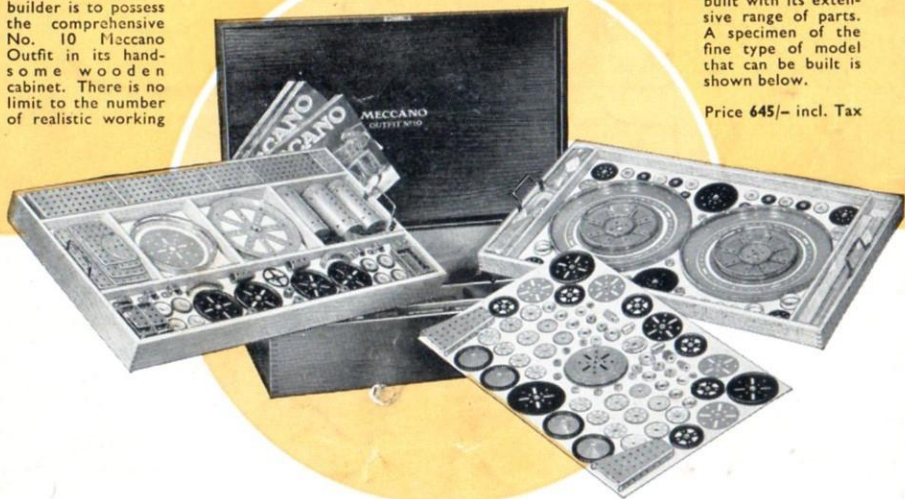
Meccano Accessory Outfit No. 9a converts a No. 9 Outfit into a No. 10

MECCANO OUTFIT No. 10

The aim of every enthusiastic model-builder is to possess the comprehensive No. 10 Meccano Outfit in its handsome wooden cabinet. There is no limit to the number of realistic working

models and mechanisms that can be built with its extensive range of parts. A specimen of the fine type of model that can be built is shown below.

Price 645/- incl. Tax



SNOW LOADER

RUN YOUR MODELS WITH MECCANO MOTORS

MECCANO ACCESSORY OUTFITS



MECCANO ACCESSORY OUTFITS

Meccano Accessory Outfits, distinguished by the letter "a" (0a, 1a, 2a, etc), connect the complete Outfits numbers 0-10. A No. 2a Accessory Outfit added to a No. 2 converts it into a No. 3. A No. 3a would then convert it into a No. 4, and so on through the Series, finishing with a No. 9a, which would bring the equipment to the equivalent of a No. 10 Outfit.

Meccano Accessory Outfit 0a converts No. 0 into No. 1										
"	"	"	1a	"	"	1	"	"	2	4/9
"	"	"	2a	"	"	2	"	"	3	5/6
"	"	"	3a	"	"	3	"	"	4	10/-
"	"	"	4a	"	"	4	"	"	5	13/-
"	"	"	5a	"	"	5	"	"	6	15/9
"	"	"	6a	"	"	6	"	"	7	12/6
"	"	"	7a	"	"	7	"	"	8	28/9
"	"	"	8a	"	"	8	"	"	9	64/6
"	"	"	9a	"	"	9	"	"	10	62/6
										320/-

Prices include Purchase Tax

Meccano Gears Outfit "A". Specially designed for owners of the smaller Meccano Outfits, which do not include gears

10/9

MECCANO PARTS

All Meccano Parts can be bought separately from Meccano Dealers.

Ask your local Dealer for a copy of the illustrated parts list.

MECCANO IS THE KEY TO HAPPY BOYHOOD

MECCANO MOTORS

After building a Meccano model there is nothing more exciting than to move a control lever and watch it working—the real thing come to life.

Four Meccano Motors are available—two clockwork and two electric. They have been designed specially to provide smooth-running power units for the operation of Meccano models.

MECCANO CLOCKWORK MOTORS

The Meccano Clockwork Motors are powerful and long-running and their precision-cut gears make them smooth and steady in operation. The Magic Motor is most suitable for driving small models built from Outfits Nos. 0 to 5. The No. 1 Motor is preferable for driving heavier models built from the larger Outfits.

Clockwork Magic Motor

The non-reversing motor is specially intended for driving small models 6/3

Clockwork Motor No. 1

A strongly-built long-running motor fitted with reversing motion 15/6

MECCANO ELECTRIC MOTORS

The special advantage of Meccano Electric Motors lies in the fact that they can be run continuously for long periods. If alternating current from the house mains is available, a Meccano 20-volt Electric Motor can be run cheaply and with perfect safety through a Meccano T20M Transformer. If alternating current is not available, an Electric Motor can be run from an accumulator.

No. E020 Electric Motor

20-volt. A sturdy non-reversing power unit of the all-enclosed type 19/3

No. E20R Electric Motor

20-volt. A powerful motor fitted with reversing motion 29/9

No. T20M Transformer

210/250 volt. A.C.; other Mains voltages to special order. For use with E020 and E20R Electric Motors 40/9

Prices include Purchase Tax

MECCANO LTD. - LIVERPOOL

16/953/220. Printed in England.



Clockwork Magic Motor



Clockwork Motor No. 1



E020 Electric Motor



E20R Electric Motor