

A HOBBY

Meccano Accessory
Outfit No. 1a

WITHOUT


Meccano Gears
Outfit 'B'

LIMIT

ACCESSORY
OUTFITS

Meccano model building can be started with any one of the 11 Main Outfits in the series, and developed progressively by the addition of Accessory Outfits. For example a No. 1 Outfit would become a No. 2 by adding to it a No. 1a Accessory Outfit. By the further addition of a No. 2a Accessory Outfit you would then have a No. 3 . . . and so on. Meccano spare parts can also be purchased separately from dealers. Each addition brings fresh and more elaborate models within range.

Below is a differential for a model motor car—made from the contents of Gears Outfit 'B'

MECCANO
GEARS OUTFIT 'B'

This Gears Outfit is specially suitable for use with Meccano Outfits 4, 5 and 6.

MECCANO
MECHANISMS OUTFIT

Designed for building mechanisms that can be modified for use in Meccano models of all kinds.

POWER

MECCANO CLOCKWORK MOTORS

The Meccano Clockwork Motors fit easily into Meccano models, and their precision-cut gears make them smooth and steady in operation.

Meccano Magic Motor. Non-reversible. Intended for driving suitable models built from Outfits 0 to 5.

Meccano No. 1 Clockwork Motor. Suitable for driving many of the larger models. Fitted with reversing mechanism.

MECCANO ELECTRIC MOTORS

For longer runs and more precise control, electric motors are available.

Meccano "Emebo" Electric Motor.

This new, very economical and amazingly powerful motor has a rating of $4\frac{1}{2}$ to 12 volts D.C. It is designed primarily to run from dry batteries (such as the "Ever-Ready" type 126 or equivalent) and a Battery Controller will provide speed control both forward and reverse. It may also be run from a 6 volt accumulator, or from A.C. mains supply through a suitable Power Control Unit.

The "EMEBO" Motor will operate models in all Outfits up to No. 6.

Meccano E15R Electric Motor. This is a powerful 15/20 volt Motor fitted with built-in reversing switch. It can be operated from A.C. mains supply through a suitable Transformer, but if mains supply is not available, the Motor will give adequate power when run from a 12-volt car battery.

MECCANO COMPLETE OUTFITS

No.					
0	Meccano Outfit with illustra	g.	Book of Models		
1	"	"	"	"	"
2	"	"	"	"	"
3	"	"	"	"	"
4	"	"	"	"	"
5	"	"	"	"	"
6	"	"	"	"	"
7	"	"	"	"	"
8	"	"	"	"	"
9	"	"	"	"	"
10	"	"	(in 4-Drawer Cabinet)	"	"

MADE IN ENGLAND BY MECCANO LTD., BINNS RD., LIVERPOOL
London Showroom: 22 Berkeley Square, W.1.

18/362/56.5

... for driving
Meccano models

Meccano Magic Motor



Meccano "Emebo" Electric Motor



Meccano No. E15R Electric Motor

MECCANO ACCESSORY OUTFITS

Complete with illustrated Book of Models	
No. 0a converts No. 0 into No.	1
No. 1a " " " " " "	2
No. 2a " " " " " "	3
No. 3a " " " " " "	4
No. 4a " " " " " "	5
No. 5a " " " " " "	6
No. 6a " " " " " "	7
No. 7a " " " " " "	8
No. 8a " " " " " "	9
No. 9a " " " " " "	10

THE
New
MECCANO®ENGLISH N.P.
1962Years
of
fun
in
every
Outfit

Printed in England

72027/06

MECCANO

MINIATURE ENGINEERING FOR BOYS OF ALL AGES

Meccano, the World's premier constructional toy is better than ever this year. Each Outfit now contains a completely new-style Book of Models. In these Books, the construction of fascinating new models is shown by means of pictures and "exploded" drawings, printed in two colours! The result is that it is much easier and much more fun building by this new method—rather like a real engineer working from his "blueprints"!


Several New Parts have been added to the Meccano system. They are interchangeable with existing Meccano Parts.

Partitioned plastic trays are fitted in all Outfits up to No. 8a, providing neat storage and easy access to parts.

To identify the new-style Outfits the design of the carton label has been changed. Look for the new Outfits in the distinctive Green, White and Red striped wrappers.

Meccano can be started with a small Outfit and developed over the years—keeping pace with a boy's growing skill and inclinations. The parts are similar to the parts used by real engineers, and can be used over and over again to build an endless variety of models that work on the same principles as their real-life counterparts.

ENTIRELY NEW !



Here is a specimen page from one of the fascinating NEW Meccano Books of Models, showing the easy-to-follow, pictorial instructions, with absence of text. These Books are available for separate sale if required.

No. 0 Outfit



No. 2 Outfit



No. 4 Outfit




No. 6 Outfit



Scooter made with Outfit No. 0



Fire Escape made with Outfit No. 2



Loading Shovel
made with Outfit No. 4



Swing Bridge
made with
Outfit No. 6

