meccanoindex.co.uk

Prices include Purchase Tax where applicable

SEPTEMBER 1965

U.K.

MECCANO

MECCANO SETS
(Complete with illustrated Books of Models)

WORK BOX SETS

Set No.		£ s. d.
	Playset	14/11
1	Junior Kit	19/9
2	Super Junior	28/6

THEME SETS

3	Highway Vehicles	1/18/6
4	Airport Services	2/19/6
5	Site Engineering	3/19/11
6	Ocean Terminal	4/19/11
7	Mountain Engineer	6/15/6
8	Breakdown Crew	11/12/-
9	Master Engineer's Set	18/15/-
10	Meccano Outfit in 4-Drawer Cabinet	49/ 6/-
	Meccano Gears Set	19/9
	Meccano Mechanisms Set	1/15/-
	Elektrikit	3/17/11

MECCANO CONVERSION SETS

		£ s. d.
No. 1a	Converts No. 1 into No. 2	10/3
No. 2a	" " 2 " " 3	15/9
No. 3a	" " 3 " " 4	1/ 5/3
No. 4a	" " 4 " " 5	1/11/6
No. 5a	" " 5 " " 6	1/ 4/6
No. 6a	" " 6 " " 7	1/18/11
No. 7a	" " 7 " " 8	5/1/0

MECCANO POWER DRIVE SERIES

	£ s. d.
Power Drive Set	5/19/6
Power Drive Unit (Gear Box & 6 volt D.C. Motor). Battery Operated or from a 3-12 volt D.C. power supply	2/ 9/6
Power Drive Gear Box and Coupling	1/9/11
Power Drive Steam Engine	3/ 8/6

MECCANO MOTORS, ETC.

	£ s. d.
Clockwork, *Magic*, non-reversing (including key)	8/3
Clockwork No. 1, reversing (including key)	1/2/-
E15R Electric, reversing†	2/5/6
EMEBO Electric Motor (Battery Operated)	19/11
43,901 B Key for No. 1 Clockwork Motor	-/10
43,903 S Key for *Magic* Clockwork Motor	-/4

†*Fitted with T.V. and Radio interference suppressors*

Please ask for our advice regarding the most suitable Transformer for use with E15R Motor.


3

9B

PERFORATED STRIPS

No.		s. d.	No.		s. d.
1.	12½" ...	(6) 4/8 ...	3.	3½" ...	(6) 2/– ...
1a.	9½" ...	(6) 3/6 ...	4.	3" ...	(6) 1/9 ...
1b.	7½" ...	(6) 3/2 ...	5.	2½" ...	(6) 1/9 ...
2.	5½" ...	(6) 2/7 ...	6.	2" ...	(6) 1/9 ...
2a.	4½" ...	(6) 2/4 ...	6a.	1½" ...	(6) 1/5 ...

ANGLE GIRDERS

7.	24½" ...	(6) 15/8 ...	9a.	4½" ...	(6) 3/2 ...
7a.	18½" ...	(6) 11/11 ...	9b.	3½" ...	(6) 2/7 ...
8.	12½" ...	(6) 7/7 ...	9c.	3" ...	(6) 2/7 ...
8a.	9½" ...	(6) 5/3 ...	9d.	2½" ...	(6) 2/4 ...
8b.	7½" ...	(6) 4/4 ...	9e.	2" ...	(6) 2/– ...
9.	5½" ...	(6) 3/6 ...	9f.	1½" ...	(6) 2/– ...

10

11

11a

12

10.	Fishplate ...	(12) –/7 ...
11.	Double Bracket ½"×½" ...	(6) –/4 ...
11a.	Double Bracket 1"×½" ...	(6) 1/9 ...

ANGLE BRACKETS

12.	½" × ½" ...	(12) –/7 ...
12a.	1" × 1" ...	(6) 1/9 ...
12b.	1" × ½" ...	(6) 1/9 ...
12c.	Obtuse, ½" × ½" ...	(6) –/4 ...

AXLE RODS

13.	11½" ...	(6) 2/4 ...
13a.	8" ...	(6) 1/9 ...
14.	6½" ...	(6) 1/9 ...
14a.	5½" ...	(6) 1/5 ...
15.	5" ...	(6) 1/5 ...

17

19s

AXLE RODS (*continued*)

No.			s. d.
15a.	4½" ...	(6)	1/5 ...
15b.	4" ...	(6)	1/5 ...
16.	3½" ...	(6)	1/2 ...
16a.	2½" ...	(6)	–/10 ...
16b.	3" ...	(6)	–/10 ...
17.	2" ...	(12)	1/5 ...
18a.	1½" ...	(12)	1/3 ...
18b.	1" ...	(12)	1/3 ...
19g.	Crank Handle, 3½" shaft, with grip ...	(3)	2/– ...
19h.	" " 5" " " " ...	(3)	2/– ...
19s.	" " 3½" " without grip ...	(3)	–/10 ...

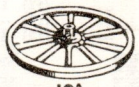
19A

20

20B

19a.	Spoked Wheel, 3" diam. ...	(4)	9/11 ...
20.	Flanged Wheel, 1¼" diam. ...	(3)	3/9 ...
20b.	" " ¾" " ...	(3)	2/11 ...

19C

20A

22

PULLEYS

19b.	3" diam. with boss and screw ...	(3)	4/1 ...
19c.	6" " " " " " ...	(1)	5/10 ...
20a.	2" " " " " " ...	(6)	7/7 ...
21.	1¼" " " " " " ...	(6)	7/7 ...
22.	1" " " " " " ...	(6)	5/3 ...

22A

23

PULLEYS (*continued*)

No.			s. d.
22a.	1" diam. without boss ...	(6)	2/4 ...
23.	½" " " ...	(6)	3/6 ...
23a.	½" " with boss and screw ...	(6)	5/6 ...


24b

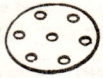
24c

26c

24.	Bush Wheel, 1⅜" diam. 8 holes ...	(6)	6/5 ...
24a.	Wheel Disc, 1⅜" diam. 8 holes, without boss	(3)	2/– ...
24b.	Bush Wheel, 1⅜" diam. 6 holes ...	(6)	6/5 ...
24c.	Wheel Disc, 1⅜" diam. 6 holes, without boss	(3)	2/– ...

PINIONS

25.	⅜" diam. ½" face, 25 teeth ...	(3)	5/6 ...
25a.	⅜" " ½" " 25 " ...	(3)	6/5 ...
25b.	⅜" " ½" " 25 " ...	(3)	8/2 ...
26.	½" " ½" " 19 " ...	(3)	4/1 ...
26a.	½" " ½" " 19 " ...	(3)	4/8 ...
26b.	½" " ½" " 19 " ...	(3)	5/6 ...
26c.	7/16" " ½" " 15 " ...	(3)	3/2 ...

27

27B

27D

GEAR WHEELS

27.	1½" diam. 50 teeth ...	(3)	4/1 ...
27a.	1½" " 57 " ...	(3)	4/11 ...
27b.	3½" " 133 " ...	(3)	9/11 ...
27c.	2½" " 95 " ...	(3)	6/5 ...
27d.	1⅝" " 60 " ...	(3)	5/3 ...

PRICES ARE PER PACK

92920/02

meccanoindex.co.uk

MECCANO PARTS

28

29

CONTRATE WHEELS

No.			s. d.	
28.	1¼" diam.	50 teeth	(3) 4/8	...
29.	⅜" „	25 „	(3) 3/2	...

30

30A & 30C

31

32

30.	Bevel Gear, ½" diam., 26 teeth (for use in pairs)	(2) 4/8	...
30a.	„ „ ½" „ 16 „ } Can only be	} 1 ea. 7/3	
30c.	„ „ 1½" „ 48 „ } used together		...
31.	Gear Wheel, 1" diam. ¼" face, 38 teeth ...	(3) 9/7	...
32.	Worm, ¼" diam.	(3) 3/9	...
34.	Spanner	(6) 2/4	...

34B

35

38d

34b.	Box Spanner	(6) 3/9	...
35.	Spring Clip ... ... Pkt. of 24	-/9	
36.	Screwdriver	(3) 2/7	...
36a.	„ „ (longer)	(1) 2/7	...
36c.	Drift (for levering bolt holes into line) ...	(1) -/4	...
37.	Nut and Bolt, 3/32" ... ... Pkt. of 24	1/9	...
37a.	Nut ... ... „ „ „	-/11	...
37b.	Bolt, 3/32" ... ... „ „ „	-/11	...
38.	Washer ... ... „ „ 20	-/7	...
38d.	„ ¼"	(12) -/7	...
40.	Hank of Cord	(12) 4/11	...

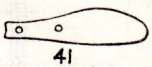
41

43

41.	Propeller Blade	(4) 2/4	...
43.	Tension Spring, 2" long	(6) 2/11	...

45

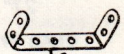
46

44.	Bent Strip, Stepped	(6) 2/-	...
45.	Double Bent Strip	(6) 2/4	...

DOUBLE ANGLE STRIPS

No.		s. d.		No.		s. d.	
46.	2½" × 1"	(6) 2/11	...	48a.	2½" × ½"	(6) 2/-	...
47.	2½" × 1½"	(6) 3/6	...	48b.	3½" × ½"	(6) 2/7	...
47a.	3" × 1½"	(6) 3/6	...	48c.	4½" × ½"	(6) 3/2	...
48.	1½" × ½"	(6) 1/9	...	48d.	5½" × ½"	(6) 3/6	...

50

52

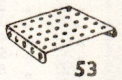
53

50.	Slide Piece	(6) 10/2	...
51.	Flanged Plate, 2½" × 1½"	(6) 4/4	...
52.	„ 5½" × 2½"	(1) 1/5	...
52a.	Flat Plate, 5½" × 3½"	(6) 7/3	...
53.	Flanged Plate, 3½" × 2½"	(1) 1/2	...
53a.	Flat Plate, 4½" × 2½"	(6) 5/3	...

54

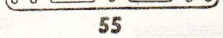
55

54.	Flanged Sector Plate, 4½" long	(1) 1/6	...
55.	Perforated Strip, slotted, 5½" long ...	(6) 2/11	...
55a.	„ „ 2" „ ...	(6) 1/9	...

57c

57d

58

59

57b.	Hook, Loaded, Large	(6) 3/6	...
57c.	„ Smal'	(6) 1/9	...
57d.	Wire Hook	(6) -/6	...
58.	Spring Cord, 40" length	(1) 2/11	...
58a.	Coupling Screw for Spring Cord ...	(12) 1/5	...
58b.	Hook for Spring Cord	(12) -/10	...
59.	Collar with screw	(12) 5/10	...

61

62

62B

61.	Windmill Sail	(4) 2/11	...
62.	Crank	(3) 2/4	...
62a.	Threaded Crank	(3) 2/4	...
62b.	Double Arm Crank	(3) 2/4	...

63

63B

63C

63.	Coupling	(3) 5/10	...
63b.	Strip Coupling	(3) 5/6	...
63c.	Threaded Coupling	(3) 5/6	...
63d.	Short Coupling	(3) 4/11	...

64

65

No.			s. d.	
64.	Threaded Boss	(3)	1/9	...
65.	Centre Fork	(3)	-/10	...
69.	Set Screw, 3/32"	(12)	-/7	...
69a.	Grub Screw, 3/32"	(12)	1/2	...
69b.	„ „ 3/32"	(12)	1/6	...
69c.	„ „ 3/64"	(12)	1/6	...

72

74

76

77

70.	Flat Plate, 5½" × 2½"	(6)	6/1	...
72.	„ „ 2½" × 2½"	(6)	4/4	...
73.	„ „ 3" × 1½"	(6)	4/4	...
74.	„ „ 1½" × 1½"	(6)	2/-	...
76.	Triangular Plate, 2½"	(6)	2/11	...
77.	„ „ 1"	(6)	1/5	...


80A

90

SCREWED RODS

No.		s. d.		No.		s. d.	
78.	11½" ...	(3) 8/2	...	80b.	4½" ...	(3) 3/9	...
79.	8" ...	(3) 5/10	...	80c.	3" ...	(6) 1/9	...
79a.	6" ...	(3) 4/8	...	81.	2" ...	(6) 1/5	...
80.	5" ...	(3) 4/1	...	82.	1" ...	(6) 1/2	...
80a.	3½" ...	(3) 3/2	...				

CURVED STRIPS

			s. d.	
89.	5½" (10" radius)	(6)	2/7	...
89a.	Stepped, 3" (1½" radius)	(6)	2/4	...
89b.	Stepped, 4" (4½" radius)	(6)	2/4	...
90.	2½" (2⅜" radius)	(6)	2/-	...
90a.	Stepped, 2½" (1⅜" radius)	(6)	2/-	...

94

95B

94.	Sprocket Chain, 40" length	(6) 13/11	...

SPROCKET WHEELS

95.	2" diam., 36 teeth	(3)	5/3	...
95a.	1½" „ 28 „	(3)	3/1	...
95b.	3" „ 56 „	(3)	6/8	...
96.	1" „ 18 „	(3)	3/1	...
96a.	¾" „ 14 „	(3)	2/7	...

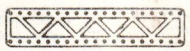
99a

BRACED GIRDERS

97.	3½" long	(6)	3/9	...
99.	12½" „	(6)	11/1	...
99a.	9½" „	(6)	7/10	...
99b.	7½" „	(6)	6/8	...
100.	5½" „	(6)	5/3	...

meccanoindex.co.uk

MECCANO PARTS

No.			s. d.	
101.	Heald for Loom	(24)	1/5	...
102.	Single Bent Strip	(6)	1/9	...

FLAT GIRDERS

103.	5½" long	(6) 3/6	...	103e.	3" long	(6) 2/4	...
103a.	9½" "	(6) 5/3	...	103f.	2½" "	(6) 2/4	...
103b.	12½" "	(6) 7/7	...	103g.	2" "	(6) 2/–	...
103c.	4½" "	(6) 3/2	...	103h.	1½" "	(6) 2/–	...
103d.	3½" "	(6) 2/7	...	103k.	7½" "	(6) 4/4	...

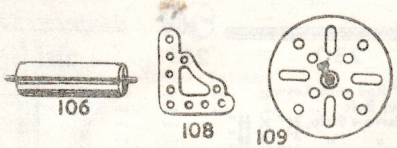

106.	Wood Roller (complete with Rod and two Collars)	(1)	3/9	...
108.	Corner Gusset	(6)	2/11	...
109.	Face Plate, 2½" diam.	(3)	3/6	...

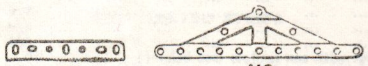

110.	Rack Strip, 3½" long	(3)	2/–	...
110a.	" " 6½" "	(3)	2/11	...

BOLTS

111.	¾"	(12)	–/10	...
111a.	½"	(12)	–/7	...
111c.	⅜"	(12)	–/7	...
111d.	1¼"	(12)	–/10	...
113.	Girder Frame	(3)	2/7	...

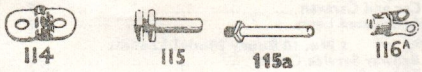

114.	Hinge	(6)	2/11	...
115.	Threaded Pin	(6)	3/6	...
115a.	Threaded Pin, Long	(6)	4/8	...
116.	Fork Piece, large	(3)	2/7	...
116a.	Fork Piece, small	(3)	2/4	...



118.	Hub Disc, 5½" diam.	(1)	3/2	...
120b.	Compression Spring, ½" long	(6)	–/10	...
122.	Loaded Sack	(6)	2/7	...



123.	Cone Pulley, 1½", 1" and ⅜" diam. ...	(1)	4/8	...
124.	Reversed Angle Bracket, 1"	(6)	1/9	...
125.	" " " ½"	(6)	1/5	...
126.	Trunnion	(6)	2/–	...

126a.	Flat Trunnion	(6)	2/–	...
128.	Bell Crank, with boss	(3)	2/11	...

130.	Eccentric, Triple Throw, ½", ⅜" and ½"	(1)	3/9	...
130a.	" Single " ½"	(1)	2/7	...

133.	Corner Bracket, 1½"	(6)	2/–	...
133a.	Corner Bracket, 1"	(6)	1/9	...
134.	Crank Shaft, 1" stroke	(3)	1/2	...

136.	Handrail Support	(3)	4/4	...
136a.	Handrail Coupling	(3)	4/4	...
137.	Wheel Flange	(3)	2/7	...
138.	Ship's Funnel, Raked	(1)	2/7	...



139.	Flanged Bracket (right)	(6)	3/6	...
139a.	" " (left)	(6)	3/6	...
140.	Universal Coupling	(3)	9/–	...

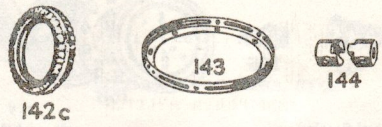

No.			s. d.	
142a.	Motor Tyre (to fit 2" diam. rim) ...	(4)	7/–	...
142b.	" " " 3" " " ...	(4)	13/4	...
142c.	" " " 1" " " ...	(4)	1/9	...
142d.	" " " 1½" " " ...	(4)	4/8	...
143.	Circular Girder, 5½" diam.	(1)	3/2	...
144.	Dog Clutch	(3)	4/11	...

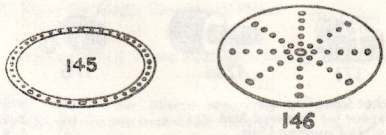

145.	Circular Strip, 7½" diam. overall ...	(1)	2/4	...
146.	Circular Plate, 6" diam. overall ...	(1)	2/7	...
146a.	" " 4" diam. overall ...	(1)	1/9	...

147.	Pawl with Pivot Bolt and Nuts	(6)	7/–	...
147a.	Pawl	(6)	3/6	...
147b.	Pivot Bolt, with two Nuts	(6)	2/11	...
147c.	Pawl, without boss	(6)	1/2	...
148.	Ratchet Wheel	(3)	4/8	...
151.	Single Pulley Block	(1)	2/11	...
153.	Triple Pulley Block	(1)	3/6	...
154a.	Corner Angle Bracket, ½" (right-hand)	(6)	1/9	...
154b.	Corner Angle Bracket, ½" (left-hand) ...	(6)	1/9	...
155.	Rubber Ring (for 1" Pulley)	(6)	1/9	...

157.	Fan, 2" diam.	(1)	1/9	...
160.	Channel Bearing, 1½" × 1" × ½" ...	(6)	3/6	...
161.	Girder Bracket, 2" × 1" × ½"	(6)	2/11	...

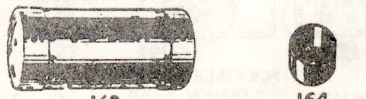

162.	Boiler, complete, 5" long × 2½" diam.	(1)	3/9	...
162a.	" End 2½" diam. × ⅜"	(2)	1/9	...
163.	Sleeve Piece, 1½" long × 1½" diam. ...	(3)	1/9	...
164.	Chimney Adaptor, ⅜" diam. × ½" high	(3)	1/9	...

meccanoindex.co.uk

MECCANO PARTS

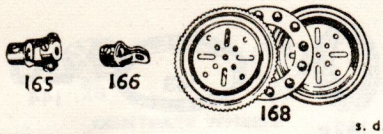

No.			s. d.	
165.	Swivel Bearing	(3)	6/1	...
166.	End Bearing	(3)	2/4	...
167b.	Flanged Ring, 9½" diam.	(1)	7/–	...
168.	Ball Thrust Bearing, 4" diam.	(1)	5/3	...
168a.	" " Race, flanged disc, 3½" diam.	(1)	1/5	...
168b.	" " " toothed disc, 4" diam.	(1)	1/5	...
168c.	" Cage, 3½" diam., complete with balls	(1)	2/11	...
168d.	Ball, ⅜" diam.	(12)	2/–	...



171.	Socket Coupling	(3)	8/5	...
173a.	Adaptor for Screwed Rod	(6)	2/11	...
175.	Flexible Coupling Unit	(3)	6/8	...
176.	Anchoring Spring for Cord	(6)	1/9	...

179.	Rod Socket	(3)	3/2	...
180.	Gear Ring, 3½" diam. (133 ext. teeth, 95 int.)	(1)	2/7	...



185.	Steering Wheel, 1½" diam.	(3)	3/2	...
185a.	" " 2½" diam.	(3)	4/4	...

DRIVING BANDS

186.	2½" (light)	(12)	–/9	...
186a.	6" "	(6)	1/2	...
186b.	10" "	(6)	1/5	...
186c.	10" (heavy)	(6)	2/7	...
186d.	15" "	(6)	4/8	...
186e.	20" "	(6)	6/8	...
187.	Road Wheel, 2½" diam.	(4)	5/10	...
187b.	Road Wheel, 4½" diam.	(4)	13/11	...
187a.	Conical Disc, 1½" diam.	(4)	2/4	...

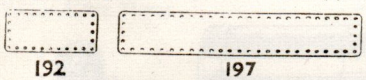

FLEXIBLE PLATES

188.	2½" × 1½"	(6)	2/4	...
189.	5½" × 1½"	(6)	4/4	...
190.	2½" × 2½"	(6)	3/6	...
190a.	3½" × 2½"	(6)	3/6	...
191.	4½" × 2½"	(6)	4/11	...
192.	5½" × 2½"	(6)	5/6	...

PLASTIC PLATES

No.			s. d.	
193.	2½" × 1½" (Transparent)	(6)	1/5	...
193a.	2½" × 2½" "	(6)	2/–	...
193b.	3½" × 2½" "	(6)	2/11	...
193c.	4½" × 2½" "	(6)	3/6	...
193d.	5½" × 1½" "	(6)	2/7	...
193e.	5½" × 2½" "	(6)	3/9	...
194.	2½" × 1½" (Red)	(6)	1/9	...
194a.	2½" × 2½" "	(6)	2/7	...
194b.	3½" × 2½" "	(6)	3/6	...
194c.	4½" × 2½" "	(6)	4/4	...
194d.	5½" × 1½" "	(6)	3/6	...
194e.	5½" × 2½" "	(6)	4/11	...

STRIP PLATES

195.	7½" × 2½"	(3)	4/4	...
196.	9½" × 2½"	(3)	4/11	...
197.	12½" × 2½"	(3)	5/10	...

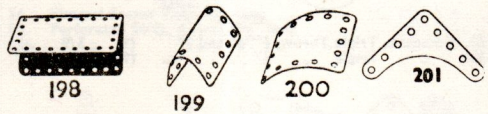

198.	Hinged Flat Plate, 4½" × 2½"	(3)	6/8	..
199.	Curved Plate, U-Section, 2½" × 2½" × ⅜" radius	(6)	3/9	...
200.	" " 2½" × 2½" × 1¼" radius	(6)	3/9	...
201.	Flexible Gusset Plate, 2½" × 2½" ...	(6)	2/11	...

211a.	Helical Gear, ½" } Can only be used	...	} ea. 7/10	...
211b.	" 1½" } together	...		...
212.	Rod and Strip Connector	(6)	1/5	...
212a.	Rod and Strip Connector, Right Angle	(6)	1/5	...
213.	Rod Connector	(3)	–/7	...
213a.	Three-way Rod Connector	(6)	3/6	...
213b.	Three-way Rod Connector with boss ...	(3)	2/11	...

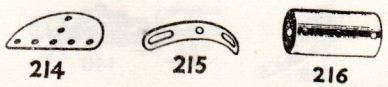

214.	Semi-Circular Plate, 2½"	(6)	4/1	...
215.	Formed Slotted Strip, 3"...	(6)	2/–	...
216.	Cylinder, 2½" long, 1½" diam.	(3)	3/6	...

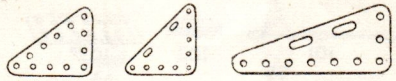

TRIANGULAR FLEXIBLE PLATES

No.			s. d.	
221.	2½" × 1½"	(6)	2/4	...
222.	2½" × 2"	(6)	2/7	...
223.	2½" × 2½"	(6)	2/11	...
224.	3½" × 1½"	(6)	2/7	...
225.	3½" × 2"	(6)	2/11	...
226.	3½" × 2½"	(6)	3/6	...

230.	4" Rod with Keyway	(6)	3/6	...
231.	Key Bolt	(12)	1/5	...
235.	Narrow Strip, 2½" × ¹¹/₁₆"	(6)	1/5	...
235a.	" " 3" × ¹¹/₁₆"	(6)	1/5	...
235b.	" " 3½" × ¹¹/₁₆"	(6)	1/9	...
235d.	" " 4½" × ¹¹/₁₆"	(6)	2/–	...
235f.	" " 5½" × ¹¹/₁₆"	(6)	2/4	...

MECCANO BOOKS OF MODELS — Each

0/1	... ...	1/–	...
2/3	... ...	1/6	...
4/5/6	... ...	4/–	...
7/8	... ...	6/6	...
9	Wallet with ten leaflets (*see below* †)	10/–	...
10	Wallet with 12 leaflets (*see below* ‡)	15/–	...
Gears B Book	... ...	1/–	...
Book of Mechanisms	... ...	1/6	...
Elektrikit Manual	... ...	3/6	...

† No. 9 Special Model Leaflets

9/1	Fire Escape	–/9	...
9/2	Wharf Crane	–/9	...
9/3	Fork Lift Truck	–/9	...
9/4	Giant Dragline Excavator	–/9	...
9/5	High Speed Press	–/9	...
9/6	Bascule Bridge	–/9	...
9/7	Robot or Mechanical Man	–/9	...
9/8	Freight Plane	–/9	...
9/9	Car and Caravan	–/9	...
9/10	Articulated Lorry	–/9	...

‡ No. 10 Super Model Leaflets

1	Railway Service Crane	1/3	...
2	Sports Car	1/3	...
3	Coal Tippler	1/–	...
4	Cargo Ship	1/3	...
5	Double Deck Bus	1/3	...
6	Lifting Shovel	1/3	...
7	Block Setting Crane	1/3	...
8	Beam Bridge	1/3	...
9	Dumper Truck	1/–	...
10	Automatic Gantry Crane	1/3	...
11	Automatic Snow Loader	1/6	...
12	4-4-0 Locomotive and Tender	1/6	...
13	Combine Harvester	1/6	...
14	Eiffel Tower	1/–	...
15	Showman's Traction Engine	1/3	...
16	Twin Cylinder Motor Cycle Engine	1/3	...
17	Trench Digger	1/3	...
18	Bottom Dump Truck	1/6	...
19	Road Surfacing Machine	1/6	...
20	Mechanical Loading Shovel	1/3	...

MECCANO LIMITED LIVERPOOL ENGLAND
17/965/25 Printed in England U.K.