


SEPTEMBER 1952

MECCANO

Toys of
Quality

PRICES INCLUDE
PURCHASE TAX

U.K.




MECCANO

HUNDREDS OF WORKING MODELS

Building a model that really works is the greatest fun in the world. With Meccano any boy can build one working model after another, taking each to pieces and using the same parts to build something entirely different. No ready-made toy can give such pleasure. Each Meccano Outfit can be converted into the one next larger by the addition of the appropriate Accessory Outfit.



Meccano
Outfit
No. 1



Model of a Heavy Goods
Lorry built with Meccano
Outfit No. 5

MECCANO COMPLETE OUTFITS

No. 0each	9/-	No. 6each	72/3
" 1"	14/3	" 7"	106/4
" 2"	19/6	" 8"	182/3
" 3"	27/11	" 9"	280/10
" 4"	40/7	" 10"	751/5
" 5"	57/-			



Meccano
Outfit
No. 4

MECCANO

BOYHOOD'S BEST DAYS - BUILDING WITH MECCANO



Meccano
Accessory Outfit
No. 1a

MECCANO ACCESSORY OUTFITS

No. 0a converts No. 0 into No. 1	5/3
No. 1a	6/6
No. 2a	11/6
No. 3a	15/2
No. 4a	20/6
No. 5a	15/2
No. 6a	34/1
No. 7a	75/11
No. 8a	79/8
No. 9a	394/11



Meccano
Accessory Outfit
No. 3a

BOOKS OF INSTRUCTIONS (Tax Free)

No.	Meccano	-/9	No.	Meccano	-/9
0	..	1/-	0a	..	1/-
1	..	1/3	1a	..	1/3
2	..	1/6	2a	..	1/6
3	..	2/-	3a	..	2/-
4	..	2/3	4a	..	2/3
5	..	3/-	5a	..	2/3
6	..	5/6	6a	..	2/3
7/8	..	9/-	Gears 'A'	..	1/-
9	..	10/-			
10	..				

Ask your dealer for details of the Meccano
International Model-Building Competition.
Over £1000 in cash prizes.

MECCANO

Meccano Gears Outfit 'A'. Gears Outfits are scarce because of metal restrictions, but your dealer may still have stock 11/9

MECCANO MOTORS AND TRANSFORMERS

Clockwork Magic Motor. This non-reversing motor is specially intended for driving small models 7/2

Clockwork Motor No. 1. A strongly built long-running motor fitted with reversing motion 17/4

No. E020 Electric Motor 20-volt. A sturdy non-reversing power unit of the all-enclosed type 22/4

No. E20R Electric Motor 20-volt. A powerful motor fitted with reversing motion 33/6

No. T20M Transformer. 210/250 volt. A.C.; other voltages to special order. (Output 20 VA at 20 volts) for use with E020 and E20R Electric Motors. 47/1


No. T20 Transformer 225/250 volt. A.C.; Similar to T20M Transformer, but is fitted with speed regulator 52/1

Fuse Wire (tax free) card -/6



Meccano
Gears
Outfit 'A'

Meccano Parts can be bought separately. Ask your Dealer for an illustrated price list.



Clockwork Magic Motor



No. 1 Clockwork Motor



E020 Electric Motor



E20R Electric Motor

DINKY BUILDER


THE SIMPLE BUILDING TOY

Simplicity is the keynote of this fascinating building system. With Dinky Builder hinged plates and rods, the younger children can build all kinds of models with the greatest ease—Lorries, Furniture, Buildings, Wheel Toys, Windmills and scores of others.

The parts are enamelled in blue and yellow and can be used over and over again. Nuts and bolts are not used in this system.

A Dinky Builder Outfit No. 1 can be converted into a Dinky Builder Outfit No. 2 by the addition of an Accessory Outfit No. 1a.

Dinky Builder Outfit No. 1	12/1
Dinky Builder Outfit No. 2	22/11
Dinky Builder Accessory Outfit No. 1a	12/1



One of the many fine models that can be built with the Dinky Builder Outfit No. 1.

Dinky
Builder
Outfit
No. 1



DINKY BUILDER PARTS

Part No.		
501	Large square (yellow or blue)	-5½
502	Large square with windows (yellow)	-7½
506	Small square (yellow or blue)	-3½
511	Oblong (yellow or blue)	-3½
512	Oblong with door and window (yellow)	-5½
516	Large triangle (yellow)	-5½
521	Small triangle (yellow or blue)	-3½
526	Wheel	-7½
536	Split Rod, 1"	-2
539	Split Rod, 2½"	-2
542	Split Rod, 3½"	-2
545	Split Rod, 4½"	-2
551	Hank of Cord	-2
553	Dismantling Tool	-3½
	Book of Instructions (tax free)....	-9

GAUGE O - 1½ in.

HORNBY TRAINS

CLOCKWORK

Running a Hornby Railway is great fun! Every minute spent playing with Hornby Trains is full of thrills for boys. Hornby Trains are tested and guaranteed. Each set is complete with rails and attractively boxed.


HORNBY MO GOODS TRAIN SET—Locomotive (non-reversing) and Tender, two Wagons and Rails requiring a space 2ft. 10in. by 2ft. 25/1

HORNBY MO PASSENGER TRAIN SET—Locomotive (non-reversing) and Tender, two Pullman Coaches and Rails requiring a space 2ft. 10in. by 2ft. 25/1

MO Train Sets have 9in. radius curved rails. These cannot be used in the same layout with 1ft. or 2ft. radius curves.

HORNBY MI GOODS TRAIN SET—Locomotive (reversing) and Tender, two Goods Wagons and 1ft. radius Rails requiring a space 3ft. 3in. by 2ft. 6in. 38/2

HORNBY MI PASSENGER TRAIN SET—Locomotive (reversing) and Tender, two Pullman Coaches and 1ft. radius Rails requiring a space 3ft. 3in. by 2ft. 6in. 38/2



HORNBY No. 101 TANK PASSENGER TRAIN SET (illustrated above)

Tank Locomotive (reversing), 2ft. radius rails requiring a space 5ft. 4in. x 4ft. 6in. 59/6

HORNBY No. 201 TANK GOODS TRAIN SET

Tank Locomotive (reversing), one No. 1 Wagon, one Timber Wagon, one No. 1 Petrol Tank Wagon and 2ft. radius Rails requiring a space 5ft. 4in. x 4ft. 6in. 54/7

GAUGE O - 1 1/4 in.

HORNBY TRAINS

CLOCKWORK

**HORNBY No. 601 GOODS TRAIN SET** (illustrated above)

Locomotive (reversible from track) 2ft. radius Rails requiring a space 5ft. 4in. x 4ft. 6in.

74/5

HORNBY No. 501 PASSENGER TRAIN SET

Locomotive (reversible from track), and Tender, three Coaches and 2ft. radius Rails requiring a space 5ft. 4in. x 4ft. 6in.

74/5

HORNBY ROLLING STOCK

Cattle Truck No. 1	6/6	Lumber Wagon No. 1	4/-
Cement Wagon	5/3	Milk Traffic Van No. 1	7/9
Coach No. 1	5/11	Passenger Brake Van	5/11
Crane Truck No. 1	8/1	Petrol Tank Wagon No. 1	5/-
Flat Truck	4/4	Refrigerator Van No. 1	6/6
Flat Truck (with drum)	5/11	Rotary Tipping Wagon No. 1	5/3
Flat Truck (with container)	6/10	Side Tipping Wagon No. 1	5/3
Gas Cylinder Wagon	4/4	Timber Wagon No. 1	3/5
Goods Van No. 1	6/6	Wagon No. 1	3/5
Goods Brake Van	7/9	Wagon with sheet rail	3/9
Hopper Wagon	7/2		

The Hornby vehicles listed above have automatic couplings (Patent No. 605283) and are not designed for use with MO and MI Sets


HORNBY MO ROLLING STOCK

MO Wagon	2/2	MO Petrol Tank Wagon	2/4
MO Coach	2/6	MO Rotary Tipping Wagon	2/9
MO Crane Truck	2/9	MO Side Tipping Wagon	2/6

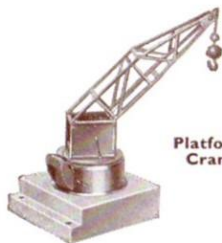
MO Rolling Stock is suitable only for use with other MO components

**Crane Truck No. 1****Flat Truck (with drum)****Milk Traffic Van No. 1****Rotary Tipping Wagon**

GAUGE O - 1 1/4 in.



Turntable No. 2

Platform
Crane

Level Crossing No. 1

HORNBY TRAINS

HORNBY LOCOMOTIVES

MO	Locomotive (non-reversing)	12/1
M1	Locomotive (reversing)	21/5
101	Tank Locomotive (reversing)	30/8
501	Locomotive (reversible from track)	40/11

HORNBY TENDERS

MO	Tender	2/2
M1	Tender	2/6
501	Tender	4/4

HORNBY ACCESSORIES

Buffer Stop No. 1	3/1
Footbridge No. 1	9/10
Level Crossing No. 1	8/1
Platform Crane	7/9
Platform, Goods No. 1	12/1
Platform, Island	13/11
Signal, Single Arm No. 2	5/10
Signal, Double Arm No. 2	7/2
Signal Cabin No. 2	7/5
Station No. 3	16/1
Station Hoarding	1/4
Turntable No. 2	11/2
Water Tank No. 1	6/10
Posters	pkt. of doz. -/7

SUNDRIES

Wheels and Axles for Hornby Rolling		
Stock (2 wheels, 1 axle)	-/3
S Key (MO Loco, Magic Motor)	-/8
H „ (M1, 101/201, 501/601 Locomotives)	1/-
B „ (No. 1 Clockwork Motor)	1/-
Head Lamp for Locomotive	-/2
Tail Lamp for Locomotive	-/2
Side Lamp for Goods Brake Van	-/2

Miniature figures for gauge 'O' railways are listed on page 14

CLOCKWORK



Signal Cabin No. 2



Buffer Stop No. 1

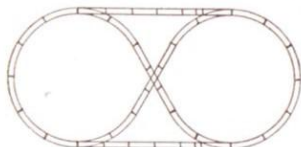


Water Tank No. 1

GAUGE O - 1½ in.

HORNBY TRAINS

CLOCKWORK



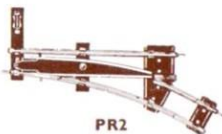
Layout O.24
using Hornby Gauge O Track

2ft. RADIUS
(illustr.)

16	A2
10	B1
2	B½
2	B½
2	PR2
2	PL2
1	CA2

1ft. RADIUS

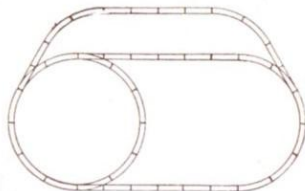
6	A1
2	B½
2	B½
2	PR1
2	PL1
1	CA1



PR2



CA2



Layout O.12
using Hornby Gauge O Track

2ft. RADIUS (illustr.)

18	A2
16	B1
2	PR2
2	PL2

1ft. RADIUS

7	A1
6	B1
2	PR1
2	PL1

HORNBY GAUGE 'O' TRACK**STRAIGHT RAILS**

		Each
BM	Straight Rail (MO Trains)	-/10½
B1	Straight Rail	1/-
B½	Straight Half Rail	-/10
B¼	Straight Quarter Rail	-/9
BBR	Straight Brake and Reverse Rail	1/3
BBM	Straight Brake Rail (MO Trains)	-/11

CURVED RAILS

M9	Curved Rail (MO Trains, 9" radius)	-/10½
A1	Curved Rail (1ft. radius)	1/-
A1½	Curved Half Rail (1ft. radius)	-/10
A2	Curved Rail (2ft. radius)	1/-
A2½	Curved Half Rail (2ft. radius)	-/10
RCP	Rail Connecting Plates (packet of 6)	-/7
MCC	Rail Connecting Clips (packet of 6)	-/4

POINTS

		Each
PR1	Right-hand Points (1ft. radius)	5/3
PL1	Left-hand Points (1ft. radius)	5/3
PR2	Right-hand Points (2ft. radius)	5/3
PL2	Left-hand Points (2ft. radius)	5/3
PCC	Points Connecting Clip (packet of 2)	-/7

CROSSINGS

CA1	Acute-angle Crossing (for 1ft. radius track)	5/3
CA2	Acute-angle Crossing (for 2ft. radius track)	4/-
CR1	Right-angle Crossing (for 1ft. radius track)	5/7
CR2	Right-angle Crossing (for 2ft. radius track)	4/4


1ft. radius Curves, Points and Crossings cannot be used in the same layout with those of 2ft. radius

GAUGE OO - $\frac{1}{4}$ in. **HORNBY-DUBLO TRAINS** 12-VOLT ELECTRIC**A COMPLETE RAILWAY ON THE TABLE**


Hornby-Dublo Trains are "OO" gauge, and a complete model railway can be set up on any large table. Ideal where space is limited. Built to scale. Realistic detail. Simple and safe. Hornby-Dublo Trains are 12-volt Electric and power is obtained from **Alternating Current** mains through a Hornby-Dublo Transformer and a Hornby-Dublo Controller.

Starting, stopping, reversing and speed regulation of Hornby-Dublo Electric Locomotives are all carried out from the lineside by the movement of a single lever on the Controller. All Hornby-Dublo Coaches, Vans and Wagons have automatic couplings. **Transformers are NOT included in the sets.**

EDG7 Tank
Goods Train
Set L.M.S.



EDP1 "Sir Nigel Gresley"
Passenger Train Set
L.N.E.R.

**HORNBY-DUBLO TRAIN SETS**

EDG7 HORNBY-DUBLO ELECTRIC TANK GOODS TRAIN SET—including Hornby-Dublo Controller and Rails requiring a space 4ft. x 3ft. 161/2

EDP1 HORNBY-DUBLO ELECTRIC "SIR NIGEL GRESLEY" PASSENGER TRAIN SET, L.N.E.R.—including Hornby-Dublo Controller and Rails requiring a space 4ft. x 3ft. 181/-

EDP2 HORNBY-DUBLO ELECTRIC "DUCHESS OF ATHOLL" PASSENGER TRAIN SET, L.M.S.—including Hornby-Dublo Controller and Rails requiring a space 4ft. x 3ft. 195/4

GAUGE OO - 1/60 in.

HORNBY-DUBLO TRAINS 12-VOLT ELECTRIC

EDP2 "Duchess of Atholl"
Passenger Train Set L.M.S.

**HORNBY-DUBLO TRANSFORMER AND CONTROLLER**

Hornby-Dublo Transformer, output 12-volts 1 amp., for alternating current supplies of 210/250 volts, 50/100 cycles. This transformer can also be supplied for other voltages and frequencies. When ordering, state voltage and frequency of mains supply

Hornby-Dublo Transformer	43/5
Fuse for Transformer (Tax free)	52/1
					-/9

SPECIAL NOTE.—Those who have Direct Current Mains supply or no current at all, can run their Hornby-Dublo Trains from a 12-volt Accumulator having a minimum capacity of 20 amperes hours. When using an Accumulator a Transformer is not required.

HORNBY-DUBLO LOCOMOTIVES

EDL1	Hornby-Dublo Streamlined Locomotive "Sir Nigel Gresley," without Tender	68/2
EDL2	Hornby-Dublo Locomotive "Duchess of Atholl," without Tender	70/8
EDL7	Hornby-Dublo Tank Locomotive	57/-



Hornby-Dublo Transformer



EDL2 Locomotive "Duchess of Atholl"



Hornby-Dublo Controller

Read the "M.M." for helps to better running on your Hornby-Dublo Railway

GAUGE OO - $\frac{1}{16}$ in.**HORNBY-DUBLO TRAINS** 12-VOLT ELECTRIC**HORNBY-DUBLO TRACK**

EDBI	Straight Rail, $1\frac{1}{2}$ in.	3/5
EDBI $\frac{1}{2}$	Straight Half Rail	2/6
EDBI $\frac{1}{4}$	Straight Quarter Rail	2/1
EDBS	Straight Short Rail	1/10
EDBTI	Straight Terminal Rail	6/6
EDA1	Curved Rail	3/5
EDA1 $\frac{1}{2}$	Curved Half Rail	2/6
EDA2	Curved Rail, large radius	3/5
EDPR	Points, right-hand	10/3
EDPL	Points, left-hand	10/3
EODPR	Electrically Operated Points, right-hand	22/8
EODPL	Electrically Operated Points, left-hand	22/8
IBR	Isolating Rail and Switch	6/6
UBR	Uncoupling Rail	5/7
IT	Insulating Tabs.... doz.	-/6
DI	Switch (for elec. operated points and signals)	4/-
Railer		2/2
Switch Grouping Rods (long) pair		-/4
Switch Grouping Rods (short) pair		-/4

**HORNBY-DUBLO
RAILER**



The Hornby-Dublo Railer is a grooved incline that fits over the rail heads of Hornby-Dublo track. Its purpose is to guide locomotives or rolling stock on to the rails easily and quickly.

**UBR
UNCOUPLING RAIL**

This is a Straight Half Rail with a movable ramp in the centre of the track. When the ramp is raised by the operating lever, it disengages the couplings of vehicles passing over it.

**HORNBY-DUBLO ROLLING
STOCK**

D1	Tender, for use with EDL1 Locomotive	9/4
D2	Tender, for use with EDL2 Locomotive	10/6
D1	Coach, Corridor L.N.E.R. 1st./3rd	9/7
D1	Coach, Corridor L.N.E.R. Brake/3rd.	9/7
D3	Coach, Corridor L.M.S. 1st./3rd.	14/11
D3	Coach, Corridor L.M.S. Brake/3rd.	14/11
D1	Cattle Truck	5/3
D1	Coal Wagon	5/7
D2	Coal Wagon, high sided	5/11
D1	Fish Van	5/3
D1	Goods Van	5/3
D1	Goods Brake Van	7/2
D1	High Capacity Wagon	8/8
D2	High Sided Wagon	5/-
D1	Horse Box	5/3
D1	Meat Van	5/3
D1	Oil Tank Wagon	5/7
D1	Open Wagon	4/8
D1	Petrol Tank Wagon	5/7

**Cattle Truck D1****Coal Wagon, high sided D2****Fish Van D1****Meat Van D1**

HORNBY-DUBLO ACCESSORIES

D1	Buffer Stop	2/2
D1	Footbridge	10/6
D1	Island Platform	18/7
D1	Signal Cabin	12/5
D1	Signal, Single Arm (home or distant)	2/2
ED1	Signal, Single Arm, Electrically Operated (home or distant)	9/-
D2	Signal, Double Arm	2/9
ED2	Signal, Double Arm, Electrically Operated	13/11*
D1	Through Station	41/10
D1	Water Crane	2/9
D1	Loading Gauge	2/6
	Station Names (Pkt. of 5 pairs)	-2/10
	Hornby-Dublo Spanner	-1/10

*Expected to be available before the end of the year.




Signal, D1
Single Arm



Signal, D2
Double Arm



Signal
Cabin D1



Footbridge D1



Loading
Gauge D1



Water
Crane D1

Miniature figures for gauge 00 railways are listed on page 15.



Island Platform D1



Through Station D1



Buffer Stop D1

Trade Mark **DINKY TOYS** Registered

No. 1 Station Staff, 0 Gauge

No. 12e Postman

No. 1003 Passengers, 00 Gauge

No.		No.		No.	
1	Station Staff, 0 Gauge (Set of 5)	23s	Streamlined Racing Car	2/9	29c Double Deck Bus
2	Farmyard Animals (Set of 6) 6/6	25g	Trailer	2/2	29e Single Deck Bus
3	Passengers, 0 Gauge (Set of 6)	25h	Streamlined Fire Engine	2/11	29f Observation Coach
4	Engineering Staff, 0 Gauge (Set of 5) 4/8	25m	Bedford End Tipper	5/11	29g Luxury Coach
5	Train and Hotel Staff, 0 Gauge (Set of 5) 4/8	25p	Aveling-Barford Diesel Roller	4/4	29h Duple Roadmaster Coach
6	Shepherd Set (Set of 6) 4/4	25r	Forward Control Lorry	2/11	30h Daimler Ambulance
12d	Telegraph Messenger -9/6	25v	Refuse Wagon	7/2	30j Austin Wagon
12e	Postman -9/6	25w	Bedford Truck	4/4	30m Rear Tipping Wagon
13a	Cook's Man -10	25x	Breakdown Lorry	6/6	30n Farm Produce Wagon
14a	B.E.V. Electric Truck 3/1	25y	Universal Jeep	4/4	30pa Tanker (Castrol)
14c	Coventry Climax Fork Lift Truck 8/1	27a	Massey-Harris Tractor	4/8	30pb Tanker (Esso)
23a	Small Open Racing Car 1/11	27b	Harvest Trailer	3/11	30r Fordson Thames Flat Truck
23e	"Speed of the Wind" Record Car 2/5	27c	Massey-Harris Manure Spreader	4/9	30s Austin Covered Wagon
23f	Alfa Romeo Racing Car 3/1	27d	Land-Rover	4/8	30v Electric Dairy Van
		27f	Estate Car	3/5	31a Trojan Van 15-cwt. (Esso)
		27g	Motocart	5/3	31b Trojan Van 15-cwt. Dunlop
		27h	Disc Harrow	2/9	31c Trojan Van 15-cwt. (Chivers)
		27m	Land-Rover Trailer	2/6	34c Loud Speaker Van
					35a Midget Saloon



No. 25y Universal Jeep




No. 29h Duple Roadmaster Coach



No. 31c Trojan Van 15-cwt. (Chivers)

Trade Mark **DINKY TOYS** Registered
THE FAVOURITE COLLECTING HOBBY



No. 531 Leyland Comet Lorry



No. 512 Guy Flat Truck

No.				No.			
501	Foden Diesel 8-wheel Wagon	9/11	531	Leyland Comet Lorry	5/11
502	Foden Flat Truck	9/-	532	Comet Wagon, with hinged Tailboard	7/9
503	Foden Flat Truck, with Tailboard	9/-	551	Trailer	3/11
504	Foden 14-ton Tanker	10/10	561	Blaw Knox Bulldozer	15/2
505	Foden Flat Truck, with Chains	11/6	562	Dumper Truck	8/8
511	Guy 4-ton Lorry	6/6	563	Heavy Tractor	9/7
512	Guy Flat Truck	5/11	571	Coles Mobile Crane	12/1
513	Guy Flat Truck, with Tailboard	5/11	591	A.E.C. Tanker	8/8
514	Guy Van	7/9	751	Lawn Mower	6/10
521	Articulated Lorry	7/5				