

PRICES INCLUDE PURCHASE TAX

15th APRIL 1953

MECCANO

TOYS OF QUALITY




MECCANO

HUNDREDS OF WORKING MODELS

Building a model that really works is the greatest fun in the world. With Meccano any boy can build one working model after another, taking each to pieces and using the same parts to build something entirely different. No ready-made toy can give such pleasure.



Meccano
Outfit
No. 1



Model of a Heavy Goods
Lorry built with Meccano
Outfit No. 5

MECCANO COMPLETE OUTFITS

No. 0	... each	8/3	No. 6	... each	60/-
" 1 "	12/9	" 7 "	88/6
" 2 "	17/-	" 8 "	153/-
" 3 "	24/6	" 9 "	241/6
" 4 "	35/-	" 10 "	645/-
" 5 "	47/6			



Meccano
Outfit
No. 4

MECCANO

BOYHOOD'S BEST DAYS - BUILDING WITH MECCANO



Meccano
Accessory Outfit
No. 1a

MECCANO ACCESSORY OUTFITS

Each Meccano complete Outfit can be converted into the one next larger by the addition of the appropriate Accessory Outfit.

No. 0a converts	No. 0 into	No. 1	4/9
No. 1a	" "	1	" "	2	5/6
No. 2a	" "	2	" "	3	10/-
No. 3a	" "	3	" "	4	13/-
No. 4a	" "	4	" "	5	15/9
No. 5a	" "	5	" "	6	12/6
No. 6a	" "	6	" "	7	28/9
No. 7a	" "	7	" "	8	64/6
No. 8a	" "	8	" "	9	62/6
No. 9a	" "	9	" "	10	320/-

BOOKS OF INSTRUCTIONS (Tax Free)

No.		No.	
0	Meccano	-/6	
1	"	1/-	
2	"	1/3	
3	"	1/6	
4	"	2/-	
5	"	2/3	
6	"	3/-	
7/8	"	5/-	
9	"	8/-	
10	"	10/-	

No.		No.	
0a	Meccano	-/6	
1a	"	-/9	
2a	"	1/-	
3a	"	1/3	
4a	"	1/6	
5a	"	1/9	
6a	"	2/3	
	Gears 'A'	1/-	



Meccano
Accessory Outfit
No. 3a

MECCANO

Meccano Gears Outfit 'A'. 10/9
Specially designed for owners of the smaller Meccano Outfits, which do not include Gears.

MECCANO MOTORS AND TRANSFORMERS

Clockwork Magic Motor. This non-reversing motor is specially intended for driving small models 6/3

Clockwork Motor No. 1. A strongly built long-running motor fitted with reversing motion 15/6

No. E020 Electric Motor 20-volt. A sturdy non-reversing power unit of the all-enclosed type 19/3

No. E20R Electric Motor 20-volt. A powerful motor fitted with reversing motion 29/9


No. T20M Transformer. 210/250 volt. A.C.; other voltages to special order. (Output 20 VA at 20 volts) for use with E020 and E20R Electric Motors. 40/9

Fuse Wire (tax free) card -/6



Meccano
Gears
Outfit 'A'

Meccano Parts can be bought separately. Ask your Dealer for an illustrated price list.




Clockwork Magic Motor



No. 1 Clockwork Motor



E020 Electric Motor



E20R Electric Motor

DINKY BUILDER

THE SIMPLE BUILDING TOY

Simplicity is the keynote of this fascinating building system. With Dinky Builder hinged plates and rods, the younger children can build all kinds of models with the greatest ease—Lorries, Furniture, Buildings, Wheel Toys, Windmills and scores of others.


The parts are enamelled in blue and yellow and can be used over and over again. Nuts and bolts are not used in this system.

A Dinky Builder Outfit No. 1 can be converted into a Dinky Builder Outfit No. 2 by the addition of an Accessory Outfit No. 1a.

Dinky
Builder
Outfit
No. 1



Dinky Builder Outfit No. 1	11/6
Dinky Builder Outfit No. 2	21/6
Dinky Builder Accessory Outfit No. 1a	11/6



One of the many
fine models that
can be built with
Dinky Builder
Outfit No. 1.

DINKY BUILDER PARTS

Part No.		
501	Large square (yellow or blue)	-/5 $\frac{1}{2}$
502	Large square with windows (yellow)	-/7
506	Small square (yellow or blue)	-/3
511	Oblong (yellow or blue)	-/3
512	Oblong with door and window (yellow)	-/5 $\frac{1}{2}$
516	Large Triangle (yellow)....	-/5 $\frac{1}{2}$
521	Small triangle (yellow or blue)	-/3
526	Wheel	-/7
536	Rod, 1"	-/1 $\frac{1}{2}$
539	Rod, 2 $\frac{1}{4}$ "	-/1 $\frac{1}{2}$
542	Rod, 3 $\frac{1}{4}$ "	-/1 $\frac{1}{2}$
545	Rod, 4 $\frac{7}{8}$ "	-/1 $\frac{1}{2}$
551	Hank of Cord	-/2
553	Dismantling Tool	-/3
	Book of Instructions (tax free)....	-/9

GAUGE O - 1½ in.

HORNBY TRAINS

CLOCKWORK

Running a Hornby Railway is great fun! Every minute spent playing with Hornby Trains is full of thrills for boys. Hornby Trains are tested and guaranteed. Each set is complete with rails and attractively boxed.

HORNBY MO GOODS TRAIN SET—Locomotive (non-reversing) and Tender, two Wagons and Rails requiring a space 2ft. 10in. by 2ft. 22/-

HORNBY MO PASSENGER TRAIN SET—Locomotive (non-reversing) and Tender, two Pullman Coaches and Rails requiring a space 2ft. 10in. by 2ft. 22/-

MO Train Sets have 9in. radius curved rails. These cannot be used in the same layout with 1ft. or 2ft. radius curves.

HORNBY MI GOODS TRAIN SET—Locomotive (reversing) and Tender, two Goods Wagons and 1ft. radius Rails requiring a space 3ft. 3in. by 2ft. 6in. 32/-

HORNBY MI PASSENGER TRAIN SET—Locomotive (reversing) and Tender, two Pullman Coaches and 1ft. radius Rails requiring a space 3ft. 3in. by 2ft. 6in. 32/-



*Hornby MI
Passenger
Train Set*



HORNBY No. 101 TANK PASSENGER TRAIN SET (illustrated above)

Tank Locomotive (reversing) two Coaches, Passenger Brake Van and 2ft. radius rails requiring a space 5ft. 4 in. x 4ft. 6in. 51/-

HORNBY No. 201 TANK GOODS TRAIN SET

Tank Locomotive (reversing) one No. 1 Wagon, one Timber Wagon, one No. 1 Petrol Tank Wagon and 2ft. radius Rails requiring a space 5ft. 4in. x 4ft. 6in. 46/6

GAUGE O - 1½ in.

HORNBY TRAINS

CLOCKWORK

**HORNBY No. 601 GOODS TRAIN SET** (illustrated above)

Locomotive (reversible from track) Tender, Flat Track, Open Wagon, Goods Brake Van and 2ft. radius Rails requiring a space 5ft. 4in. x 4ft. 6in.

60/-

HORNBY No. 501 PASSENGER TRAIN SET

Locomotive (reversible from track) Tender, two Coaches, Passenger Brake Van and 2ft. radius Rails requiring a space 5ft. 4in. x 4ft. 6in.

60/-

HORNBY ROLLING STOCK

Cattle Truck No. 1	5/6	Lumber Wagon No. 1	3/6
Cement Wagon	4/8	Milk Traffic Van No. 1	6/6
Coach No. 1	5/3	Passenger Brake Van	5/3
Crane Truck No. 1	6/-	Petrol Tank Wagon No. 1	4/4
Flat Truck	3/9	Refrigerator Van No. 1	5/6
Flat Truck (with drum)	5/-	Rotary Tipping Wagon No. 1	4/8
Flat Truck (with container)	5/9	Side Tipping Wagon No. 1	4/4
Gas Cylinder Wagon	3/6	Timber Wagon No. 1	2/11
Goods Van No. 1	5/6	Wagon No. 1	3/2
Goods Brake Van	7/-	Wagon with sheet rail	3/2
Hopper Wagon	6/6		

The Hornby vehicles listed above have automatic couplings (Patent No. 605283) and are not designed for use with MO and MI Sets


HORNBY MO ROLLING STOCK

MO Wagon	2/-	MO Petrol Tank Wagon	2/-
MO Coach	2/4	MO Rotary Tipping Wagon	2/7
MO Crane Truck	2/7	MO Side Tipping Wagon	2/4


MO Rolling Stock is suitable only for use with other MO components

Crane Truck
No. 1Flat Truck
(with drum)Milk Traffic Van
No. 1Rotary
Tipping Wagon

GAUGE O - 1½ in.



Turntable No. 2

Platform
Crane

Level Crossing No. 1

HORNBY TRAINS

HORNBY LOCOMOTIVES

MO	Locomotive (non-reversing)	10/9
M1	Locomotive (reversing)	19/-
101	Tank Locomotive (reversing)	25/6
501	Locomotive (reversible from track)	31/-

HORNBY TENDERS

MO	Tender	1/9
M1	Tender	2/-
501	Tender	3/9

HORNBY ACCESSORIES

Buffer Stop No. 1	2/7
Footbridge No. 1	8/6
Level Crossing No. 1	7/-
Platform Crane	6/6
Platform, Goods No. 1	10/6
Platform, Island	11/6
Signal, Single Arm No. 2	5/-
Signal, Double Arm No. 2	6/6
Signal Cabin No. 2	6/6
Station No. 3	13/9
Station Hoarding	1/-
Turntable No. 2	9/6
Water Tank No. 1	5/9
Posterspkt. of doz. -/6
Goods Yard Crane (Dinky Toys No. 752)	13/-

SUNDRIES

Wheels and Axles for Hornby Rolling	
Stock (2 wheels, 1 axle)	-/3
S Key (MO Loco, Magic Motor)	-/7
H " (M1, 101/201, 501/601 Locomotives)	-/10
B " (No. 1 Clockwork Motor)	-/10
Head Lamp for Locomotive	-/2
Tail Lamp for Locomotive	-/2
Side Lamp for Goods Brake Van	-/2

Miniature figures for gauge 'O' railways are listed on page 14


CLOCKWORK



Signal Cabin No. 2



Buffer Stop No. 1

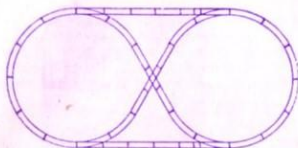


Water Tank No. 1

GAUGE O - 1½ in.

HORNBY TRAINS

CLOCKWORK



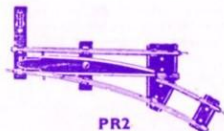
Layout O.24
using Hornby Gauge O Track

2ft. RADIUS
(illustr.)

16	A2
10	B1
2	B½
2	B1
2	PR2
2	PL2
1	CA2

1ft. RADIUS

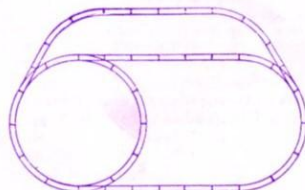
6	A1
2	B½
2	B1
2	PR1
2	PL1
1	CA1



PR2



CA2



Layout O.12
using Hornby Gauge O Track

2ft. RADIUS (illustr.)

18	A2
16	B1
2	PR2
2	PL2

1ft. RADIUS

7	A1
6	B1
2	PR1
2	PL1

HORNBY GAUGE 'O' TRACK**STRAIGHT RAILS**

BM	Straight Rail (MO Trains)	-/9½
B1	Straight Rail	-/10½
B½	Straight Half Rail	-/8
B1	Straight Quarter Rail	-/7
BBR	Straight Brake and Reverse Rail	1/2
BBM	Straight Brake Rail (MO Trains)	-/10

CURVED RAILS

M9	Curved Rail (MO Trains, 9" radius)	-/9½
A1	Curved Rail (1ft. radius)	-/10½
A1½	Curved Half Rail (1ft. radius)	-/8
A2	Curved Rail (2ft. radius)	-/10½
A2½	Curved Half Rail (2ft. radius)	-/8
RCP	Rail Connecting Plates (packet of 6)	-/7
MCC	Rail Connecting Clips (packet of 6)	-/3

POINTS

PR1	Right-hand Points (1ft. radius)	4/6
PL1	Left-hand Points (1ft. radius)	4/6
PR2	Right-hand Points (2ft. radius)	4/6
PL2	Left-hand Points (2ft. radius)	4/6
PCC	Points Connecting Clip (packet of 2)	-/7

CROSSINGS

CA1	Acute-angle Crossing (for 1ft. radius track)	4/8
CA2	Acute-angle Crossing (for 2ft. radius track)	3/9
CR1	Right-angle Crossing (for 1ft. radius track)	4/11
CR2	Right-angle Crossing (for 2ft. radius track)	4/-

1ft. radius Curves, Points and Crossings cannot be used in the same layout with those of 2ft. radius

GAUGE OO - $\frac{1}{4}$ in.**HORNBY-DUBLO TRAINS**

12-VOLT ELECTRIC

BRITISH RAILWAYS LIVERIES

Hornby-Dublo is the finest model railway system in the world, and has the special merit of needing only small space for a comprehensive layout. These trains are 1/76th of the size of real trains, and are simple and safe to operate. The locomotives are fitted for remote control, all movements and speed regulation being governed by a single lever at the lineside. Each is designed to operate through a Hornby-Dublo Transformer and Controller from A.C. mains supply. Automatic couplings are fitted to the rolling stock and each set contains sufficient rails for an oval track measuring 4ft. x 3ft.

Transformers and Controllers are NOT included in these Sets.

EDG17 Tank
Goods Train
Set, B.R.

EDP11
"Silver King"
Passenger Set,
B.R.

HORNBY-DUBLO TRAIN SETS IN B.R. LIVERIES			
EDP11	Hornby-Dublo "Silver King" Passenger Train Set, B.R.—without Controller	122/-
EDP12	Hornby-Dublo "Duchess of Montrose" Passenger Train Set, B.R.—without Controller	133/9
EDG17	Hornby-Dublo Tank Goods Set, B.R.—without Controller	98/6
HORNBY-DUBLO LOCOMOTIVES & TENDERS IN B.R. LIVERIES			
EDL11	Locomotive "Silver King" B.R., without Tender	59/6
EDL12	Locomotive "Duchess of Montrose" B.R., without Tender	62/3
EDL17	Tank Locomotive B.R.	47/6
D11	Tender B.R. (E.R.) for EDL11 Loco.	8/9
D12	Tender B.R. (L.M.R.) for EDL12 Loco.	9/11


SIMPLE

HORNBY-DUBLO TRAINS

A COMPLETE RAILWAY ON THE TABLE

SAFE

EDP12 "Duchess of Montrose"
Passenger Set, B.R.



SPECIAL NOTE.—Those who have Direct Current Mains supply or no current at all, can run their Hornby-Dublo Trains from a 12-volt Accumulator having a minimum capacity of 20 ampere hours. When using an Accumulator a Transformer is not required.

HORNBY-DUBLO TRANSFORMER & CONTROLLER

Hornby-Dublo Transformer, output 12-volts 1 amp., for alternating current supplies of 210/250 volts, 50/100 cycles. This transformer can also be supplied for other voltages and frequencies. When ordering, state voltage and frequency of mains supply

40/-

Hornby-Dublo Controller

47/6

Fuse for Transformer (Tax free)

-/9

Connecting Wire, 5 yard length (tax free)

1/-

The following Train Sets and Locomotives are no longer being produced but dealers may still have small stocks available

HORNBY-DUBLO TRAIN SETS (Controllers included)

EDP1	Hornby-Dublo "Sir Nigel Gresley" Passenger Train Set, L.N.E.R.	175/-
EDP2	Hornby-Dublo "Duchess of Atholl" Passenger Train Set, L.M.S.	185/-
EDG7	Hornby-Dublo Tank Goods Train Set	152/6

HORNBY-DUBLO LOCOMOTIVES AND TENDERS

EDL1	Locomotive "Sir Nigel Gresley" L.N.E.R. without Tender	60/-
EDL2	Locomotive "Duchess of Atholl" L.M.S. without Tender	62/6
EDL7	Tank Locomotive L.M.S.	50/-
D1	Tender for EDL1 Locomotive	9/3
D2	Tender for EDL2 Locomotive	10/6



Hornby-Dublo Controller

Read the "M.M." for helps to better running on your Hornby-Dublo Railway

REALISTIC

HORNBY-DUBLO TRAINS

RELIABLE

HORNBY-DUBLO TRACK

EDB1	Straight Rail, 11½ in.	3/3
EDB1½	Straight Half Rail	2/4
EDB1¼	Straight Quarter Rail	2/-
EDBS	Straight Short Rail	1/9
EDBT1	Straight Terminal Rail	4/11
EDA1	Curved Rail	3/3
EDA1½	Curved Half Rail	2/4
EDA2	Curved Rail, large radius	3/3
ISPR	Isolating Switch Points, right-hand	10/-
ISPL	Isolating Switch Points, left-hand	10/-
EODPR	Electrically Operated Points, right-hand	20/6
EODPL	Electrically Operated Points, left-hand	20/6
IBR	Isolating Rail and Switch	6/-
UBR	Uncoupling Rail	5/3
*EUBR	Uncoupling Rail Electrically Operated	14/3
IT	Insulating Tabs	doz. -/6
DI	Switch (for elec. operated points and signals)	3/9
Railor		2/-
Switch Grouping Rods (long) pair		-/4
Switch Grouping Rods (short) pair		-/4

* available later



HORNBY-DUBLO RAILER

The Hornby-Dublo Railer is a grooved incline that fits over the rail heads of Hornby-Dublo track. Its purpose is to guide locomotives or rolling stock on to the rails easily and quickly.



UBR


UNCOUPLING RAIL
This is a Straight Half Rail with a movable ramp in the centre of the track. When the ramp is raised by the operating lever, it disengages the couplings of vehicles passing over it.

ROLLING STOCK

Corridor Coaches

D1	L.N.E.R. 3rd. Class	9/-
D11	B.R. 1st./3rd. (E.R.)	9/-
D11	B.R. Brake/3rd. (E.R.)	9/-
D12	B.R. 1st./3rd. (L.M.R.)	12/9
D12	B.R. Brake/3rd. (L.M.R.)	12/9

D1	Cattle Truck	4/11
D1	Coal Wagon	5/3
D2	Coal Wagon, high sided	5/6
D1	Fish Van	4/11
D1	Goods Van	4/11
D1	Goods Brake Van	6/9
D1	High Capacity Wagon	7/6
D2	High Sided Wagon	4/8
D1	Horse Box	4/11
D1	Meat Van	4/11
D1	Oil Tank Wagon	5/3
D1	Open Wagon	4/4
D1	Petrol Tank Wagon	5/3
D1	Bogie Bolster Wagon	7/6
D1	Low Sided Wagon	4/-
D1	Low Sided Wagon with 2 drums	4/11



Cattle Truck D1



Coal Wagon, high sided D2



Fish Van D1



Meat Van D1

STRONG


HORNBY-DUBLO ACCESSORIES

WELL
DESIGNEDSignal D1
Single
ArmSignal D2
Double
Arm

D1	Buffer Stop	2/1
D1	Footbridge	9/3
D1	Island Platform	17/6
D1	Signal Cabin	11/9
D1	Signal, Single Arm (home or distant)	2/1
ED1	Signal, Single Arm, Electrically Operated (home or distant)....	8/6
D2	Signal, Double Arm	2/8
ED2	Signal, Double Arm, Elec. Operated	13/3
D3	Junction Signal	3/9
ED3	Junction Signal Elec. Operated	14/3
D1	Through Station	36/6
D1	Water Crane	2/1
D1	Loading Gauge	2/4
	Station Names (Pkt. of 5 pairs)	-/2½
	Hornby-Dublo Spanner	-/1½
	Vial of Oil	-/7½ (tax free)
	Brush for Locos.	-/4½ (tax free)
	Brush Spring for Locos.	-/1 (tax free)

Signal
Cabin D1

Footbridge D1

Loading
Gauge D1Water
Crane D1


Miniature figures for gauge 00
railways are listed on page 15.



Island Platform D1



Through Station D1



Buffer Stop D1

Trade Mark **DINKY TOYS** Registered

No. 1 Station Staff, 0 Gauge



No. 12e Postman



No. 1003 Passengers, 00 Gauge

No.

- | | |
|-------------------------------------------------|------|
| 1 Station Staff 0 Gauge (Set of 5) | 4/1 |
| 2 Farmyard Animals (Set of 6) 5/10 | |
| 3 Passengers 0 Gauge (Set of 6) | 4/8 |
| 4 Engineering Staff 0 Gauge (Set of 5) | 4/1 |
| 5 Train and Hotel Staff 0 Gauge (Set of 5) | 4/1 |
| 6 Shepherd Set (Set of 6) | 3/9 |
| 12d Telegraph Messenger.... | -/8 |
| 12e Postman | -/8 |
| 13a Cook's Man | -/9 |
| 14a B.E.V. Electric Truck | 2/9 |
| 14c Coventry Climax Fork Lift Truck | 7/- |
| 23a Small Open Racing Car | 1/3 |
| 23e "Speed of the Wind" Record Car | 1/10 |
| 23f Alfa Romeo Racing Car | 2/11 |
| 23g Cooper-Bristol Racing Car | 2/8 |

No.

- | | |
|----------------------------------------|------|
| 23h Ferrari Racing Car | 2/11 |
| 23j H.W.M. Racing Car | 2/11 |
| 23s Streamlined Racing Car | 2/4 |
| 25g Trailer | 1/10 |
| 25h Streamlined Fire Engine | 2/6 |
| 25m Bedford End Tipper | 5/3 |
| 25p Aveling-Barford Diesel Roller | 3/9 |
| 25r Forward Control Lorry | 2/6 |
| 25v Refuse Wagon | 6/1 |
| 25w Bedford Truck | 3/9 |
| 25x Breakdown Lorry | 5/6 |
| 25y Universal Jeep | 3/6 |
| 27a Massey-Harris Tractor | 4/1 |
| 27ak Farm Tractor and Hay Rake | 8/2 |
| 27b Harvest Trailer | 3/5 |
| 27c Massey-Harris Manure Spreader | 4/2 |
| 27d Land-Rover | 4/1 |
| 27f Estate Car | 2/11 |
| 27g Motocart | 4/7 |

No.

- | | |
|-----------------------------------|------|
| 27h Disc Harrow | 2/4 |
| 27j Triple Gang Mower | 5/9 |
| 27k Hay Rake | 4/1 |
| 27m Land-Rover Trailer | 2/1 |
| 29c Double Deck Bus | 4/1 |
| 29f Observation Coach | 3/5 |
| 29g Luxury Coach | 3/1 |
| 29h Duple Roadmaster Coach | 3/10 |
| 30h Daimler Ambulance | 2/11 |
| 30j Austin Wagon.... | 2/6 |
| 30m Rear Tipping Wagon.... | 3/3 |
| 30n Farm Produce Wagon.... | 3/10 |
| 30p Tanker | 2/11 |
| 30r Fordson Thames Flat Truck.... | 2/6 |
| 30s Austin Covered Wagon | 3/- |
| 30v Electric Dairy Van | 3/6 |
| 30w Electric Articulated Lorry | 4/3 |
| 31 Trojan Van 15-cwt. | 2/4 |
| 34c Loud Speaker Van | 2/3 |



No. 25y Universal Jeep



No. 29h Duple Roadmaster Coach

No. 27ak
Farm Tractor and Hay Rake

Trade Mark

DINKY TOYS

Registered

THE FAVOURITE COLLECTING HOBBY



No. 40f Hillman Minx Saloon



No. 139b Hudson Commodore Sedan



No. 27f Estate Car

No.		
35b	Midget Racer	1/-
40a	Riley Saloon	2/4
40b	Triumph 1800 Saloon	2/4
40d	Austin Devon Saloon	2/4
40e	Standard Vanguard Saloon	2/4
40f	Hillman Minx Saloon	2/4
40g	Morris Oxford Saloon	2/4
40h	Austin Taxi	3/1
63b	Seaplane	1/6
70a	Avro York Air Liner	2/11
70b	Tempest II Fighter	-/8
70c	Viking Air Liner	1/10
70d	Twin-engined Fighter	-/7

No.		
70e	Meteor Twin Jet Fighter	-/8
70f	Shooting Star Jet Fighter	1/-
105a	Garden Roller	1/-
105b	Wheelbarrow	1/4
105c	4-wheel Hand Truck	2/2
105e	Grass Cutter	1/6
107a	Sack Truck	-/9
139a	Ford Fordor Sedan	2/4
139b	Hudson Commodore Sedan	2/11
140a	Austin Atlantic Convertible	2/11
140b	Rover 75 Saloon	2/8

No.		
1001	Station Staff OO Gauge (Set of 6)	2/11
1003	Passengers OO Gauge (Set of 6)	2/11

DINKY TOYS TYRES

Spare tyres for Dinky Toys can be bought separately

No.	6676 Tyre $\frac{11}{16}$ " diam.	doz.	1/-
No.	7067 " $\frac{11}{16}$ " " "	"	1/-
No.	10253 " $\frac{11}{16}$ " " "	"	1/3
No.	7383 Rubber wheel $\frac{11}{16}$ " diam.	"	1/-
No.	10118 Rubber wheel $\frac{7}{16}$ " diam.	"	1/-



No. 23f Alfa Romeo Racing Car

DINKY TOYS GIFT SETS

Each set comprises a selection of Dinky Toys in an attractive box

No. 1	Farm Gear (five models)	18/6
No. 2	Commercial Vehicles (five models)	19/3
No. 3	Passenger Cars (six models)	16/3




No. 27a Massey-Harris Tractor

New Dinky Toys are described and pictured in the "Meccano Magazine"

Trade Mark **DINKY TOYS** Registered
THE FAVOURITE COLLECTING HOBBY



No. 533 Leyland Cement Wagon



No. 752 Goods Yard Crane

No.					
501	Foden Diesel 8-wheel Wagon	8/3	
502	Foden Flat Truck	7/6	
503	Foden Flat Truck, with Tailboard	7/6	
504	Foden 14-ton Tanker	9/-	
505	Foden Flat Truck, with Chains	9/3	
511	Guy 4-ton Lorry	5/6	
512	Guy Flat Truck	5/-	
513	Guy Flat Truck, with Tailboard	5/-	
514	Guy Van	7/-	
521	Articulated Lorry	6/-	
522	Big Bedford Lorry	5/6	
531	Leyland "Comet" Lorry	5/3	
532	Comet Wagon, with hinged Tailboard	6/6	

No.					
533	Leyland Cement Wagon	5/9	
551	Trailer	3/4	
555	Fire Engine with Extending Ladder	7/11	
561	Blaw Knox Bulldozer	12/6	
562	Dumper Truck	7/-	
563	Heavy Tractor	7/11	
564	Elevator Loader	19/3	
571	Coles Mobile Crane	9/11	
581	Horse Box	15/-	
582	Pullmore Car Transporter	15/9	
591	A.E.C. Tanker	7/3	
751	Lawn Mower	5/3	
752	Goods Yard Crane	13/-	