

MECCANO

Toys of Quality

1st OCT. 1953



J. & W. COLTART, 9a Duke Street, Leith

PRICE
2d

PRICES INCLUDE PURCHASE TAX


meccanoindex.co.uk

MECCANO

BUILDS HUNDREDS OF WORKING MODELS

One of the great joys of building with Meccano is the way fascinating working models grow piece by piece, like real engineering jobs. When one fine working model is finished it can be dismantled and the same parts can be used to make another, even better! A small Outfit soon grows if spare parts and Accessory Outfits are added. The excitement of Meccano lasts a lifetime. There is nothing more thrilling after building a Meccano model than to move a control lever and set it working — the real thing come to life. Meccano Motors, which are precision-made, smooth in operation and ideal for working Meccano models, are detailed on page 4.

Meccano Parts can be bought separately.
Ask your Dealer for an illustrated price list.



Model of a
Block-setting
Crane built with
Meccano Outfit
No. 3

MECCANO COMPLETE OUTFITS

Meccano Outfit No. 0	... each	8/3
Meccano Outfit No. 1	... "	12/9
Meccano Outfit No. 2	... "	17/-
Meccano Outfit No. 3	... "	24/6
Meccano Outfit No. 4	... "	35/-
Meccano Outfit No. 5	... "	47/6

Meccano Outfit No. 6	... each	60/-
Meccano Outfit No. 7	... "	88/6
Meccano Outfit No. 8	... "	153/-
Meccano Outfit No. 9	... "	241/6
Meccano Outfit No. 10	... "	645/-

Meccano
Outfit
No. 4



MECCANO

BOYHOOD'S BEST DAYS — BUILDING WITH MECCANO



Meccano
Accessory Outfit
No. 1a

MECCANO ACCESSORY OUTFITS

Each Meccano complete Outfit can be converted into the one next larger by the addition of the appropriate Accessory Outfit. No matter with which Outfit a boy begins, he can build it up by degrees until he has all the parts contained in the largest Outfit.

No. 0a converts	No. 0 into	No. 1	4/9	No. 5a converts	No. 5 into	No. 6	12/6
1a	1	2	5/6	6a	6	7	28/9
2a	2	3	10/-	7a	7	8	64/6
3a	3	4	13/-	8a	8	9	62/6
4a	4	5	15/9	9a	9	10	320/-

Meccano Parts can be bought separately.
Ask your Dealer for an illustrated price list.

BOOKS OF INSTRUCTIONS

(Tax free)

No.		No.		No.	
0	Meccano	6d.		0a	Meccano
1	"	1/-		1a	"
2	"	1/3		2a	"
3	"	1/6		3a	"
4	"	2/-		4a	"
5	"	2/3		5a	"
6	"	3/-		6a	"
7/8	"	5/-		Gears 'A'	1/-
9	"	8/-			
10	"	10/-			



Meccano
Accessory Outfit
No. 3a

Increase the fun of model-building by reading the 'Meccano Magazine'

MECCANO

Meccano Gears Outfit 'A' ... 10/9

Specially designed for owners of the smaller Meccano Outfits which do not include Gears.

MECCANO MOTORS AND TRANSFORMERS

Clockwork Magic Motor. This non-reversing motor is specially intended for driving small models ... 6/3

Clockwork Motor No. 1. A strongly-built long-running motor fitted with reversing mechanism ... 15/6

No. E020 Electric Motor 20-volt. A sturdy non-reversing power unit of the all-enclosed type ... 19/3

No. E20R Electric Motor 20-volt. A powerful motor fitted with reversing mechanism... 29/9

No. T20M Transformer. 210/250-volts. A.C. (Output 20 VA at 20 volts), for use with 20-volt Electric Motors. Other mains voltages to special order 40/9


Brush for E020 and E20R Motors (Tax Free) 3/d.

Brush Spring for E20R Motor " ... 1/d.


Brush Spring for E020 Motor " ... 1/d.

Meccano Parts can be bought separately.
Ask your Dealer for an illustrated price list.

Meccano Gears
Outfit 'A'



Clockwork Magic Motor



No. 1 Clockwork Motor



E020 Electric Motor



E20R Electric Motor

DINKY BUILDER


THE SIMPLE BUILDING TOY

Simplicity is the keynote of this fascinating building system. With Dinky Builder rods and hinged plates, the younger children can build all kinds of models with the greatest ease — Lorries, Furniture, Buildings, Wheel Toys, Windmills and scores of others.

The parts are enamelled in blue and yellow and can be used over and over again. Nuts and bolts are not used in this system.

A Dinky Builder Outfit No. 1 can be converted into a Dinky Builder Outfit No. 2, by the addition of an Accessory Outfit No. 1a.

Dinky Builder Outfit No. 1	11/6
Dinky Builder Outfit No. 2	21/6
Dinky Builder Accessory Outfit No. 1a	11/6



One of the many fine models that can be built with Dinky Builder Outfit No. 2.

Dinky Builder Outfit No. 1



DINKY BUILDER PARTS

Part No.		Part No.	
501 Large Square (yellow or blue) ...	5½d.	526 Wheel ...	7d.
502 Large Square with windows (yellow) ...	7d.	536 Rod, 1" ...	1½d.
506 Small Square (yellow or blue) ...	3d.	539 Rod, 2" ...	1½d.
511 Oblong (yellow or blue) ...	3d.	542 Rod, 3½" ...	1½d.
512 Oblong with door and window (yellow) ...	5½d.	545 Rod, 4½" ...	1½d.
516 Large Triangle (yellow) ...	5½d.	551 Hank of Cord ...	2d.
521 Small Triangle (yellow or blue) ...	3d.	553 Dismantling Tool ...	3d.
		Book of Instructions ...	9d.

GAUGE O
1½ in. (32 mm.)


HORNBY CLOCKWORK TRAINS

GAUGE O
1½ in. (32 mm.)


Every boy dreams of running his own railway — a dream that is realised with Hornby Trains. Hornby locomotives are long-running and strong-pulling and there is a variety of rolling stock and accessories to build up an exciting model railway that will provide fun for years. Hornby Trains are tested and guaranteed. Each set is complete with rails and attractively boxed.



HORNBY MO GOODS TRAIN SET.— MO Locomotive (non-reversing) and MO Tender, two Wagons and 9in. radius Rails requiring a space 2ft. 10in. by 2ft. ... 22/-



HORNBY MO PASSENGER TRAIN SET.— MO Locomotive (non-reversing) and MO Tender, two Pullman Coaches and 9in. radius Rails requiring a space 2ft. 10in. by 2ft. ... 22/-
MO Train Sets have 9in. radius curved rails. These cannot be used in the same layout with 1ft. or 2ft. radius curves.




HORNBY MI GOODS TRAIN SET.— MI Locomotive (reversing) and MI Tender, two Goods Wagons and 1ft. radius Rails requiring a space 3ft. 3in. by 2ft. 6in. ... 32/-

GAUGE O
1½ in. (32 mm.)

HORNBY CLOCKWORK TRAINS


GAUGE O
1½ in. (32 mm.)



HORNBY M1 PASSENGER TRAIN SET.—M1 Locomotive (reversing) and M1 Tender, two Pullman Coaches and 1ft. radius Rails requiring a space 3ft. 3in. by 2ft. 6in. ... 32/-



HORNBY No. 101 TANK PASSENGER TRAIN SET.—No. 101 Tank Locomotive (reversing), two Coaches, Passenger Brake Van and 2ft. radius Rails requiring a space 5ft. 4ins. by 4ft. 6in. ... 51/-



HORNBY No. 201 TANK GOODS TRAIN SET.—No. 101 Tank Locomotive (reversing), one No. 1 Wagon, one Timber Wagon, one No. 1 Petrol Tank Wagon and 2ft. radius Rails requiring a space 5ft. 4in. by 4ft. 6in. ... 46/6

To get the maximum fun from the Hornby Train hobby, see the special articles in the 'Meccano Magazine'

GAUGE O
1½ in. (32 mm.)**HORNBY CLOCKWORK TRAINS**GAUGE O
1½ in. (32 mm.)

HORNBY No. 501 PASSENGER TRAIN SET.—No. 501 Locomotive (reversible from track), No. 501 Tender, two Coaches, Passenger Brake Van and 2ft. radius Rails requiring a space 5ft. 4in. by 4ft. 6in. 60/-



HORNBY No. 601 GOODS TRAIN SET.—No. 501 Locomotive (reversible from track), No. 501 Tender, Flat Truck, Open Wagon, Goods Brake Van and 2ft radius Rails requiring a space 5ft. 4in. by 4ft. 6in. 60/-

HORNBY LOCOMOTIVES

MO	Locomotive (non-reversing)	10/9
MI	Locomotive (reversing)	19/-
101	Tank Locomotive (reversing)	25/6
501	Locomotive (reversible from track)	31/-

HORNBY TENDERS

MO	Tender	1/9
MI	Tender	2/-
501	Tender	3/9

SUNDRIES

Wheels and Axles for Hornby Rolling Stock (2 wheels, 1 axle)	3d.
S Key (for MO Loco, Magic Motor)	7d.
H Key (for MI, 101/201, 501/601 Locos)	10d.
B Key (No. 1 Clockwork Motor)	10d.

Detachable lamps

Head Lamp for Locomotive	2d.
Tail Lamp for Locomotive or Brake Van	2d.
Side Lamp for Brake Van	2d.

GAUGE O
1½ in. (32 mm.)

meccanoindex.co.uk

HORNBY ACCESSORIES

GAUGE O
1½ in. (32 mm.)



Goods Platform No. 1



Island Platform




Buffer Stop No. 1



Signal Cabin No. 2



Turntable
No. 2



Platform Crane

Buffer Stop No. 1	...	2/7	Junction Signal No. 2	...	10/9
Footbridge No. 1	...	8/6	Station No. 3	...	13/9
Level Crossing No. 1	...	7/-	Station Hoarding	...	1/-
Platform Crane	...	6/6	Turntable No. 2	...	9/6
Platform, Goods No. 1	...	10/6	Water Tank No. 1	...	5/9
Platform, Island	...	11/6	Posters, pkt. of one doz.	...	6d.
Signal, Single Arm No. 2	...	5/-	Goods Yard Crane (Dinky Toys	...	12/-
Signal, Double Arm No. 2	...	6/6	No. 752)	...	
Signal Cabin No. 2	...	6/6			

Miniature figures for gauge O railways are listed on page 18



Level Crossing No. 1



Station Hoarding



Water Tank No. 1

The 'Meccano Magazine' shows the way to better railway layouts, and more realistic train running

GAUGE O
1½ in. (32 mm.)**HORNBY CLOCKWORK TRAINS**

HORNBY GAUGE 'O' TRACK

GAUGE O
1½ in. (32 mm.)

STRAIGHT RAILS

BM	Straight Rail (for MO Trains)	...	9½d.
BI	Straight Rail	...	10½d.
B½	Straight Half Rail	...	8d.
B¼	Straight Quarter Rail	...	7d.
BBR	Straight Brake and Reverse Rail	...	1/2
BBM	Straight Brake Rail (for MO Trains)	...	10d.
RCP	Rail Connecting Plates (packet of 6)	...	7d.
MCC	Connecting Clips for M Rails (pkt. of 6)	...	3d.

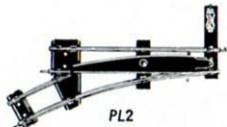
CURVED RAILS

M9	Curved Rail (for MO Trains, 9in. radius)	...	9½d.
A1	Curved Rail (1ft. radius)	...	10½d.
A1½	Curved Half Rail (1ft. radius)	...	8d.
A2	Curved Rail (2ft. radius)	...	10½d.
A2½	Curved Half Rail (2ft. radius)	...	8d.

MO Rails cannot be used with those of
1ft. or 2ft. radius.



CR2



PL2

POINTS

PR1	Right-hand Point (1ft. radius)	...	4/6
PL1	Left-hand Point (1ft. radius)	...	4/6
PR2	Right-hand Point (2ft. radius)	...	4/6
PL2	Left-hand Point (2ft. radius)	...	4/6
PCC	Points Connecting Clip	...	3½d.

CROSSINGS

CA1	Acute-angle Crossing (for 1ft. radius track)	...	4/8
CA2	Acute-angle Crossing (for 2ft. radius track)	...	3/9
CR1	Right-angle Crossing (for 1ft. radius track)	...	4/11
CR2	Right-angle Crossing (for 2ft. radius track)	...	4/-

1ft. radius Curves, Points and Crossings
cannot be used in the same layout with
those of 2ft. radius.

HORNBY MO ROLLING STOCK


MO Rolling Stock is suitable only for use with other MO components




MO Petrol Tank Wagon ... 2/-



MO Rotary Tipping Wagon 2/7



MO Coach ... 2/4



MO Crane Truck ... 2/7



MO Wagon ... 2/-




MO Side Tipping Wagon ... 2/4

GAUGE O
1½ in. (32 mm.)

HORNBY ROLLING STOCK

GAUGE O
1½ in. (32 mm.)



Cattle Truck No. 1 ... 5/6



Cement Wagon ... 4/8



Coach No. 1 (illustrated) 5/3
Passenger Brake Van 5/3



Crane Truck No. 1 ... 6/-



Flat Truck ... 3/9
Flat Truck (with drum) (illustrated) ... 5/-
Flat Truck (with container) 5/9



Goods Brake Van ... 7/-



Gas Cylinder Wagon 3/6



Refrigerator Van No. 1 5/6



Hopper Wagon ... 6/6



Lumber Wagon No. 1 3/6



Milk Traffic Van No. 1 6/6



Petrol Tank Wagon No. 1 4/4



Goods Van No. 1 ... 5/6



Rotary Tipping Wagon (illustrated) ... 4/8
Side Tipping Wagon ... 4/4



Timber Wagon No. 1 2/11



Wagon No. 1 (illustrated) 3/2
Wagon with sheet rail 3/2

The Hornby vehicles listed above have automatic couplings and are not designed for use with MO and MI Sets

GAUGE OO
1 in. (16.5 mm.)

HORNBY-DUBLO ELECTRIC TRAINS

12-VOLT

IN BRITISH RAILWAYS LIVERIES

Hornby-Dublo is the finest gauge 'OO' model railway system in the world, and has the special merit of needing only a small space for a comprehensive layout. These trains are 1/76th of the size of real trains, and are simple and safe to operate. The locomotives are fitted for remote control, all movements and speed regulation being governed by a single lever at the lineside. Each is designed to operate from A.C. main supply through a Hornby-Dublo Transformer and Controller or through a self-contained power control unit. Automatic couplings are fitted to the rolling stock and each set contains sufficient rails for an oval track measuring 4ft. by 3ft. Hornby-Dublo locomotives and rolling stock are now attractively finished in British Railways standard liveries.

Transformers and Controllers are NOT included in these Sets.



EDG17 Tank Goods Train Set, B.R.



EDG17 Hornby-Dublo Tank Goods Set, B.R., without Controller and Transformer 98/6

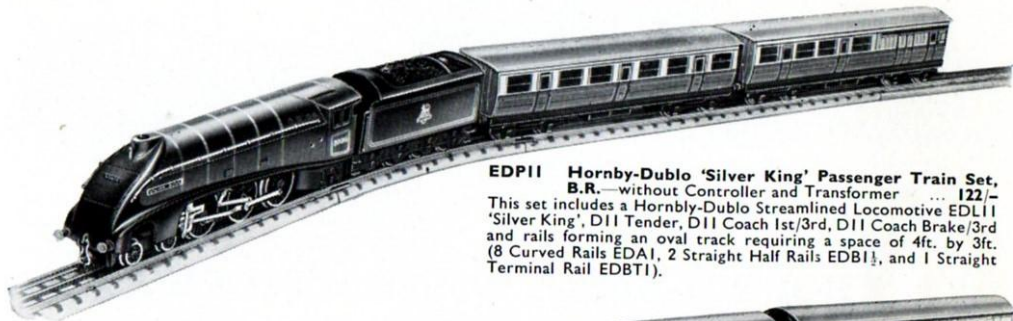
This set consists of a Hornby-Dublo Tank Locomotive EDL17, Goods Van, Oil Tank Wagon, Open Wagon, Goods Brake Van and rails forming an oval track requiring a space of 4ft. by 3ft. (8 Curved Rails EDA1, 2 Straight Half Rails EDB1½, and 1 Straight Terminal Rail EDBT1).

SIMPLE

HORNBY-DUBLO ELECTRIC TRAINS

A COMPLETE RAILWAY ON THE TABLE

SAFE



EDP11 Hornby-Dublo 'Silver King' Passenger Train Set, B.R.—without Controller and Transformer ... 122/-

This set includes a Hornby-Dublo Streamlined Locomotive EDL11 'Silver King', D11 Tender, D11 Coach 1st/3rd, D11 Coach Brake/3rd and rails forming an oval track requiring a space of 4ft. by 3ft. (8 Curved Rails EDA1, 2 Straight Half Rails EDB1½, and 1 Straight Terminal Rail EDBT1).




EDP12 Hornby-Dublo 'Duchess of Montrose' Passenger Train Set, B.R.—without Controller and Transformer ... 133/9

This set includes a Hornby-Dublo Locomotive EDL12 'Duchess of Montrose', D12 Tender, D12 Coach 1st/3rd, D12 Coach Brake/3rd and rails forming an oval track requiring a space of 4ft. by 3ft. (8 Curved Rails EDA1, 2 Straight Half Rails EDB1½, and 1 Straight Terminal Rail EDBT1).

SPECIAL NOTE.—Those who have Direct Current Mains supply or no current at all, can run their Hornby-Dublo Trains from a 12-volt Accumulator having a minimum capacity of 20 ampere hours. When using an Accumulator a Transformer is not required.

Read the 'M.M.' for helps to better running on your Hornby-Dublo Railway

HORNBY-DUBLO LOCOMOTIVES & TENDERS



EDL12 Locomotive
'Duchess of Montrose' B.R. and D12 Tender



EDL17 Tank Locomotive

- | | | | |
|---|-----|-----|------|
| EDL11 Locomotive 'Silver King' B.R., without Tender | ... | ... | 59/6 |
| EDL12 Locomotive 'Duchess of Montrose' B.R., without Tender | ... | ... | 62/3 |
| EDL17 Tank Locomotive B.R. | ... | ... | 47/6 |

- | | | |
|---|-----|------|
| D11 Tender B.R. (E.R.) for EDL11 Locomotive | ... | 8/9 |
| D12 Tender B.R. (L.M.R.) for EDL12 Locomotive | ... | 9/11 |

HORNBY-DUBLO ROLLING STOCK




D12 Coach Brake/3rd B.R. (L.M.R.) 12/9



D1 Open Wagon (illustrated) 4/4
D2 High-sided Wagon ... 4/8



D12 Coach 1st/3rd B.R. (L.M.R.) ... 12/9



D1 Goods Van 4/11



D11 Coach Brake/3rd B.R. (E.R.) 9/-



D1 Cattle Truck 4/11

GAUGE OO
1/60 in. (16.5 mm.)**HORNBY-DUBLO ROLLING STOCK**GAUGE OO
1/60 in. (16.5 mm.)


D2 Coal Wagon, high-sided
(illustrated) ... 5/6
D1 Coal Wagon ... 5/3



D1 Fish Van ... 4/11




D1 Petrol Tank Wagon 5/3




D1 Goods Brake Van B.R. (L.M.R.) 6/9



D11 Coach 1st/3rd B.R. (E.R.) 9/-



D1 High Capacity Wagon
7/6




D1 Horse Box 4/11



D1 Goods Brake Van B.R.
(E.R.) ... 6/9



D1 Bogie Bolster Wagon 7/6



D2 Mineral Wagon ... 4/11



D1 Low-sided Wagon with cable drums
(illustrated) ... 4/11
D1 Low-sided Wagon without drums 4/-



D1 Meat Van ... 4/11



D1 Oil Tank Wagon 5/3

STRONG**HORNBY-DUBLO ACCESSORIES****WELL
DESIGNED**

DI Loading Gauge DI Water Crane



DI Through Station



DI Signal Cabin



DI Footbridge

ED3 Junction Signal,
Electrically-
operatedD2 Signal, Double Arm,
Electrically-operated.

- | | | |
|--|-----|------|
| DI Buffer Stop | ... | 2/1 |
| DI Footbridge | ... | 9/3 |
| DI Island Platform | ... | 17/6 |
| DI Signal Cabin | ... | 11/9 |
| DI Signal, Single Arm | ... | 2/1 |
| ED1 Signal, Single Arm,
Electrically-operated,
(home or distant) | ... | 8/6 |
| D2 Signal, Double Arm | ... | 2/8 |
| ED2 Signal, Double Arm,
Electrically-operated | ... | 13/3 |
| D3 Junction Signal | ... | 3/9 |
| ED3 Junction Signal,
Electrically-operated | ... | 14/3 |

- | | | |
|--------------------|-----|------|
| DI Through Station | ... | 36/6 |
| DI Water Crane | ... | 2/1 |
| DI Loading Gauge | ... | 2/4 |

SUNDRIES

Station Names. To fit panels on
Through Station and Signal
Cabin (Pkt. of 5 pairs) 2½d.
Hornby-Dublo Spanner 1½d.
Vial of Oil (Tax Free) ... 7½d.
Brush for Locos (Tax Free) 4½d.
Brush Spring for Locos (Tax
Free) 1d.




DI Buffer Stop

Miniature figures for gauge OO railways are listed on page 19.



DI Island Platform

DI Signal, Single
Arm D2 Signal, Double
Arm

GAUGE OO
1 in. (16.5mm)**HORNBY-DUBLO ELECTRIC TRAINS**GAUGE OO
1 in. (16.5mm.)**HORNBY-DUBLO RAILER**


The Hornby-Dublo Railer is a grooved incline that fits over the rail heads of Hornby-Dublo track. Its purpose is to guide locomotives or rolling stock on to the rails easily and quickly.

UBR UNCOUPLING RAIL

This is a Straight Half Rail with a movable ramp in the centre of the track. When the ramp is raised by the operating-lever, it disengages the couplings of vehicles passing over it.



EDB1 1/2 Straight Half Rail



EDAI Curved Rail



ISPL Isolating Switch Point, Left-hand



IBR Isolating Rail

HORNBY-DUBLO TRACK

EDB1	Straight Rail, 11 1/2"	...	3/3
EDB1 1/2	Straight Half Rail	...	2/4
EDB1 1/4	Straight Quarter Rail	...	2/-
EDBS	Straight Short Rail	...	1/9
EDBT1	Straight Terminal Rail	...	4/11
EDAI	Curved Rail	...	3/3
EDAI 1/2	Curved Half Rail	...	2/4
EDA2	Curved Rail, large radius	...	3/3
ISPR	Isolating Switch Points, right-hand	...	10/-
ISPL	Isolating Switch Points, left-hand	...	10/-
ODPR	Electrically-operated Point, right-hand	...	20/6
ODPL	Electrically-operated Point, left-hand	...	20/6
IBR	Isolating Rail and Switch	...	6/-
UBR	Uncoupling Rail	...	5/3
EUBR	Uncoupling Rail, Electrically-operated	...	14/3
IT	Insulating Tabs	doz.	6d.
DI	Switch (for electrically-operated points and signals)	...	3/9
Railer	2/-
Switch Grouping Rods (long)	pair	...	4d.
Switch Grouping Rods (short)	pair	...	4d.

HORNBY-DUBLO TRANSFORMER AND CONTROLLER*Hornby-Dublo Controller*

Hornby-Dublo Transformer, output 12-volts 1 amp., for alternating current supplies of 210/250 volts, 50/100 cycles. This transformer can also be supplied for other voltages and frequencies. When ordering, state voltage and frequency of mains supply 40/-

Hornby-Dublo Controller 47/6

Fuse for Transformer (Tax Free) 9d.

Connecting Wire, 5-yard length (Tax Free) 1/-

Trade Mark

DINKY TOYS

Registered



No. 23g (Length 3½")



No. 23h (Length 4")



No. 23j (Length 3½")

These are striking models of up-to-date Formula 2 racing cars in international racing colours

No.			
1	Station Staff 'O' Gauge	(Set of 5)	4/1
2	Farmyard Animals	(Set of 6)	5/10
3	Passengers 'O' Gauge	(Set of 6)	4/8
4	Engineering Staff 'O' Gauge	(Set of 5)	4/1
5	Train and Hotel Staff 'O' Gauge	(Set of 5)	4/1
6	Shepherd Set	(Set of 6)	3/9
12d	Telegraph Messenger		8d.
12e	Postman		8d.
13a	Cook's Man		9d.
14a	B.E.V. Electric Truck		2/6
14c	Coventry Climax Fork Lift Truck		6/6
23a	Small Open Racing Car		1/3
23e	'Speed of the Wind' Record Car		1/10
23f	Alfa Romeo Racing Car		2/6
23g	Cooper-Bristol Racing Car		2/6
23h	Ferrari Racing Car		2/6
23j	H.W.M. Racing Car		2/6
23k	Talbot-Lago Racing Car		2/6

No.			
23n	Maserati Racing Car		2/6
23s	Streamlined Racing Car		2/1
25g	Trailer		1/9
25h	Streamlined Fire Engine		2/6
25m	Bedford End Tipper		4/11
25p	Aveling-Barford Diesel Roller		3/9
25r	Forward Control Lorry		2/4
25v	Refuse Wagon		5/6
25w	Bedford Truck		3/6
25x	Breakdown Lorry		4/11
25y	Universal Jeep		3/3
27a	Massey-Harris Tractor		3/9
27ak	Farm Tractor and Hay Rake		7/6
27b	Harvest Trailer		3/5
27c	Massey-Harris Manure Spreader		3/9
27d	Land-Rover		3/9
27f	Estate Car		2/8
27g	Motocart		4/3
27h	Disc Harrow		2/1
27j	Triple Gang Mower		5/3

No.			
27k	Hay Rake		3/9
27m	Land-Rover Trailer		1/9
27n	Field Marshall Tractor		*
29c	Double Deck Bus		3/9
29f	Observation Coach		3/1
29g	Luxury Coach		2/11
29h	Duple Roadmaster Coach		3/6
30h	Daimler Ambulance		2/8
30j	Austin Wagon		2/6
30m	Rear Tipping Wagon		2/11
30n	Farm Produce Wagon		3/6
30p	Tanker 'Mobilgas'		2/8
30pa	Tanker 'Castrol'		2/8
30pb	Tanker 'Esso'		2/8
30r	Fordson 'Thames' Flat Truck		2/4
30s	Austin Covered Wagon		3/-
30v	Electric Dairy Van		3/3
30w	Electric Articulated Lorry		3/11
31a	Trojan 15-cwt. Van 'Esso'		2/2
31b	Trojan 15-cwt. Van 'Dunlop'		2/2

* Ask your dealer for particulars



No. 27ak (Length 6")

No. 30w (Length 5½")
The trailer is detachable.

No. 30h (Length 3½")

Trade Mark

DINKY TOYS Registered

No. 40j (Length 3½")



No. 40b (Length 3½")



No. 40e (Length 3½")

No.		
31c	Trojan 15-cwt. Van 'Chivers' ...	2/2
31d	Trojan 15-cwt. Van 'Oxo' ...	2/2
33w	Mechanical Horse & Open Wagon	2/10
34c	Loudspeaker Van ...	2/1
35b	Racer ...	1/1d.
40a	Riley Saloon ...	2/2
40b	Triumph 1800 Saloon ...	2/2
40d	Austin Devon Saloon ...	2/2
40e	Standard Vanguard Saloon ...	2/2
40f	Hillman Minx Saloon ...	2/2
40g	Morris Oxford Saloon ...	2/2
40h	Austin Taxi ...	2/11
40j	Austin Somerset Saloon ...	2/2
63b	Seaplane ...	1/5

No.		
70a	Avro York Air Liner ...	2/7
70b	Tempest II Fighter ...	8d.
70c	'Viking' Air Liner ...	1/9
70d	Twin-engined Fighter ...	7d.
70e	Meteor Twin Jet Fighter ...	8d.
70f	Shooting Star Jet Fighter ...	11d.
105a	Garden Roller ...	11d.
105b	Wheelbarrow ...	1/3
105c	4-wheel Hand Truck ...	2/-
105e	Grass Cutter ...	1/4
107a	Sack Truck ...	8d.
139a	Ford Fordor Sedan ...	2/2
139b	Hudson Commodore Sedan ...	2/8
139c	Studebaker Land Cruiser ...	*

* Ask your Dealer for particulars

No.		
140a	Austin Atlantic Convertible	2/8
140b	Rover 75 Saloon ...	2/5
771	International Road Signs ...	3/9
1001	Station Staff OO Gauge (Set of 6)	2/7
1003	Passengers OO Gauge (Set of 6)	2/7

TYRES FOR DINKY TOYS

6676	Tyre, 1 1/8" diam....	(12)	1/-
7067	Tyre, 1 3/8" diam. ...	(12)	1/-
10253	Tyre, 1 1/2" diam....	(12)	1/3
7383	Rubber Wheel, 1 3/8" diam	(12)	1/-
10118	Rubber Wheel, 1 1/8" diam.	(12)	1/-

DINKY TOYS GIFT SETS

Each set comprises a selection of Dinky Toys in an attractive box.

No. 1	Farm Gear (five models) ...	17/3
No. 2	Commercial Vehicles (five models) ...	17/9
No. 3	Passenger Cars (six models) ...	15/-
No. 4	Racing Cars (five models) ...	12/6



No. 70c (Wing Span 5½")




No. 70f (Wing Span 2½")

Trade Mark **DINKY TOYS** RegisteredNo. 504 (Length 7 $\frac{1}{8}$ ")

501	Foden Diesel 8-wheel Wagon ...	7/6
502	Foden Flat Truck ...	7/-
503	Foden Flat Truck with Tailboard ...	7/-
504	Foden 14-ton Tanker ...	8/3
505	Foden Flat Truck with Chains ...	8/6
511	Guy 4-ton Lorry ...	5/-
512	Guy Flat Truck ...	4/6
513	Guy Flat Truck with Tailboard ...	4/6
514	Guy Van ...	6/6
521	Articulated Lorry ...	5/6
522	Big Bedford Lorry ...	5/-
531	Leyland 'Comet' Lorry ...	4/9
532	'Comet' Wagon with hinged Tailboard ...	6/-
533	Leyland Cement Wagon ...	5/3
551	Trailer ...	2/11
555	Fire Engine with Extending Ladder ...	7/3

No. 533 (Length 5 $\frac{1}{2}$ ")No. 555 (Length 5 $\frac{1}{8}$ ")
The ladder turns and extends

No.				
561	Blaw Knox Bulldozer	11/6
562	Dumper Truck	6/6
563	Heavy Tractor	7/3
564	Elevator Loader	17/6
571	Coles Mobile Crane	9/-
581	Horse Box	13/9
582	Pullmore Car Transporter	14/6
591	A.E.C. Tanker	6/9
751	Lawn Mower	4/9
752	Goods Yard Crane	12/-

No. 581 (Length 6 $\frac{3}{8}$ ")
Hinged ramps are fitted at rear
and one side.