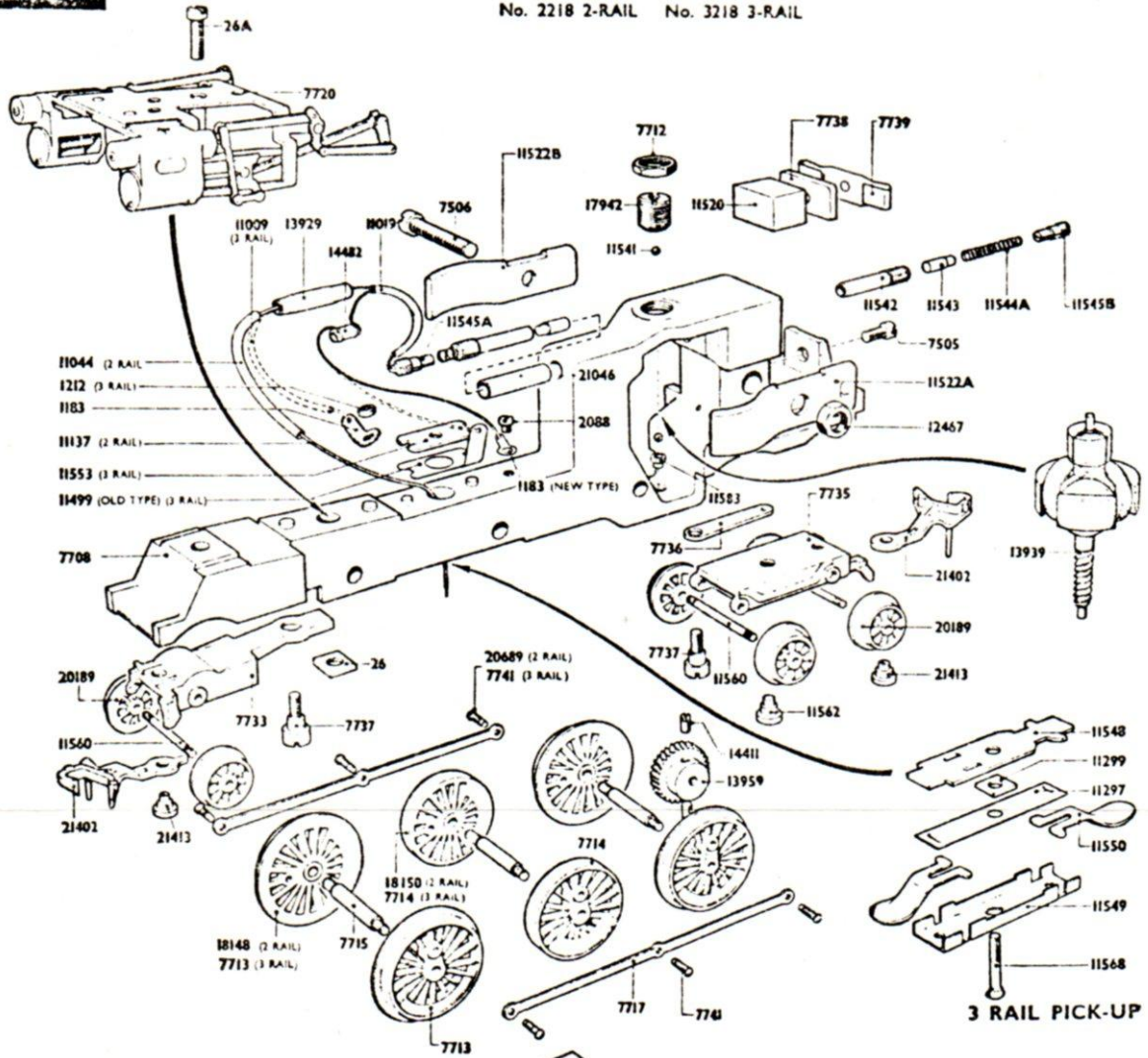




2-6-4 TANK LOCOMOTIVE 2-RAIL AND 3-RAIL

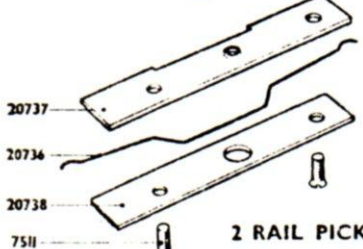
No. 2218 2-RAIL No. 3218 3-RAIL



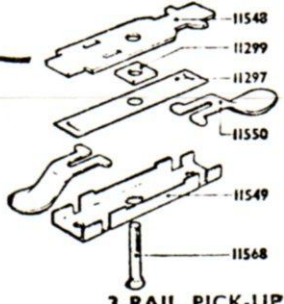
- 7708 Frame
- 11583 Bottom bearing
- 11541 Ball bearing
- 17942 Adjustable bearing assembly
- 7712 Lock nut
- 13939 Armature shaft assembly
- 11520 Magnet block
- 7738 " shunt plate
- 7739 Spring for shunt plate
- 7505 Screw (shunt plate, etc.)
- 11522A Pole piece (L.H.)
- 11522B Pole piece (R.H.)
- 7506 2 B.A. screw
- 12467 Nut
- 11542 Brush holder
- 21046 Insulating sleeve
- 11543 Brush
- 11544A Brush spring
- 7717 Coupling rod
- 7741 Coupling rod pin
- 13959 Worm wheel
- 14411 Grub screw
- 2088 Screw (NEW TYPE)

- 26A Screw
- 26 Nut
- 7713 Wheel with flange
- 7714 Wheel without flange
- 7715 Axle
- 7720 Valve gear assembly
- 7733 Frame
- 11560 Ax'e Pony truck assembly
- 20189 Wheel Job No. 7732
- 21413 Coupling
- 21413 Rivet
- 7737 Screw
- 7735 Frame Assembly 17670
- 11562 Stud
- 7736 Bracket
- 11560 Axle Rear bogie assembly Job No. 7734
- 21402 Coupling
- 21413 Rivet
- 20189 Wheel

- 11545B Plug for brush holder (without boss)
- 11137 Connecting wire
- 20689 Coupling rod pin (insulated wheels)
- 18148 Wheel with flange (insulated)
- 18150 Wheel without flange (insulated)
- 20736 Wire collector
- 20737 Base for collector
- 20738 Cover for collector
- 7511 Screw for collector
- 11044 P.V.C. sleeve
- 11545A Plug for brush holder (with boss)
- 14482 Condenser
- 13929 Choke
- 11019 P.V.C. sleeve
- 1183 Soldering tag (NEW TYPE)
- 11009 P.V.C. sleeve
- 11499 Earthing plate (OLD TYPE)
- 1212 Nut
- 11547 Collector shoe holder
- 11548 Insulator for collector shoe holder
- 11550 Collector shoe
- 11297 Collector shoe spring
- 11299 Distance piece
- 11568 Special screw
- 11553 Insulator



2 RAIL PICK-UP



3 RAIL PICK-UP