



These Models can be made with MECCANO Outfit No. 00.

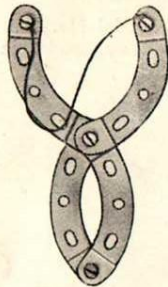
Model No. 00.311  
Arm Chair



Model No. 00.317  
Dog




Model No. 00.312  
Catapult




Model No. 00.313  
Stool




Model No. 00.318  
Tricycle



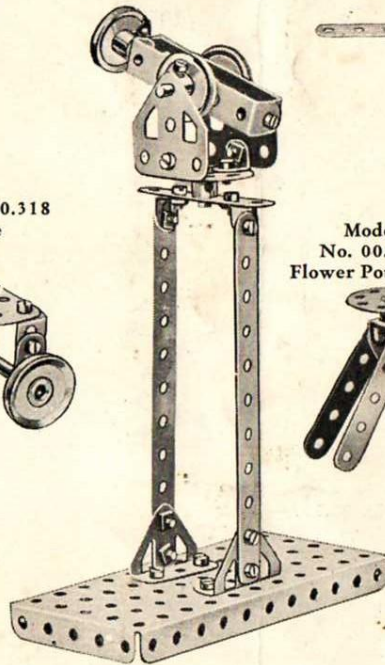
Model No. 00.322  
Pullman Car



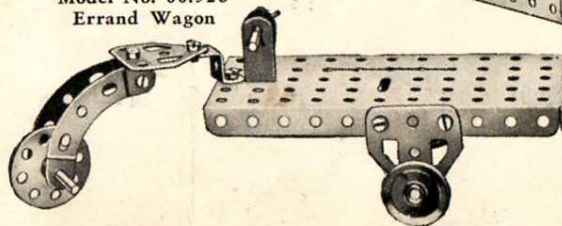
Model No. 00.325  
Meccano Boy




Model No. 00.314  
Searchlight



Model No. 00.326  
Errand Wagon



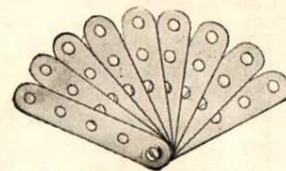
Model No. 00.315  
Propeller




Model  
No. 00.319  
Flower Pot Stand



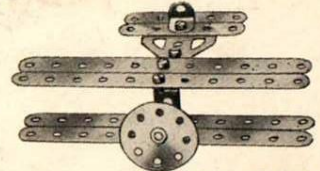
Model No. 00.320  
Fan



Model No. 00.323  
Church




Model No. 00.316—Aeroplane



Model No. 00.321  
Cannon

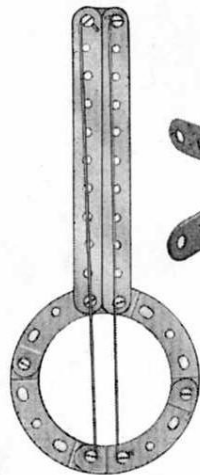


Model No. 00.324  
Frame Aerial

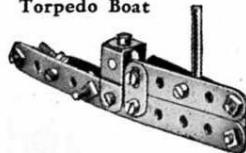


These Models can be made with MECCANO Outfit No. 00.


Model No. 00.327  
Banjo




Model No. 00.328  
Torpedo Boat



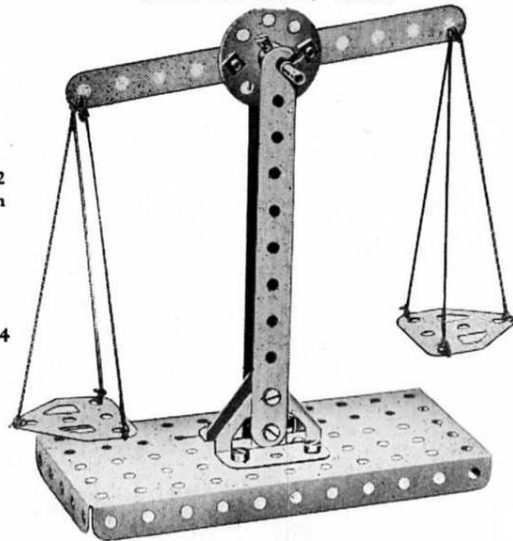
Model No. 00.332  
3 Way Road Sign




Model No. 00.334  
Boxer



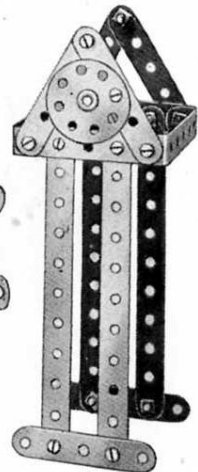
Model No. 00.329—Scales



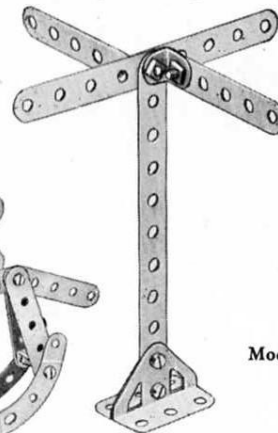
Model No. 00.330—Airship




Model No. 00.331  
Grandfather's  
Clock




Model No. 00.333  
4 Way Road Sign



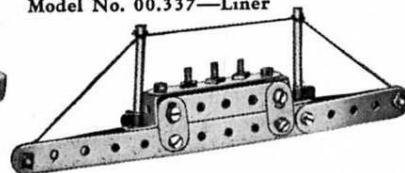
Model No.  
00.335  
Rocking  
Horse



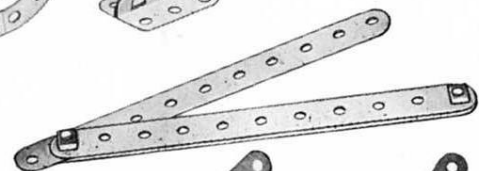
Model No. 00.336  
Motor Boat



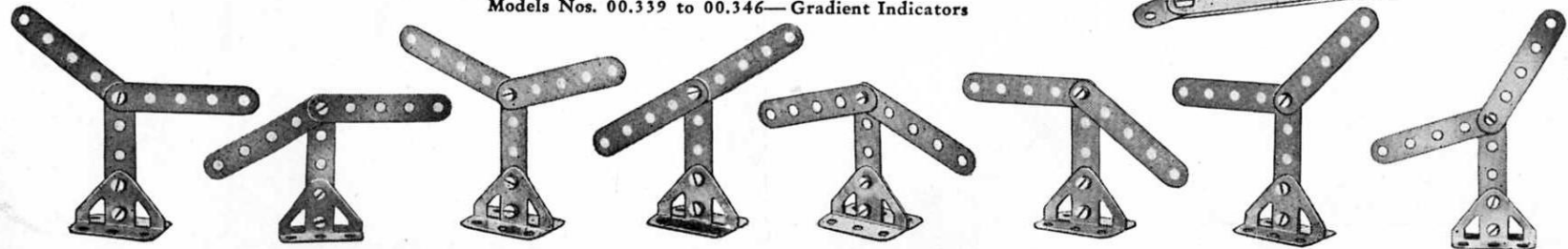
Model No. 00.337—Liner



Model No. 00.338  
Razor




Models Nos. 00.339 to 00.346—Gradient Indicators




These Models can be made with MECCANO Outfit No. 00.

## Types of Wireless Aerials

Model No. 00.347  
Single Wire T Aerial




Model No. 00.348  
Single Wire L Aerial



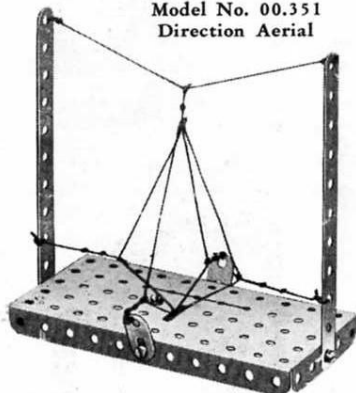
Model No. 00.349  
Double Wire T Aerial



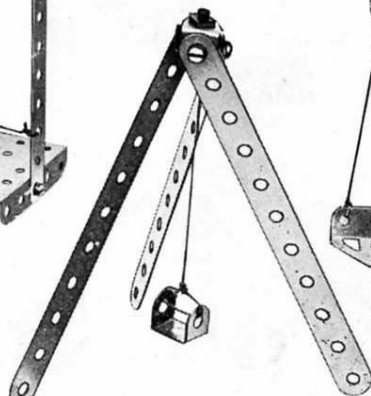
Model No. 00.350—Double Wire  
L Aerial




Model No. 00.351  
Direction Aerial




Model No. 00.352  
Tripod




Model No. 00.353  
Hanging Scales




Model No. 00.354  
Camera




Model No. 00.355  
Gage Aerial




Model No. 00.356  
Bicycle



Model No. 00.357  
Timber Truck




Model No. 00.358  
Motor Cycle and  
Side Car






These Models can be made with MECCANO Outfit No. 00.

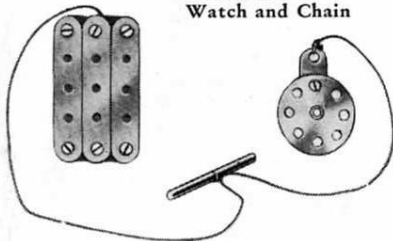
Model No. 00.359  
Roundabout



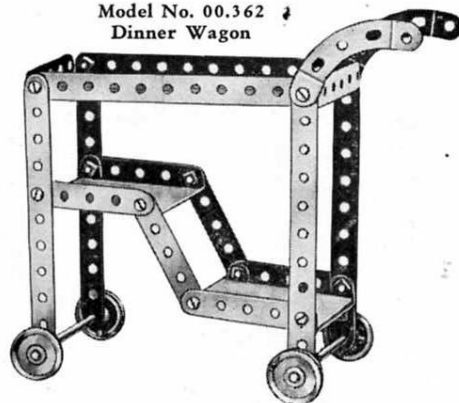
Model No. 00.360  
Ostrich




Model No. 00.361  
Watch and Chain



Model No. 00.362  
Dinner Wagon



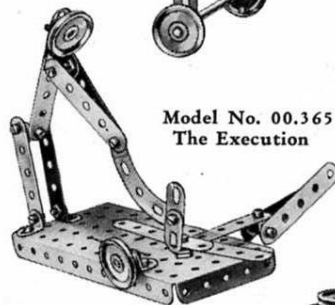
Model No. 00.363—Gymnast



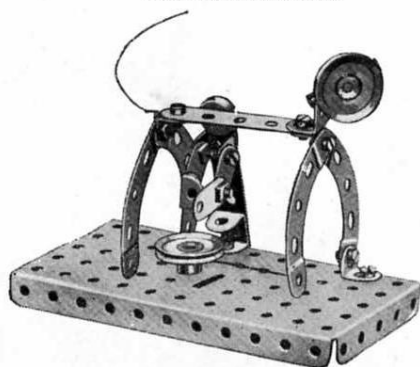
Model  
No. 00.364  
Clock




Model No. 00.365  
The Execution




Model No. 00.366  
Cow and Milk Man



Model No. 00.369  
Organ



Model No. 00.367—Cot




Model No. 00.368  
Sign Board




These Models can be made with MECCANO Outfit No. 00.

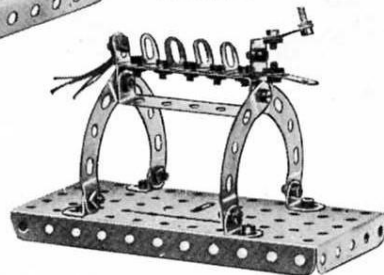
Model No. 00.370—Drinking Trough



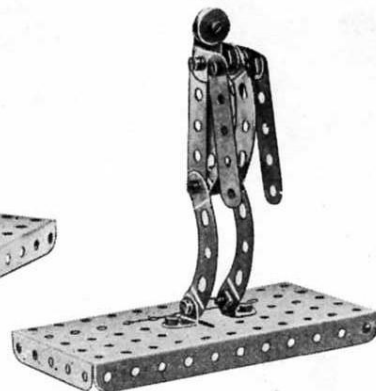
Model No. 00.372  
Table



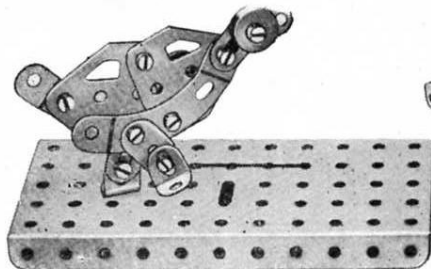
Model No. 00.373  
Prehistoric  
Armadillo




Model No. 00.374  
Ape




Model No. 00.375—Duck




Model No. 00.371  
Strong Man




Model No. 00.376  
Milk Maid




Model No. 00.378  
Motor Car




Model No. 00.379  
Anti-Aircraft  
Gun



Model No. 00.377—A Chase

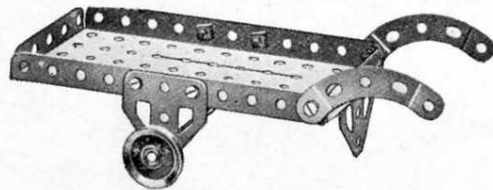


Model No. 00.380  
Catapult

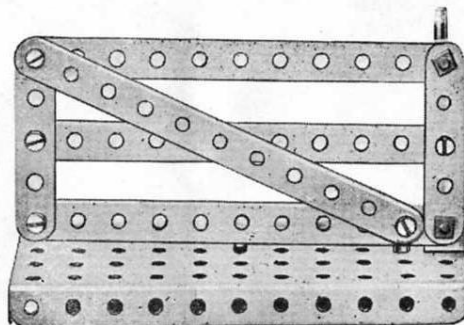


These Models can be made with MECCANO Outfit No. 00.

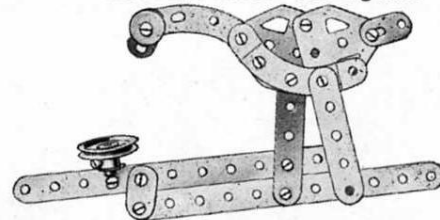
Model No. 00.381—Hand Truck




Model No. 00.382—Gate



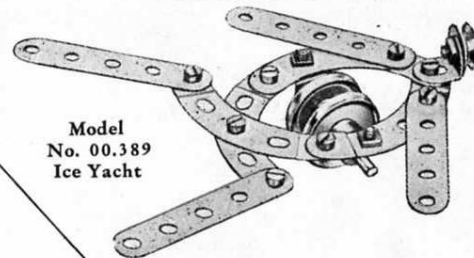
Model No. 00.383—Pecking Hen



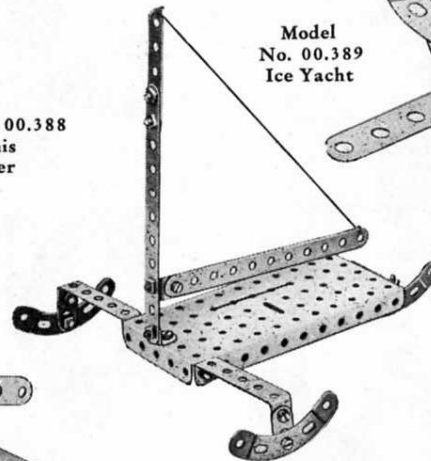
Model No. 00.384—Horseman's Fall




Model No. 00.385—Frog



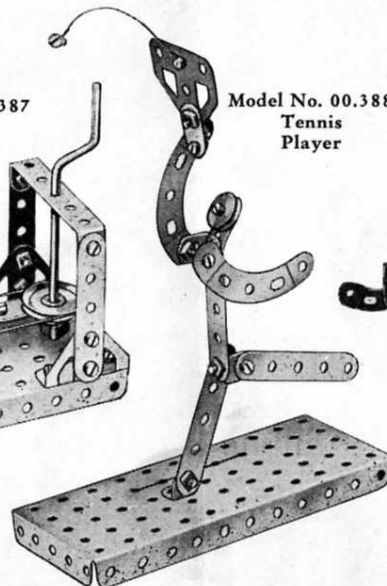
Model  
No. 00.389  
Ice Yacht




Model No. 00.387  
Governor




Model No. 00.388  
Tennis  
Player



Model No. 00.386  
Circular Saw




Model No. 00.390  
Gallows

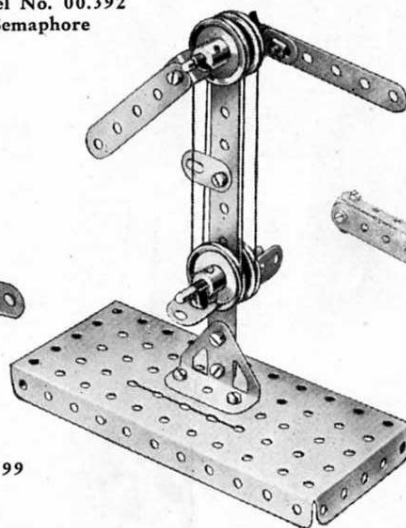


These Models can be made with MECCANO Outfit No. 00.


Model No. 00.391 Battleship




Model No. 00.392 Semaphore



Model No. 00.393 Light Cruiser




Model No. 00.396 Big Gun



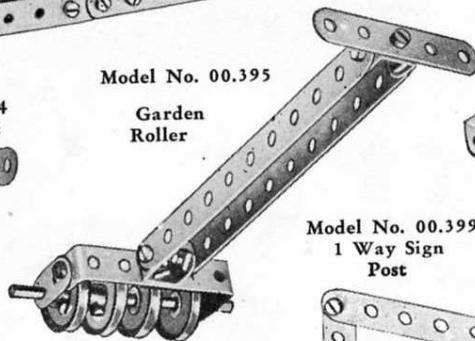
Model No. 00.397 Street Lamp



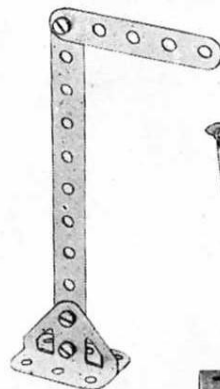
Model No. 00.394 2 Way Sign Post




Model No. 00.395 Garden Roller



Model No. 00.399 1 Way Sign Post




Model No. 00.400 Fly Boats



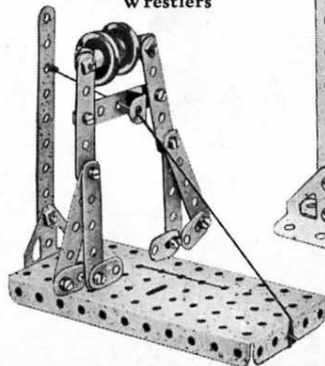
Model No. 00.401 Loud Speaker



Model No. 00.402 Yacht




Model No. 00.398 Wrestlers






These Models can be made with MECCANO Outfit No. 00.

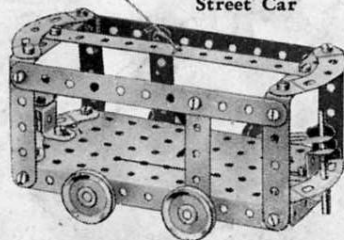
Model No. 00.403  
Road Sign



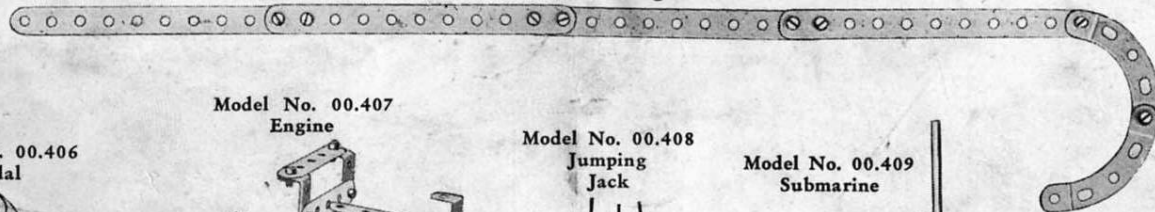
Model No. 00.406  
Medal




Model No. 00.413  
Street Car




Model No. 00.404—Walking Stick



Model No. 00.407  
Engine



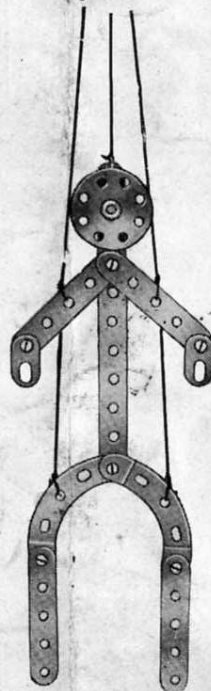
Model No. 00.411—Pliers



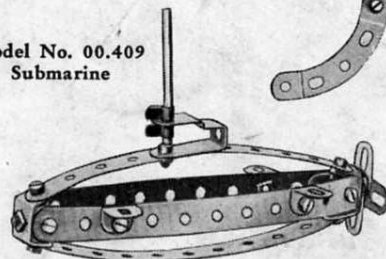
Model No. 00.414  
Violin



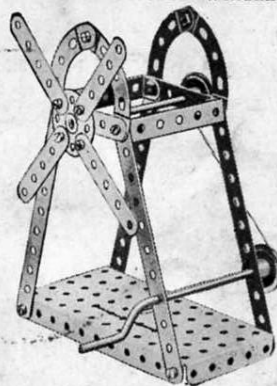
Model No. 00.408  
Jumping Jack




Model No. 00.409  
Submarine



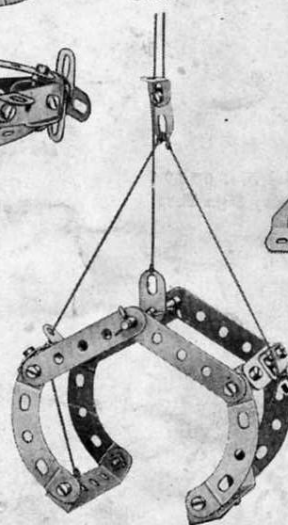
Model No. 00.412—Windmill



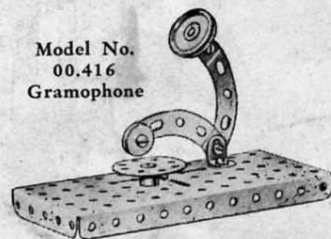
Model No. 00.415—Pistol




Model No. 00.410  
Crane Grab



Model No. 00.416  
Gramophone




Model No. 00.405  
Road Sign






These Models can be made with MECCANO Outfit No. 00.


Model No. 00.417—Field Roller




Model No. 00.419—Cattle Truck



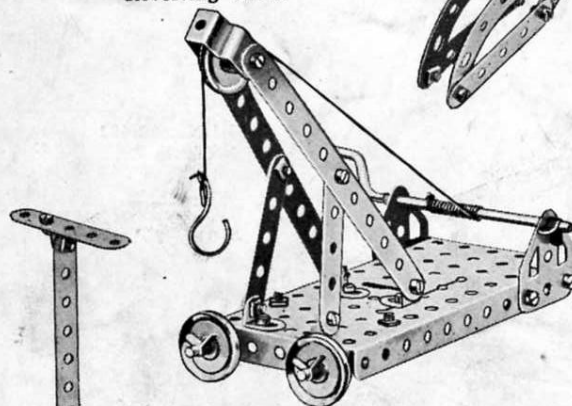
Model No. 00.420—Swing




Model No. 00.418  
Cross-Bow




Model No. 00.421  
Revolving Crane




Model No. 00.422  
Bacon Slicing Machine



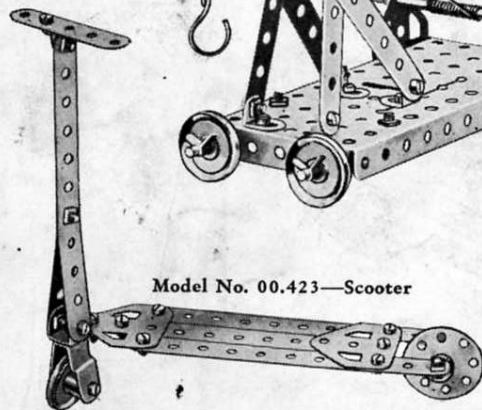
Model No. 00.424—Crocodile



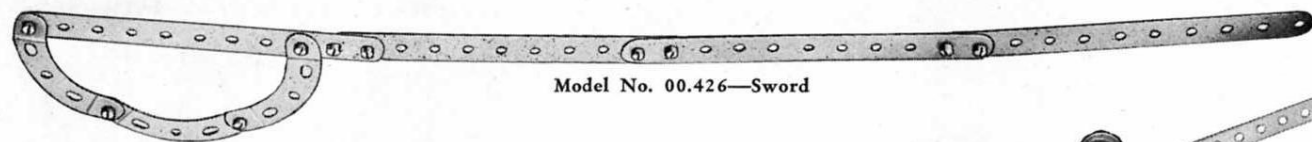
Model No. 00.425  
Field Gun and Carriage




Model No. 00.423—Scooter




These Models can be made with MECCANO Outfit No. 00.



Model No. 00.426—Sword




Model No. 00.427  
Break-Down  
Crane

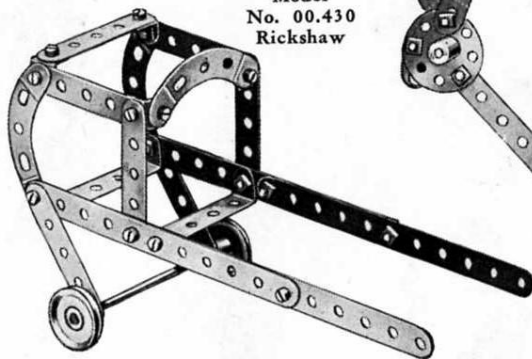


Model No. 00.428  
Mono Rail

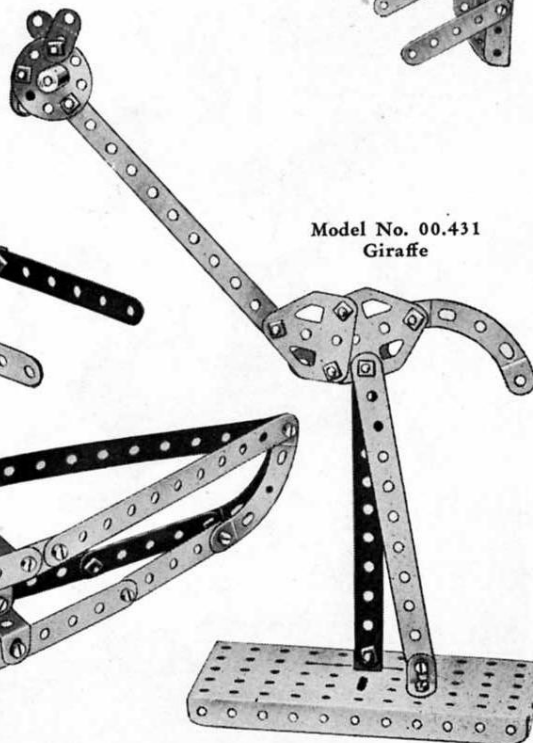
Model No. 00.429  
Grain Elevator




Model  
No. 00.430  
Rickshaw



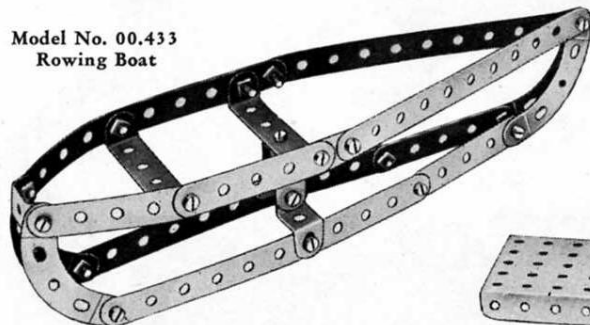
Model No. 00.431  
Giraffe



Model No. 00.432  
Hurdler

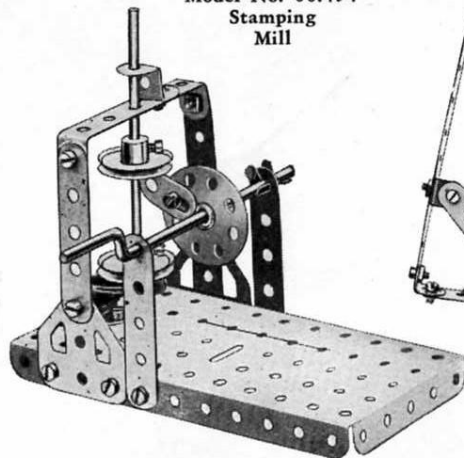


Model No. 00.433  
Rowing Boat

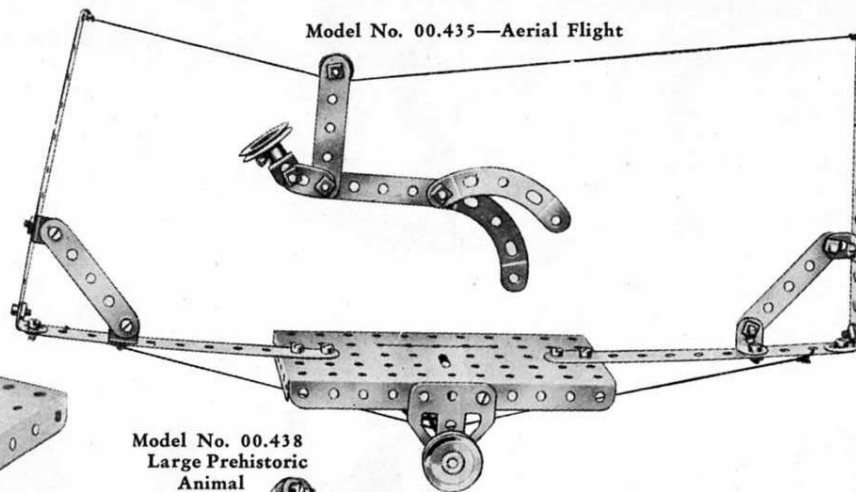


These Models can be made with MECCANO Outfit No. 00.

Model No. 00.434  
Stamping  
Mill



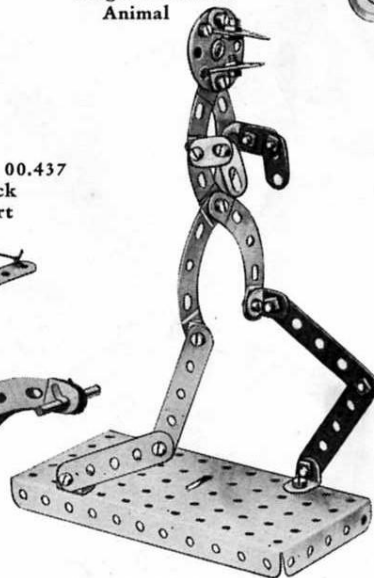
Model No. 00.435—Aerial Flight




Model No. 00.436  
Baboon



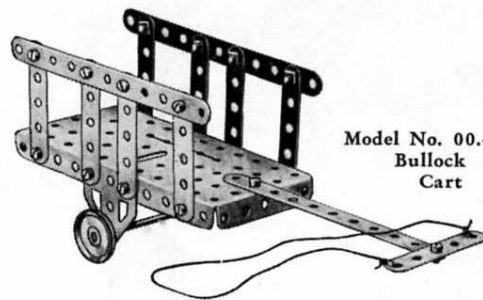
Model No. 00.438  
Large Prehistoric  
Animal



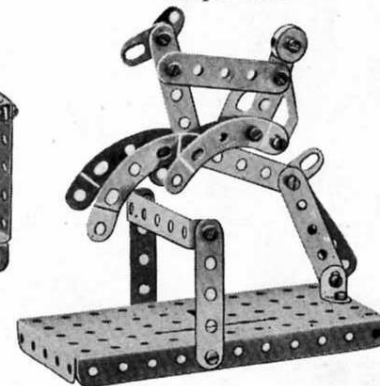
Model No. 00.439  
Piano



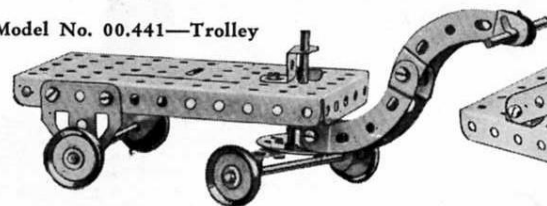
Model No. 00.437  
Bullock  
Cart



Model No. 00.440  
Steeple-chaser



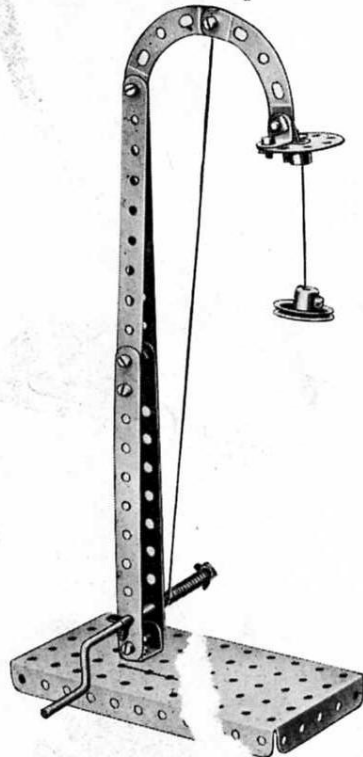
Model No. 00.441—Trolley



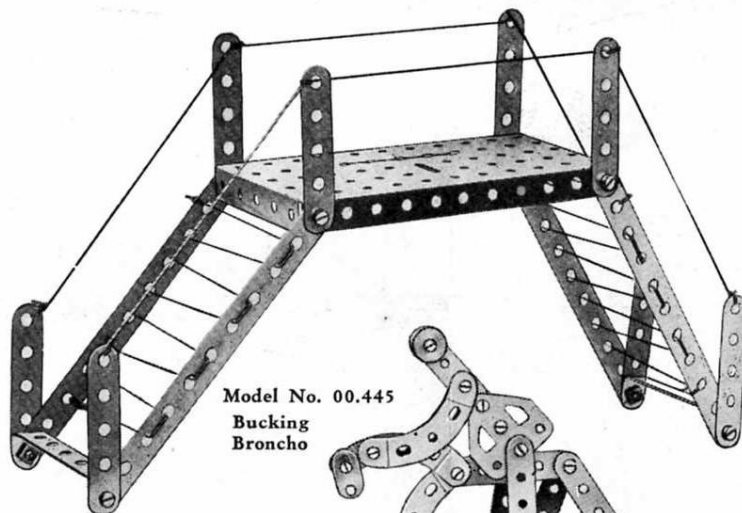


These Models can be made with MECCANO Outfit No. 00.

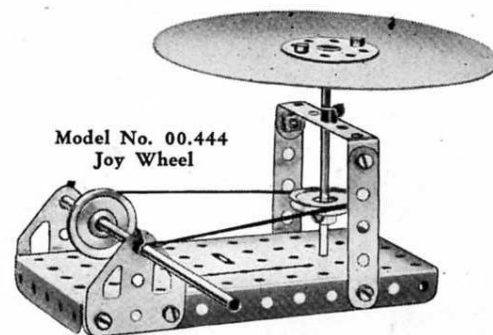
Model No. 00.442  
Arc Lamp



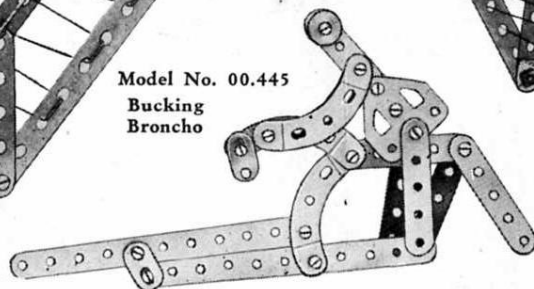
Model No. 00.443—Footbridge



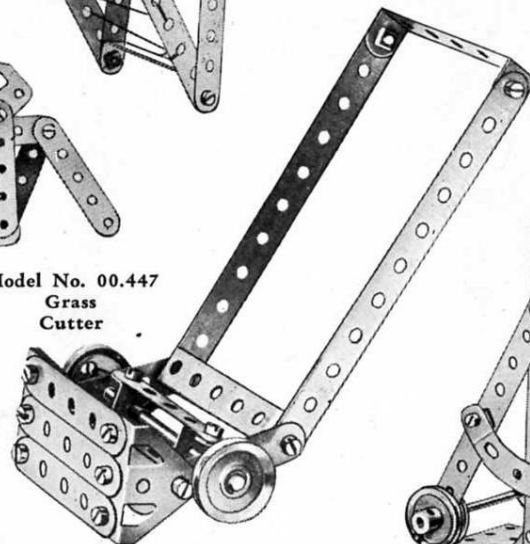
Model No. 00.444  
Joy Wheel




Model No. 00.445  
Bucking  
Broncho




Model No. 00.447  
Grass  
Cutter



Model No. 00.448  
Letter  
Balance

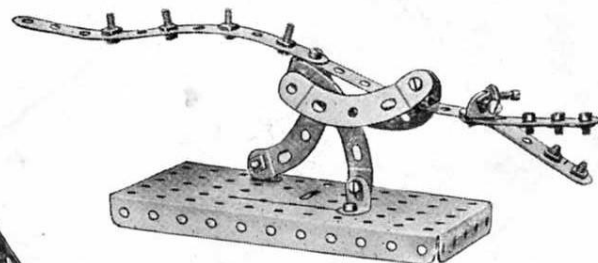


Switch back  
Model No. 00.446




These Models can be made with MECCANO Outfit No. 00.


Model No. 00.449—Pterodactyl



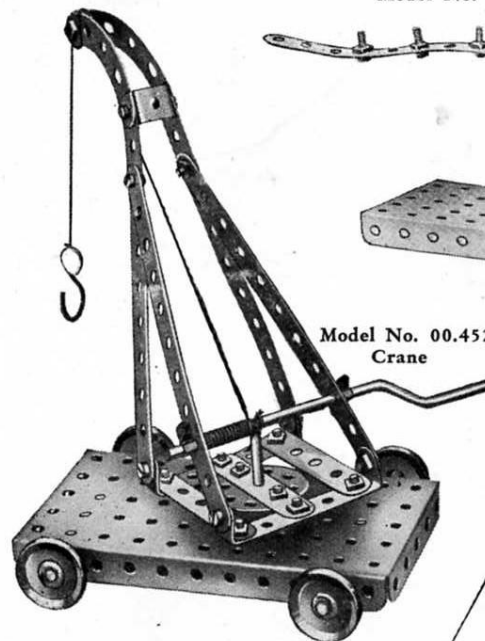
Model No. 00.450  
Pit-Head  
Gear



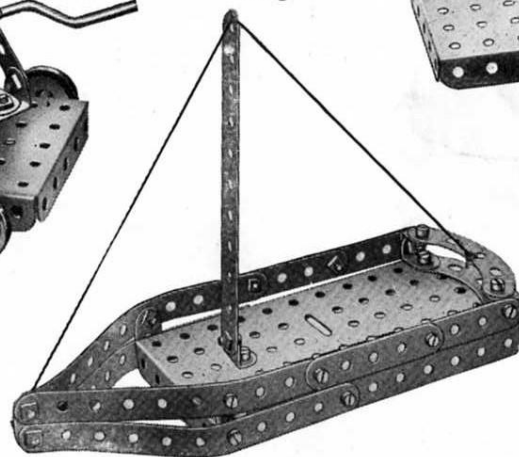
Model No. 00.451  
Airship Mooring Mast



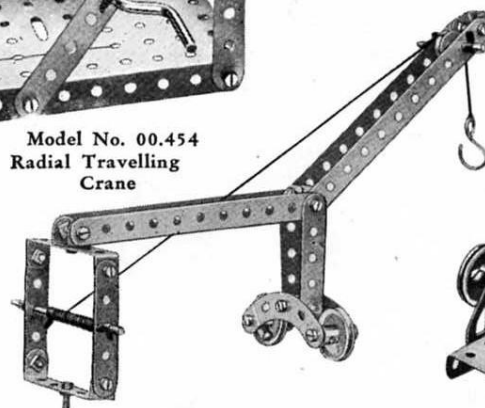
Model No. 00.452  
Crane



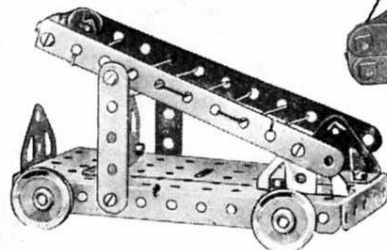
Model No. 00.453  
Barge




Model No. 00.454  
Radial Travelling  
Crane



Model No. 00.455  
Fire Escape

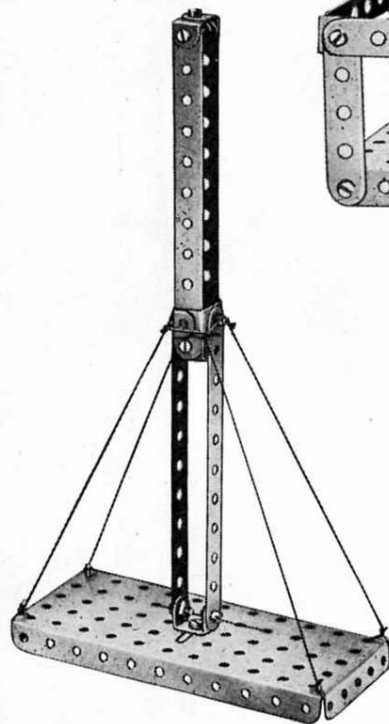


Model No. 00.456—Magic Plates

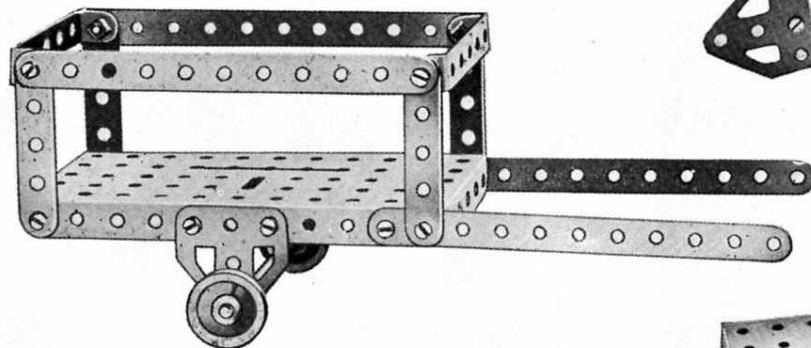


These Models can be made with MECCANO Outfit No. 00.


Model No. 00.457  
Telescopic Mast



Model No. 00.458—Cart



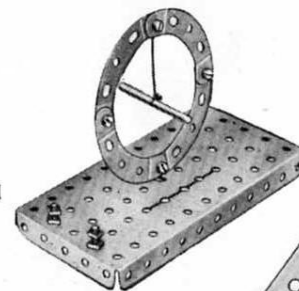
Model No. 00.459  
Hen




Model No. 00.461—Costers Barrow




Model No. 00.462  
Galvanometer



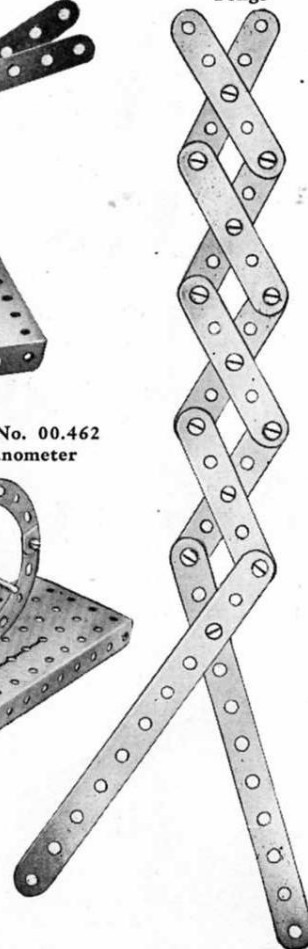
Model No. 00.463  
Dinosaur



Model No. 00.464—Wheel  
Auto



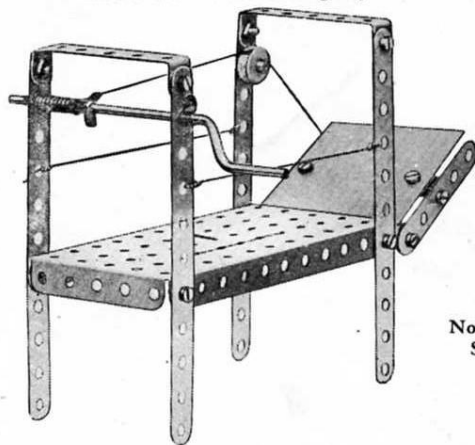
Model No. 00.460  
Lazy  
Tongs






These Models can be made with MECCANO Outfit No. 00.

Model No. 00.465—Gangway

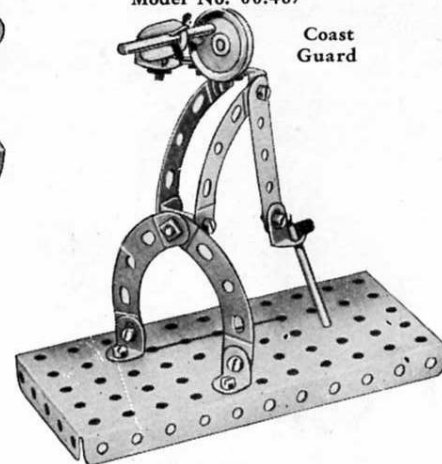


Model No. 00.466—Snare

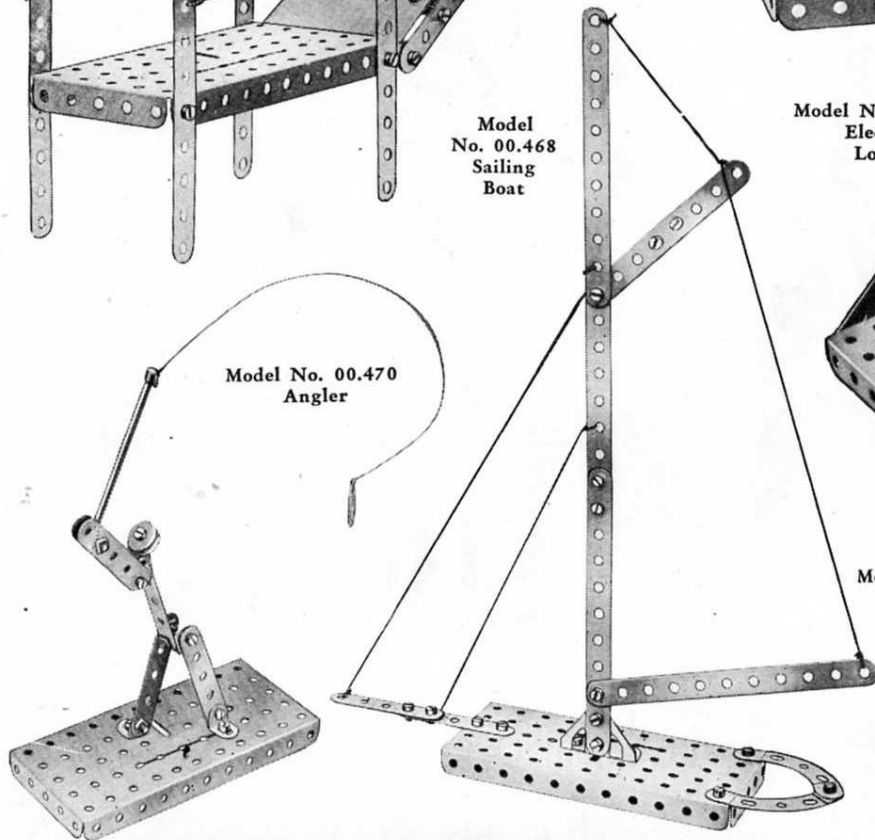


Model No. 00.467

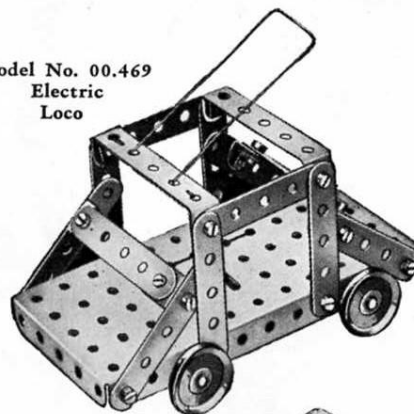
Coast  
Guard



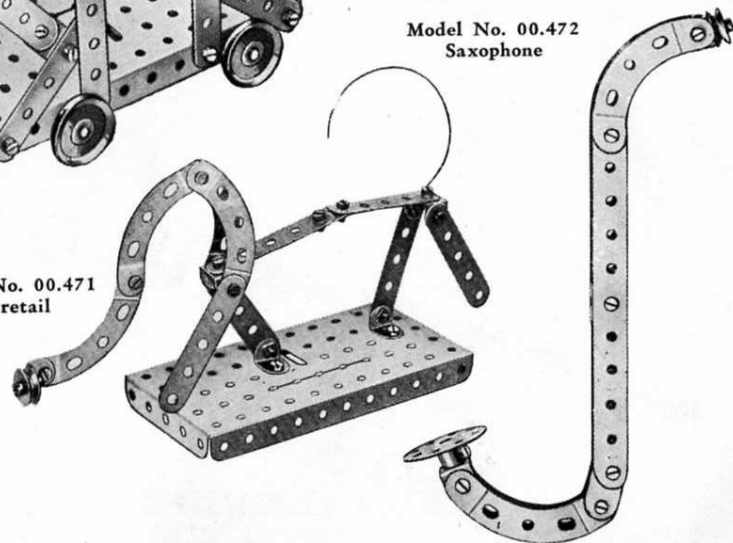
Model  
No. 00.468  
Sailing  
Boat



Model No. 00.469  
Electric  
Loco



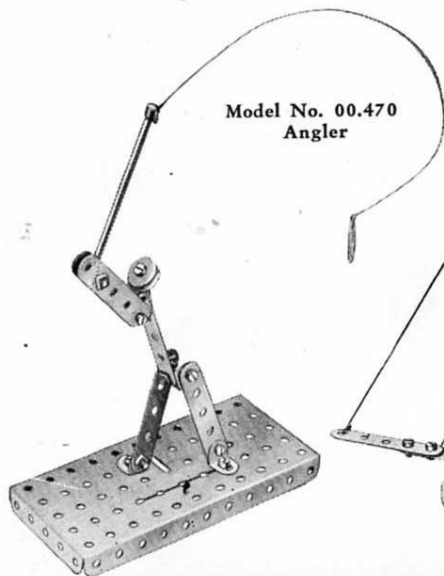
Model No. 00.472  
Saxophone



Model No. 00.471  
Wiretail




Model No. 00.470  
Angler



These Models can be made with MECCANO Outfit No. 1, or No. 00 and No. 00A.

### Model No. 1.195 Fordson Tractor



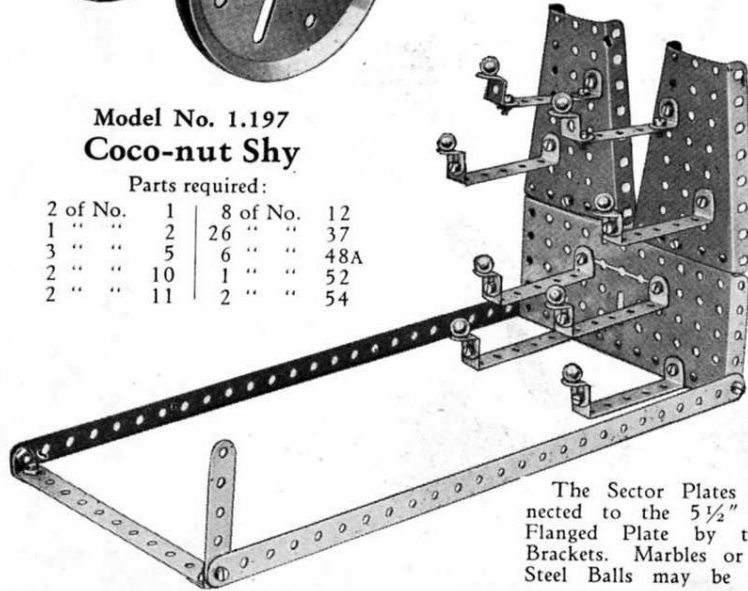
#### Parts required:

|          |     |
|----------|-----|
| 4 of No. | 5   |
| 1 " "    | 11  |
| 3 " "    | 16  |
| 1 " "    | 17  |
| 2 " "    | 19B |
| 4 " "    | 22  |
| 1 " "    | 24  |
| 16 " "   | 37  |
| 1 " "    | 37A |
| 2 " "    | 48A |
| 1 " "    | 52  |
| 2 " "    | 54  |
| 2 " "    | 125 |

### Model No. 1.197 Coco-nut Shy

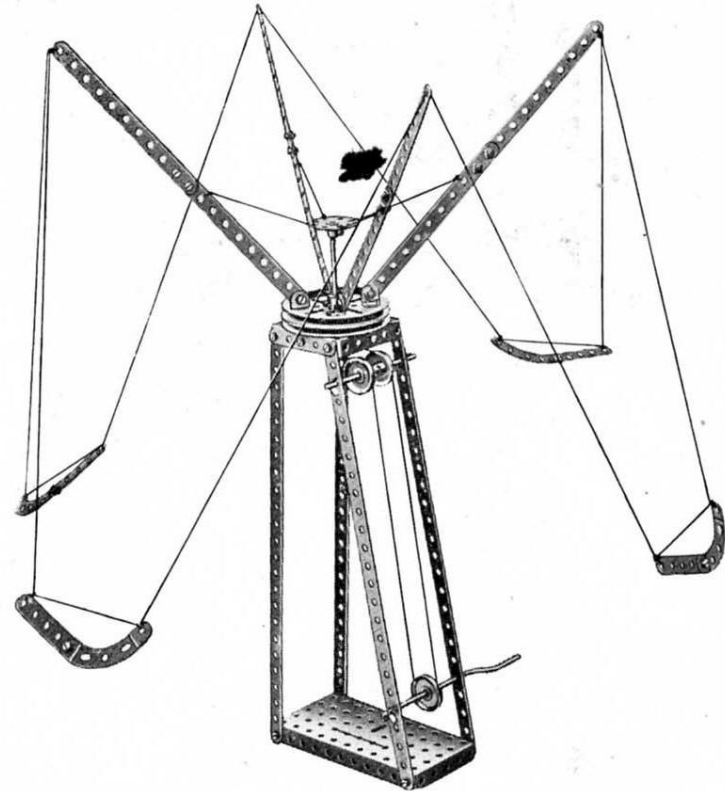
#### Parts required:

|          |    |          |     |
|----------|----|----------|-----|
| 2 of No. | 1  | 8 of No. | 12  |
| 1 " "    | 2  | 26 " "   | 37  |
| 3 " "    | 5  | 6 " "    | 48A |
| 2 " "    | 10 | 1 " "    | 52  |
| 2 " "    | 11 | 2 " "    | 54  |



The Sector Plates are connected to the  $5\frac{1}{2}$ " x  $2\frac{1}{2}$ " Flanged Plate by two Flat Brackets. Marbles or Meccano Steel Balls may be used for coco-nuts.


### Model No. 1.196 Flying Boats



#### Parts required:

|          |    |          |     |          |     |
|----------|----|----------|-----|----------|-----|
| 4 of No. | 1  | 2 of No. | 16  | 1 of No. | 24  |
| 8 " "    | 2  | 2 " "    | 19B | 3 " "    | 35  |
| 6 " "    | 5  | 1 " "    | 19S | 36 " "   | 37  |
| 8 " "    | 12 | 4 " "    | 22  | 3 " "    | 48A |

These Models can be made with MECCANO Outfit No. 1, or No. 00 and No. 00A.



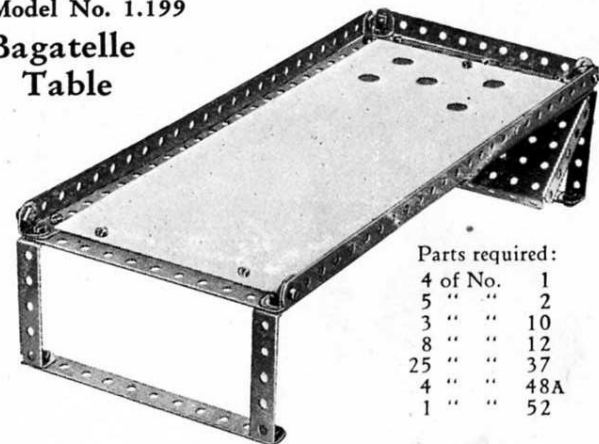
**Model No. 1.198  
Tower Wagon**

Parts required:

|          |     |          |     |
|----------|-----|----------|-----|
| 4 of No. | 1   | 2 of No. | 35  |
| 8 " "    | 2   | 26 " "   | 37  |
| 6 " "    | 5   | 12 " "   | 37A |
| 3 " "    | 16  | 1 " "    | 40  |
| 4 " "    | 19B | 4 " "    | 48A |
| 1 " "    | 19S | 1 " "    | 52  |
| 2 " "    | 22  |          |     |

**Model No. 1.199**

**Bagatelle  
Table**




Parts required:

|          |     |
|----------|-----|
| 4 of No. | 1   |
| 5 " "    | 2   |
| 3 " "    | 10  |
| 8 " "    | 12  |
| 25 " "   | 37  |
| 4 " "    | 48A |
| 1 " "    | 52  |

**Model No. 1.201  
Eiffel Tower**

Parts required:

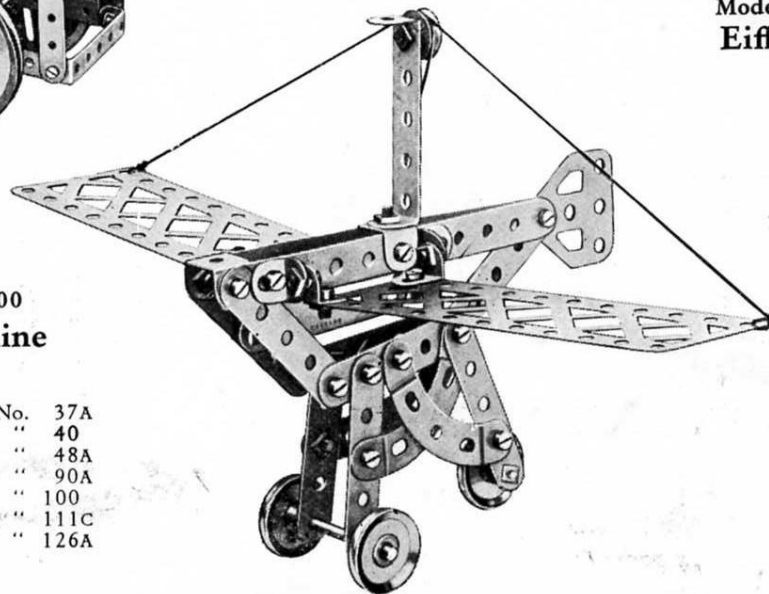
|          |      |
|----------|------|
| 4 of No. | 1    |
| 2 " "    | 2    |
| 8 " "    | 5    |
| 2 " "    | 11   |
| 8 " "    | 12   |
| 1 " "    | 22   |
| 22 " "   | 37   |
| 1 " "    | 40   |
| 1 " "    | 111C |



**Model No. 1.200  
Flying Machine**

Parts required:

|          |    |          |      |
|----------|----|----------|------|
| 2 of No. | 2  | 5 of No. | 37A  |
| 9 " "    | 5  | 1 " "    | 40   |
| 2 " "    | 11 | 1 " "    | 48A  |
| 8 " "    | 12 | 3 " "    | 90A  |
| 1 " "    | 17 | 2 " "    | 100  |
| 3 " "    | 22 | 2 " "    | 111C |
| 1 " "    | 23 | 1 " "    | 126A |
| 31 " "   | 37 |          |      |






These Models can be made with MECCANO Outfit No. 1, or No. 00 and No. 00A.

**Model No. 1.202  
Telescope**

Parts required:


|          |     |
|----------|-----|
| 6 of No. | 5   |
| 4 " "    | 10  |
| 4 " "    | 12  |
| 1 " "    | 17  |
| 1 " "    | 18A |
| 2 " "    | 19B |
| 3 " "    | 22  |
| 4 " "    | 48A |
| 1 " "    | 52  |
| 2 " "    | 54  |



**Model No. 1.203  
Lamp Standard**

Parts required:


|          |      |
|----------|------|
| 2 of No. | 1    |
| 2 " "    | 2    |
| 2 " "    | 11   |
| 4 " "    | 12   |
| 2 " "    | 22   |
| 26 " "   | 37   |
| 1 " "    | 52   |
| 4 " "    | 90A  |
| 2 " "    | 111C |
| 2 " "    | 125  |
| 2 " "    | 126  |
| 2 " "    | 126A |



**Model No. 1.204 Box Ball Alley**

Parts required:

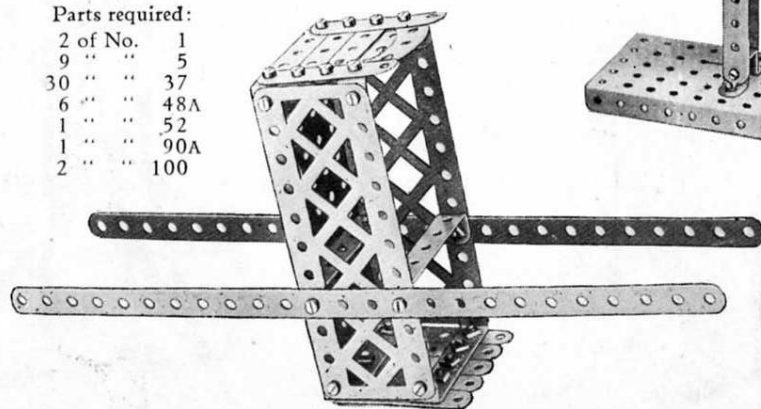
|          |     |
|----------|-----|
| 4 of No. | 1   |
| 4 " "    | 2   |
| 2 " "    | 5   |
| 4 " "    | 10  |
| 31 " "   | 37  |
| 5 " "    | 48A |
| 1 " "    | 52  |
| 4 " "    | 90A |



**Model No. 1.205 Sedan Chair**

Parts required:

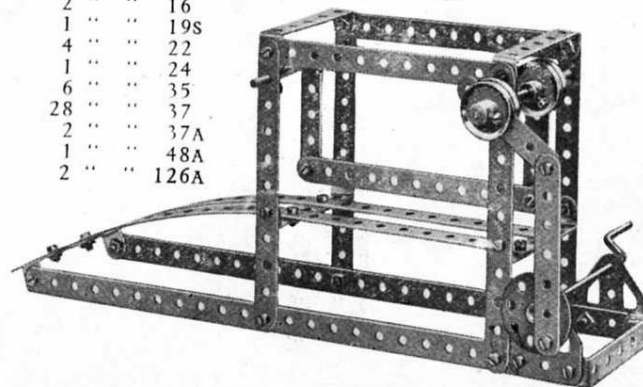
|          |     |
|----------|-----|
| 2 of No. | 1   |
| 9 " "    | 5   |
| 30 " "   | 37  |
| 6 " "    | 48A |
| 1 " "    | 52  |
| 1 " "    | 90A |
| 2 " "    | 100 |



**Model No. 1.206  
Stone-Sawing Machine**

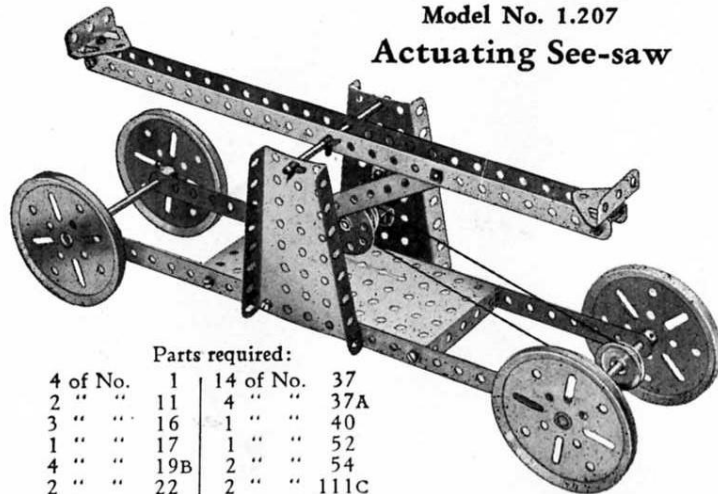
Parts required:

|          |      |
|----------|------|
| 4 of No. | 1    |
| 7 " "    | 2    |
| 1 " "    | 3    |
| 3 " "    | 5    |
| 2 " "    | 16   |
| 1 " "    | 19S  |
| 4 " "    | 22   |
| 1 " "    | 24   |
| 6 " "    | 35   |
| 28 " "   | 37   |
| 2 " "    | 37A  |
| 1 " "    | 48A  |
| 2 " "    | 126A |



These Models can be made with MECCANO Outfit No. 1, or No. 00 and No. 00A.

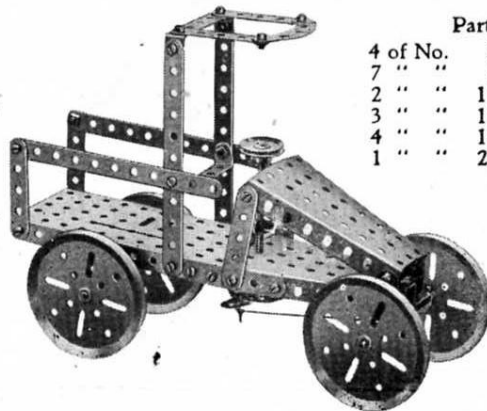
**Model No. 1.207**  
**Actuating See-saw**



Parts required:

|          |     |           |      |
|----------|-----|-----------|------|
| 4 of No. | 1   | 14 of No. | 37   |
| 2 " "    | 11  | 4 " "     | 37A  |
| 3 " "    | 16  | 1 " "     | 40   |
| 1 " "    | 17  | 1 " "     | 52   |
| 4 " "    | 19B | 2 " "     | 54   |
| 2 " "    | 22  | 2 " "     | 111C |
| 1 " "    | 24  | 2 " "     | 125  |
| 5 " "    | 35  | 2 " "     | 126  |

**Model No. 1.210 Motor Truck**



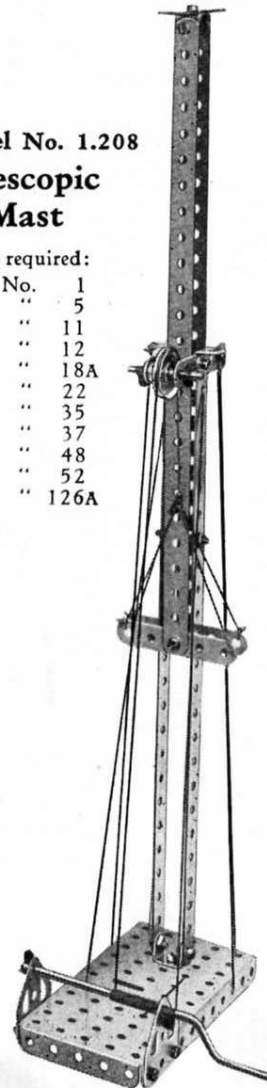
Parts required:

|          |     |          |      |
|----------|-----|----------|------|
| 4 of No. | 2   | 1 of No. | 24   |
| 7 " "    | 5   | 1 " "    | 35   |
| 2 " "    | 10  | 34 " "   | 37   |
| 3 " "    | 16  | 2 " "    | 37A  |
| 4 " "    | 19B | 1 " "    | 40   |
| 1 " "    | 22  | 3 " "    | 48A  |
|          |     | 1 " "    | 52   |
|          |     | 2 " "    | 54   |
|          |     | 1 " "    | 90A  |
|          |     | 2 " "    | 125  |
|          |     | 2 " "    | 126A |


**Model No. 1.208**  
**Telescopic Mast**

Parts required:

|          |      |
|----------|------|
| 4 of No. | 1    |
| 5 " "    | 5    |
| 2 " "    | 11   |
| 6 " "    | 12   |
| 1 " "    | 18A  |
| 1 " "    | 22   |
| 4 " "    | 35   |
| 16 " "   | 37   |
| 1 " "    | 48   |
| 1 " "    | 52   |
| 2 " "    | 126A |



**Model No. 1.209 Aeroplane**



Parts required:

|          |      |
|----------|------|
| 8 of No. | 2    |
| 1 " "    | 3    |
| 9 " "    | 5    |
| 4 " "    | 10   |
| 8 " "    | 12   |
| 1 " "    | 16   |
| 1 " "    | 18A  |
| 2 " "    | 22   |
| 1 " "    | 24   |
| 1 " "    | 35   |
| 36 " "   | 37   |
| 3 " "    | 90A  |
| 6 " "    | 111C |

**Model No. 1.211**

**Ladder on Wheels**

Parts required:

|          |     |
|----------|-----|
| 4 of No. | 1   |
| 2 " "    | 16  |
| 4 " "    | 22  |
| 16 " "   | 37  |
| 6 " "    | 48A |
| 1 " "    | 52  |

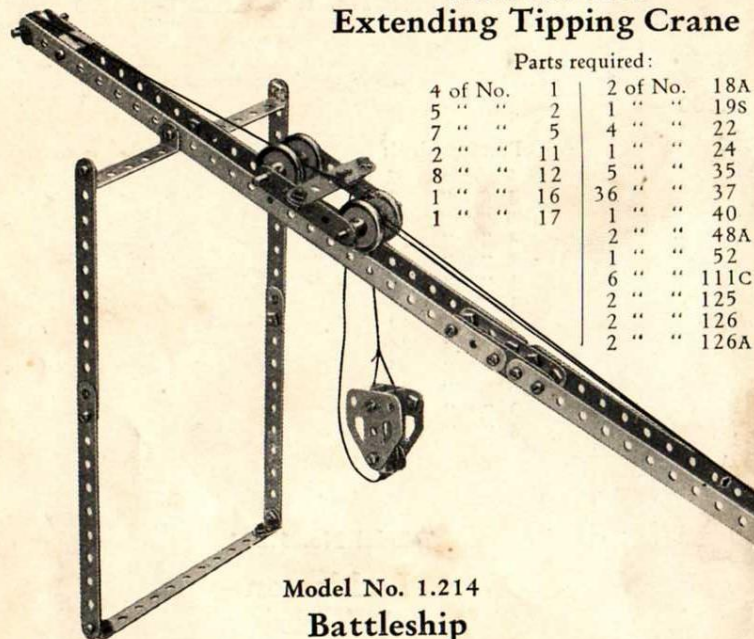


These Models can be made with MECCANO Outfit No. 1, or No. 00 and No. 00A.

### Model No. 1.212 Extending Tipping Crane

Parts required:

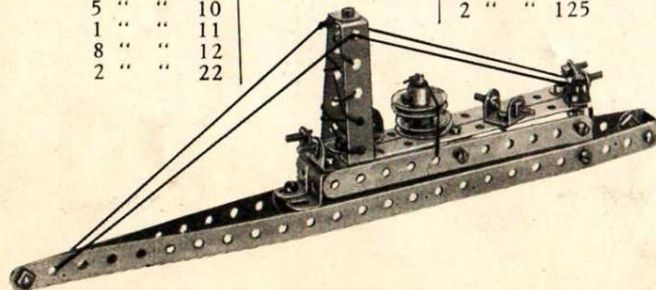
|          |    |          |      |
|----------|----|----------|------|
| 4 of No. | 1  | 2 of No. | 18A  |
| 5 " "    | 2  | 1 " "    | 19S  |
| 7 " "    | 5  | 4 " "    | 22   |
| 2 " "    | 11 | 1 " "    | 24   |
| 8 " "    | 12 | 5 " "    | 35   |
| 1 " "    | 16 | 36 " "   | 37   |
| 1 " "    | 17 | 1 " "    | 40   |
|          |    | 2 " "    | 48A  |
|          |    | 1 " "    | 52   |
|          |    | 6 " "    | 111C |
|          |    | 2 " "    | 125  |
|          |    | 2 " "    | 126  |
|          |    | 2 " "    | 126A |



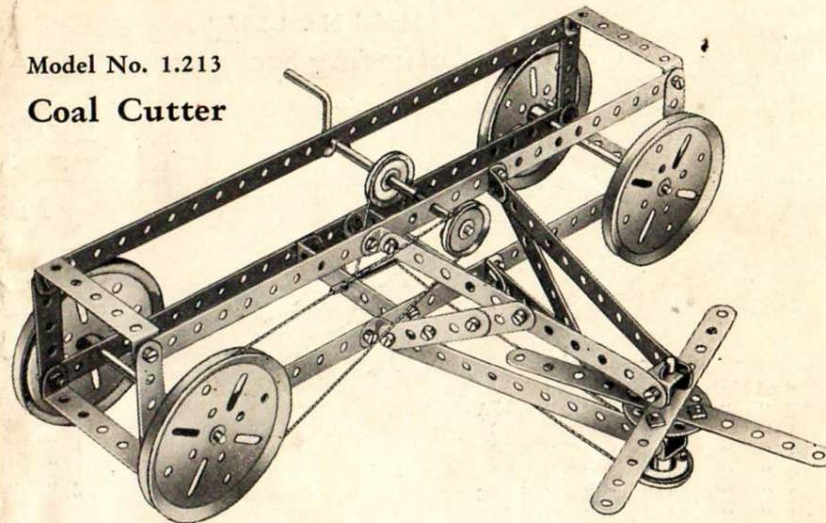
### Model No. 1.214 Battleship

Parts required:

|          |    |           |    |          |      |
|----------|----|-----------|----|----------|------|
| 2 of No. | 1  | 26 of No. | 37 | 2 of No. | 48A  |
| 4 " "    | 2  | 1 " "     | 40 | 6 " "    | 111C |
| 5 " "    | 10 |           |    | 2 " "    | 125  |
| 1 " "    | 11 |           |    |          |      |
| 8 " "    | 12 |           |    |          |      |
| 2 " "    | 22 |           |    |          |      |




### Model No. 1.213 Coal Cutter



Parts required:

|          |     |          |     |
|----------|-----|----------|-----|
| 4 of No. | 1   | 4 of No. | 19B |
| 6 " "    | 2   | 1 " "    | 19S |
| 1 " "    | 3   | 3 " "    | 22  |
| 6 " "    | 5   | 1 " "    | 24  |
| 2 " "    | 11  | 5 " "    | 35  |
| 4 " "    | 12  | 32 " "   | 37  |
| 2 " "    | 16  | 1 " "    | 40  |
| 1 " "    | 17  | 6 " "    | 48A |
| 1 " "    | 18A |          |     |



This completes the 686 Models that can be made with your No. 1x Outfit. By adding a No. 1a Accessory Outfit you can build your set into a No. 2x Outfit and can then build bigger and more elaborate models. You will find all the prices at the end of the Manual.