

meccanoindex.co.uk

Meccano *Prize Models*

MECCANO LTD.
LIVERPOOL

PRICE 9d.

A SELECTION OF THE MODELS
WHICH WERE AWARDED PRIZES
IN THE MECCANO COMPETITION
1914-15

Colonial Edition.

A PERSONAL NOTE FROM THE INVENTOR OF MECCANO TO ALL COMPETITORS IN THE 1914-15 COMPETITION


THE judging of this competition has been one of the most pleasurable tasks I have ever undertaken. The high standard of merit attained by many hundreds of competitors has made the awarding of the prizes a difficult business. The first twelve or more models are of such excellence that I should have liked to give them each a first prize, but I have finally decided that the fairest course is to split up the bigger cash prizes, and I feel sure that when you have examined the models themselves, you will agree that this was the only course.

Nothing in this competition has pleased me so much as to see the splendid use which competitors have made of the new Meccano patented parts, especially the crank and the coupling. It is only these parts which have enabled many of the best models to be constructed, and it is gratifying to me to know that these and other parts, which are contained in Meccano only, enable models to be built which are impossible with any other system of construction.

I should like to give my warm congratulations to every winning competitor on the ingenuity and cleverness which he has shown. To those who have not been successful, I would say that the majority have fallen short only by a very little. I should like to meet each competitor personally and to talk over Meccano with him; but as they come from every civilised country in the world, this might be a little too difficult. I feel that the 10,000 competitors are 10,000 warm friends of Meccano, and I look forward to seeing more of their work in our next big Meccano competition.

There will be more new parts this year, and I want you to specially note the Meccano Girder Strip. This will enable you to build bigger, bolder, and finer-looking models. There are other new parts which will strengthen up the Meccano hobby, and make it even better than ever. We have designed and produced a special electric motor, which is included in some of the new Meccano Outfits. Each Meccano user should possess one of these fine motors. Then there is the "Inventor's Accessory Outfit," which contains the new Girder Strips, and a number of other useful parts, which each of you will want to possess. Altogether, Meccano has made big strides this year, and it will well maintain its reputation as the most fascinating and instructive hobby for boys in the world.

My best wish to you is that Meccano may continue to give you pleasure for many years to come.

A handwritten signature in dark ink, reading "F. Hornley". The signature is written in a cursive, slightly slanted style. Below the signature is a horizontal line that starts under the first part of the name and extends to the right, ending under the last part of the name.

MANAGING DIRECTOR OF MECCANO LTD

FACTS WHICH THE MECCANO COMPETITION HAS ESTABLISHED

The first is that Meccano has warm-hearted friends in every corner of the world. Ten thousand of these friends have sent in their work to us, with letters which demonstrate the closeness of their attachment to the hobby.

Every mechanical movement can be effected with Meccano, and there is not an engineering feat which cannot be duplicated. This is a fact which we have been driving home for years. If it required any further clinching, it should only need to be stated that 10,000 new models have been sent to us in this competition, each one showing a different mechanical movement, no two being alike.

Another fact has been established which every prospective purchaser ought to think deeply over before deciding, viz., that Meccano will do more than any other constructional toy or all of them put together, will do it better, and that it has more value and possibilities of enjoyment in it than any other toy.

REASONS FOR THE GREAT SUCCESS OF THE MECCANO COMPETITION

The first reason is that the brightest and brainiest boys in the world have put their energies to it. There is not a civilised country in the world where Meccano is not a household word, and there are few wideawake boys who do not own an outfit.

The second reason is that in the Meccano system are patented interchangeable parts which enable the user to make any mechanical movement he desires. This is the secret of the great success of Meccano. It is real engineering, and its principles stand true to every test. No other system possesses the same parts, and by no other means can the same wonderful results be obtained.

When you ask for Meccano, see that you get it. Nothing else is "just as good"—nothing else will do the same.


INSIST ON THE TRADE NAME MECCANO

ANOTHER BIG MECCANO COMPETITION HAS STARTED. GET YOUR ENTRY FORMS FOR IT

£200 IN PRIZES.


Model sent in by F. BUSINGER, 3666, Park Avenue, New York, U.S.A.

A WEAVING
LOOM



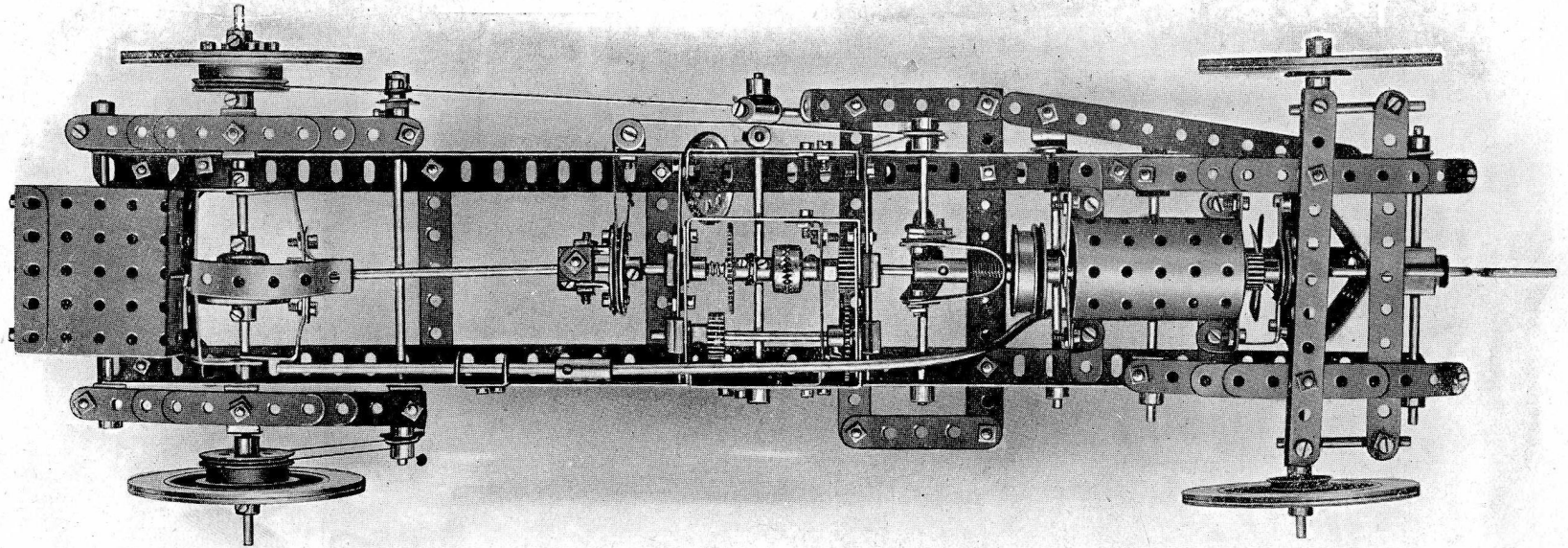
A fine effort, showing clever use of the Meccano patented parts. Scarves, belts, hatbands, etc., in any colours may be woven with this loom. The healds in the original model were made of Meccano strips, but in the reproduction we have used the new Meccano healds. A turn of the handle operates the healds and the reed, and winds the material, at the same time.

Sent in by F. GORDON CROSBY, 2, Yorks Road, Leamington Spa, Eng.



CHASSIS

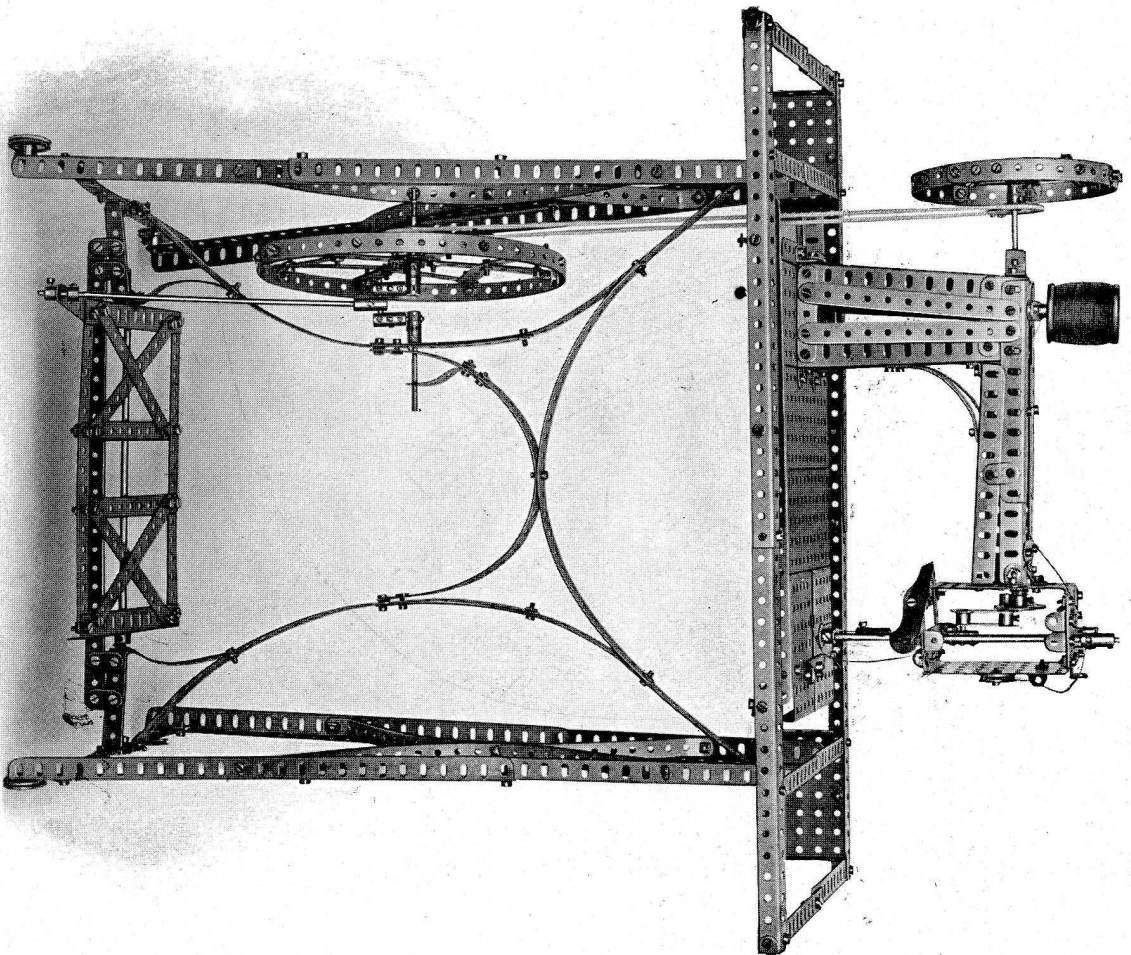
Most ingenious, every movement simple, but mechanically correct. The Meccano patented parts play a strong part in this model.



PLAN OF CHASSIS

By means of these illustrations any Meccano boy should be able to build his own car. The new Meccano wheels are more effective than the cardboard ones shown. If the model gives you any trouble, send us a line, and we will mail you further illustrations.


Sent in by R. MONTBARBON, 8, Rue Taine, Paris, France.



SEWING MACHINE

A model of great interest, which any boy can construct and derive pleasure from.
Note the excellent use made of the Meccano crank and coupling.



Sent in by K. TOWLE, c/o Newport and Providence Railway, Newport, R.I., U.S.A.



ELECTRIC TRAMWAY CAR

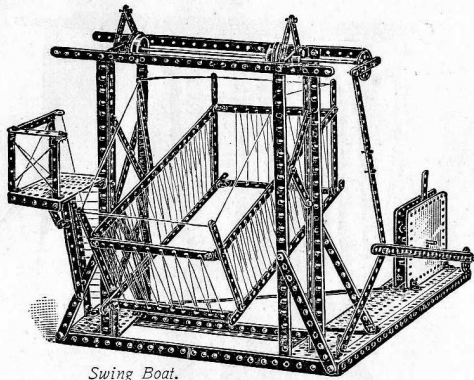
We have had many model Tramway Cars sent in to us from time to time, but this one shows most cleverness in design. This model demonstrates in a striking way the adaptability of the Meccano interchangeable parts to special uses.

Sent in by E. LAWRENCE WOOD Albany House, Bognor, Eng.




CLOCK, WORKED WITH THE MECCANO CLOCKWORK MOTOR

A Meccano Clock which actually works must interest every Meccano boy. We have endeavoured to fully illustrate the movement and adjustments in our reproduction, and we hope every Meccano user will build the model for himself.



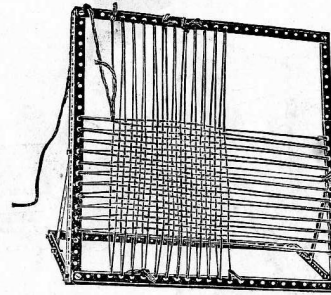
Swing Boat.

J. S. Jowitt, 66, Wentworth Street, Huddersfield.



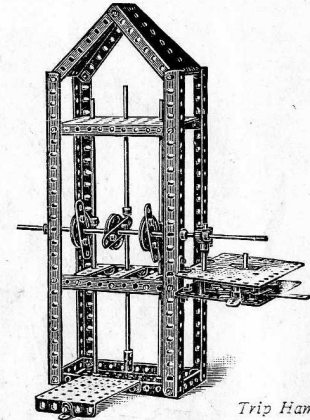
Revolving Aeroplane.

G. Adam, 20, Riverside Road, Thorpe Hamlet, Norwich.



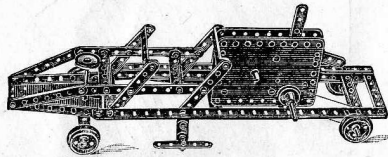
Daisy Frame.

Miss S. A. Pimlott, 34, Chesnut Grove, Wavertree, Liverpool.



Trip Hammer.


C. J. Salt, Ellesmere Grove Avenue, Yeovil, Somerset.



Automobile.


Léon Bolleé, 107, Avenue Léon Bolleé, Le Mans, France.

It is unnecessary to emphasise the superiority of Meccano. A look over these models will show you where it excels.




Pug Mill.

E. A. Holt, Swansfield Park Road, Alnwick.



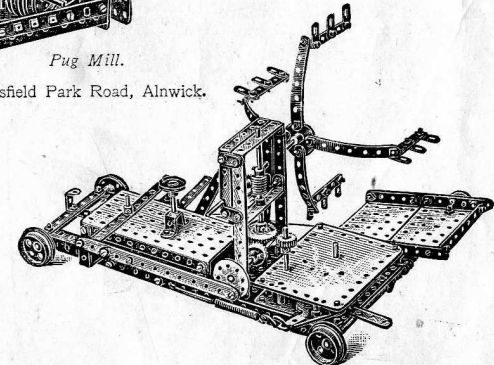
Lawn Swing.

Dan. C. Jackson, 209, Coshocton Avenue, Ohio, U.S.A.



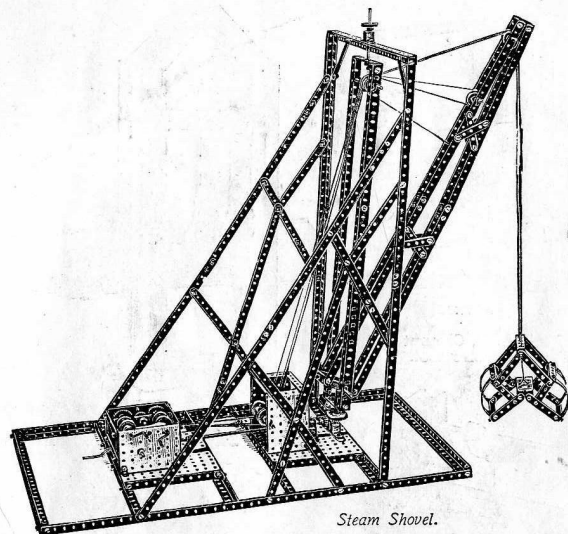
Watt's Beam Engine.

H. B. Foy, 16, Burlington Road, Dublin.



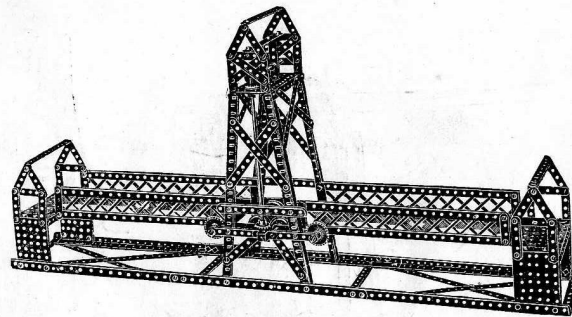
Mowing and Reaping Machine.

René Lafugé, 30, Rue de la Croix Blanche, Bordeaux, Gironde, France.



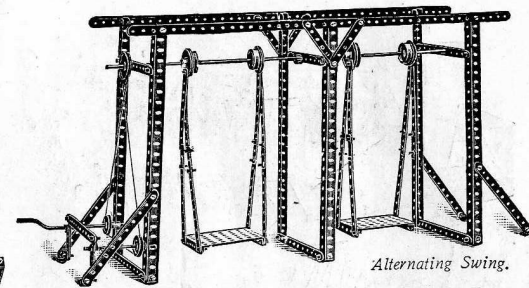
Steam Shovel.

Walter C. Cort, 439, So. 17th Street, Newark, N.J., U.S.A.



Jack-knife Bridge.


Walter C. Cort, 439, So. 17th Street, Newark, N.J., U.S.A.



Alternating Swing.

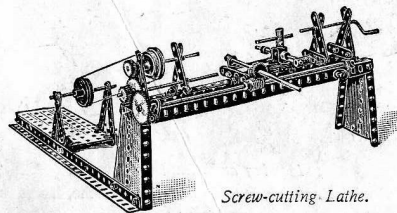
René Dary, 15, Rue Mélingue, Caen, France.

The boys who built these models had to think and design and build and rebuild before they got them just right. They didn't know it at the time, because they were enjoying themselves, but they were training their minds and developing perseverance and determination.



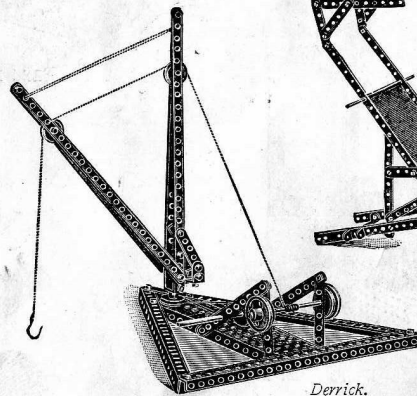
Coaster.

S. E. Reed, 44, Bedford Road, Reading, Berks.



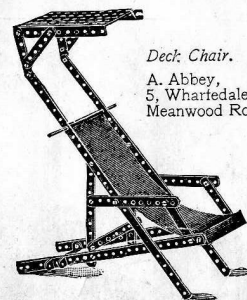
Screw-cutting Lathe.

A. L. Ricker, 3740, Oliver Street, Washington, D.C., U.S.A.




Derrick.

J. R. Heyes, 2031, Harrison Avenue, New York, U.S.A.



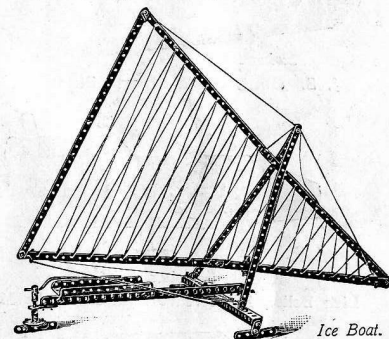
Deck Chair.

A. Abbey,
5, Wharfedale View,
Meanwood Road, Leeds.



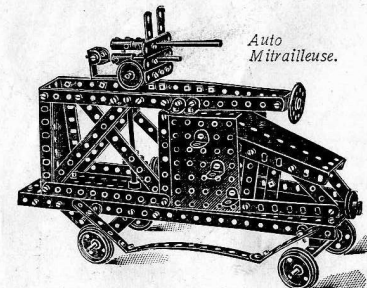
Grass Cutter.

S. Ryder, 17, Clare Road, Maidenhead, Berks.



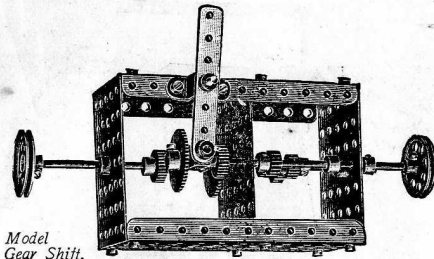
Ice Boat.

B. W. Young, 101, South Van Buren Avenue,
Ottumwa, U.S.A.



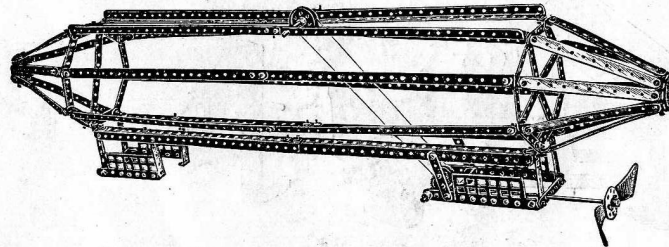
*Auto
Mitrailleuse.*

Gabriel Abd-El-Nour, 5, Rue Gay Lussac, Paris, France.

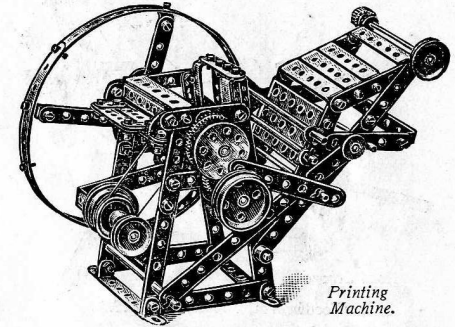


Model
Gear Shift.

H. Walton, Gambier, Ohio, U.S.A.

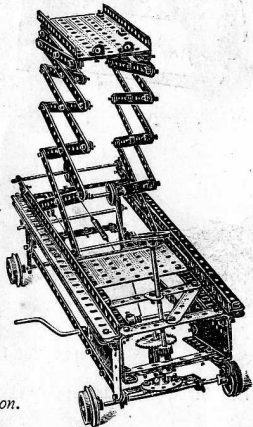


Airship. A. Hettwer, 907, Fourth Street, Milwaukee, Wis., U.S.A.




Printing
Machine.

T. C. Price, 114, Sunnyside Road, London, S.W.




Tower Wagon.

W. S. Ryan, 3089, Broadway, New York, U.S.A.



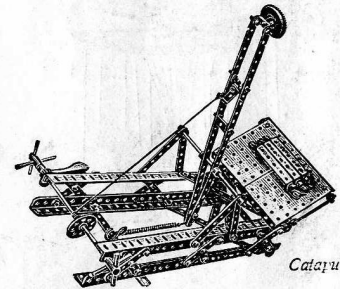
Clay Modelling Machine.

Wm. P. R. Parker, Walden, Clarkston, Glasgow.



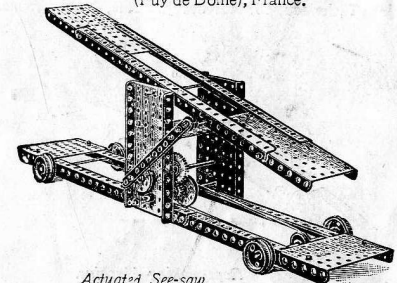
Wire-rope Maker.

H. E. Dance, 6, Alexandra Road, Birkenhead.



Catapult.

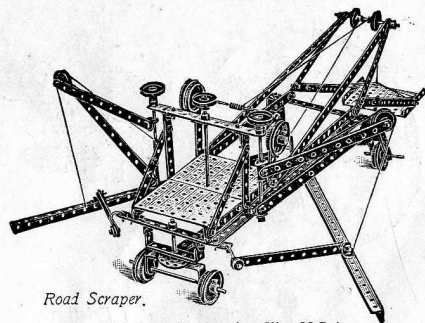
Maurice Lamorte, 19, Rue de Riom, Clermont Ferrand
(Puy de Dôme), France.



Actuated See-saw.

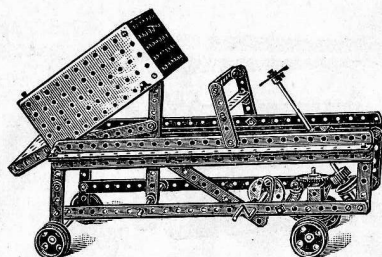
Robert E. Osborn, 189, Livingston Avenue, New York, U.S.A.

Each boy who designed one of these models is a discoverer ;
he has done something which had never been done before.
He had troubles and difficulties, but he overcame them.
Then he got a prize for his pains, and after that he had the
satisfaction of seeing his model published here.



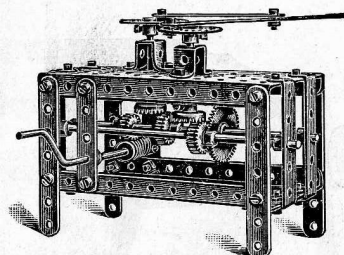
Road Scraper.

L. Woodworth, Arcola, Ill., U.S.A.




Coal Tip.

W. S. Ryan, 3099, Broadway,
New York, U.S.A.




Harmonograph.

B. H. Harrison, 6, Devon Road, Bedford.



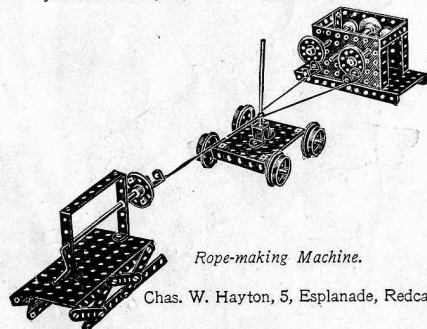
Fret Saw.

W. H. White, Midland Cottages, Harlington, Beds.



Roundabout.

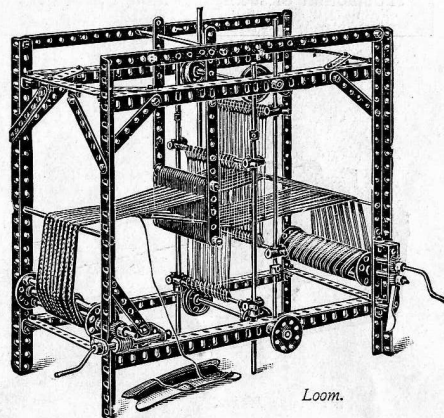
Jean Pichereau, 18, Rue des Jacobins, Caen, France.



Rope-making Machine.

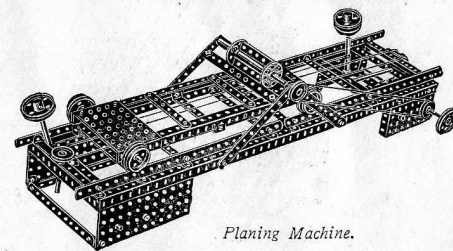
Chas. W. Hayton, 5, Esplanade, Redcar, Yorks

These models can only be built with Meccano. The best features of Meccano cannot be imitated, because they are protected by patents, and without these features no system is complete.



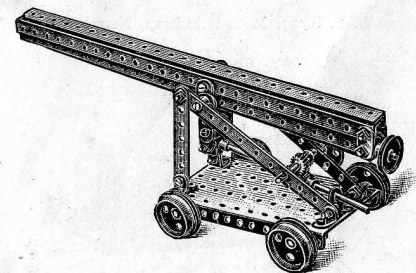
Loom.

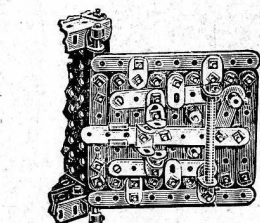

M. Gheury, 40, Westmount Road, Eltham, London, S.E.



Planing Machine.

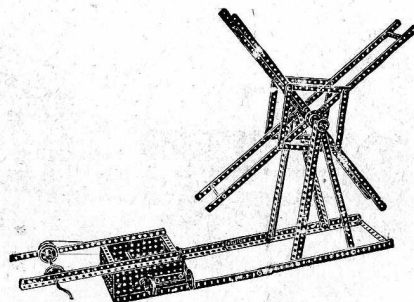
B. Clifford Scott, 48, Falmouth Avenue, Chingford.






Combination Lock Safe and Door.


Fairfield Hoban, 200, West 81st Street, New York, U.S.A.



Automatic Skein Winder.



Traction Engine.



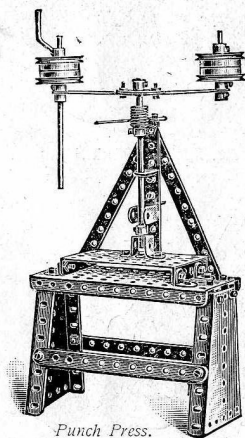
Candy Pulling Machine.

W. R. Pelkins, 77, Kingsdale Street,
Dorchester, Mass., U.S.A.



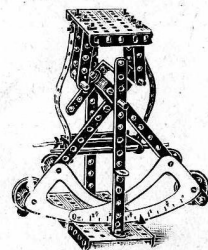
Foot Cycle.

L.I. Lloyd Jones, Grove Terrace,
Wrexham, Wales.



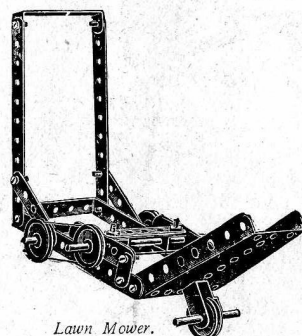
Punch Press.

W. A. Barnett, 147, Pedro Street,
Millfields Road, Clapton, London.



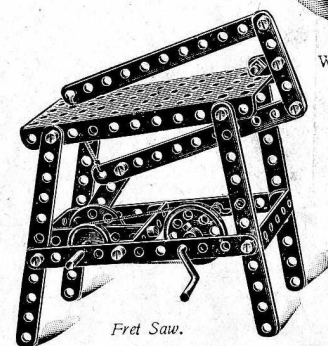
Letter Balance.

M. Gheury, 40, Westmount Road,
Eltham, London, S.E.



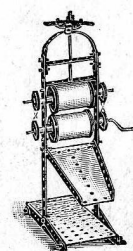
Lawn Mower.

T. Headley, Peebles, Albany Park Road,
Kingston-on-Thames.



Fret Saw.


J. Moureaux, Agent-Voyer, St. Julien-s-
Suran, France.



Mangling Machine.

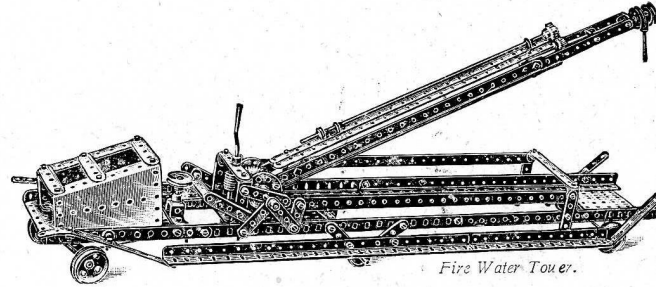
E. Lesster, 3, Clifton Terrace
Winchester, Hants.

You begin to build models as soon as you get your outfit. Everything necessary is included, including full instructions. You don't have to study to build even the most complicated model.



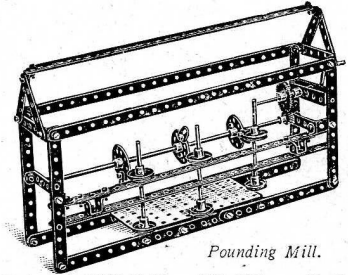
Wrecking Car.

C. Schutz, 147, Hough Avenue,
Bridgeport, Conn., U.S.A.



Fire Water Tower.

C. Sayre, 310, Mo.L Street, Tacoma, Wash., U.S.A.



Pounding Mill.

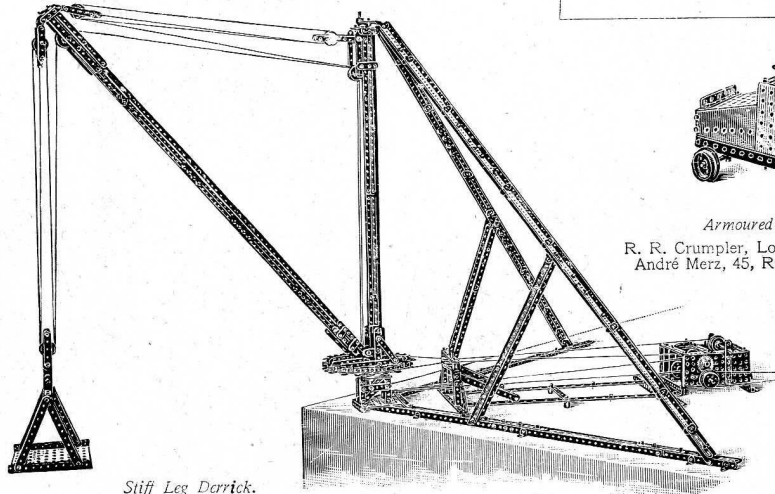
C. Hedemark, 1055, N. Mozart St., Chicago, Ill., U.S.A.



Snow Plough.


L. V. Quigley, 105, Chapin Street, Holyoke, Mass., U.S.A.

Once more—nothing but Meccano will make these models. When you ask for Meccano see that you get it. Nothing else is just as good—nothing else will do the same. Insist on the trade mark.



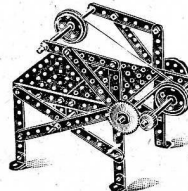
Stiff Leg Derrick.

C. Lewis, Junr., 1100, Park Avenue, Utica, New York, U.S.A.

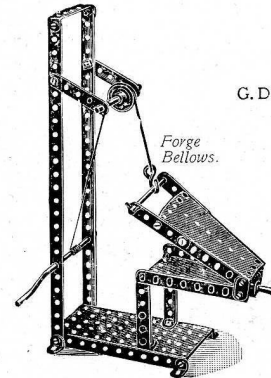


Armoured Motor Car.

R. R. Crumpler, Longlands, North Coker, Yeovil.
André Merz, 45, Rue Carnot, Beauvais, France.




Band Saw. F. B. Winter,
47, Sydenham Park, London.



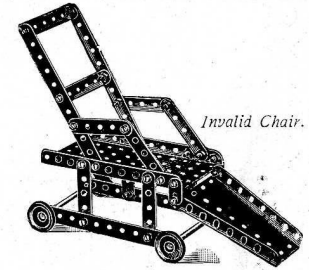
Forge Bellows.

André Matti, 9, Rue Gounod, Nice, Alpes
Maritimes, France.



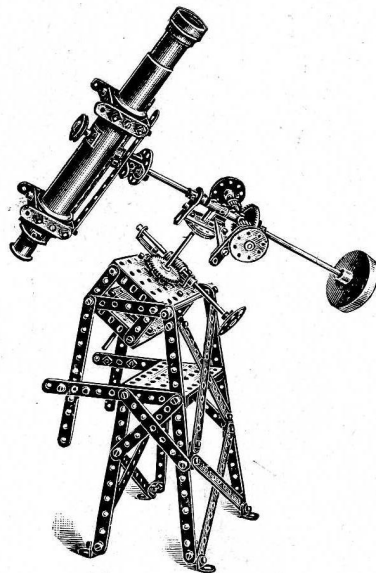
*Two-stamp
Ore Mill.*

G. Dahl, 2530, W. Mallon Av., Spokane, Wash., U.S.A.

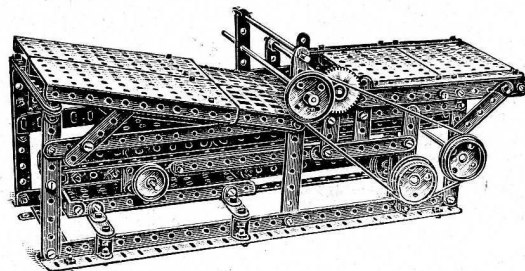


Invalid Chair.

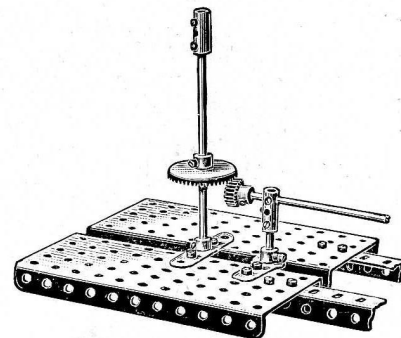
V. C. Hemenway, 614½, Windsor
Avenue, Elmira, New York.



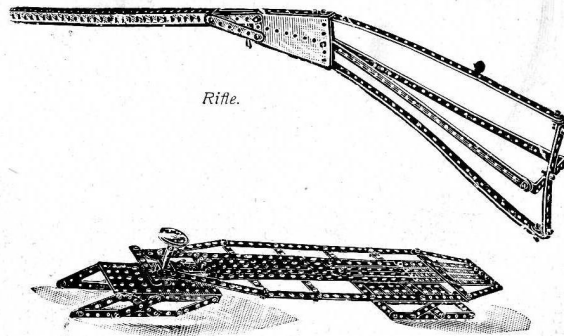
Equatorial Mounting.




Printing Machine.



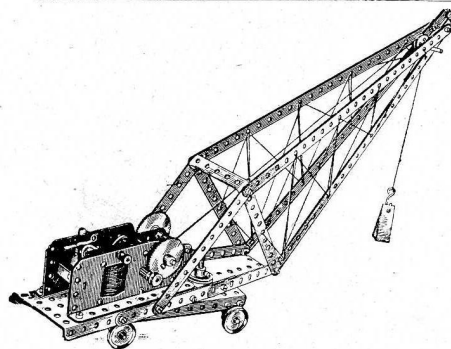
A new Meccano movement.



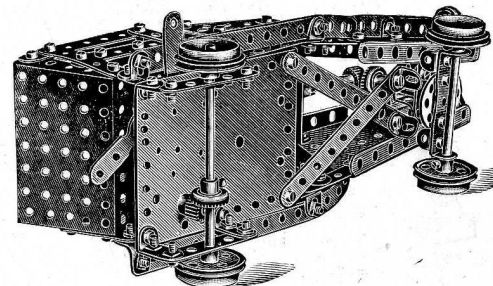
Rifle.



Automobile with Meccano Spring Motor.



Lift Crane, with new Meccano Electric Motor.

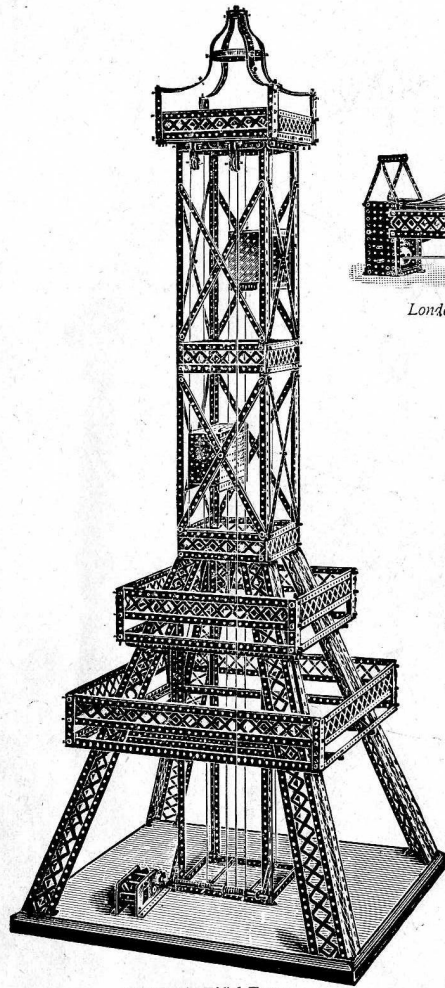


Underside view of above.

The Meccano Electric Motors are designed specially for running Meccano models. You get a lot more fun out of the hobby when you use one of these motors.

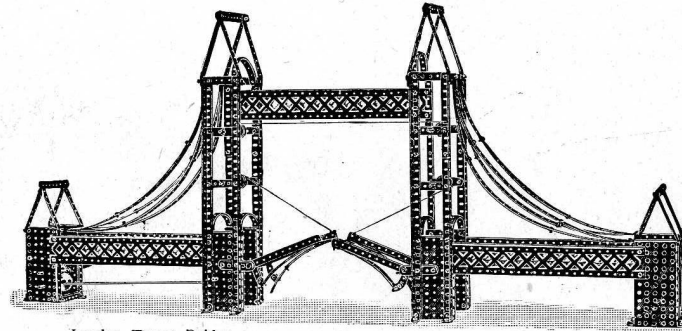
Bob Sled.

J. F. Wilhelm, 308, Louisa Street; Williamsport, Pa., U.S.A

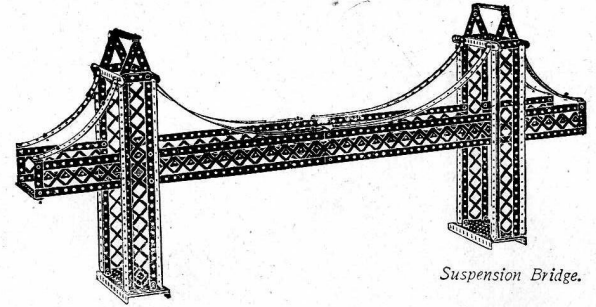


The Paris Eiffel Tower.


Note New Meccano Electric Motor.




London Tower Bridge.



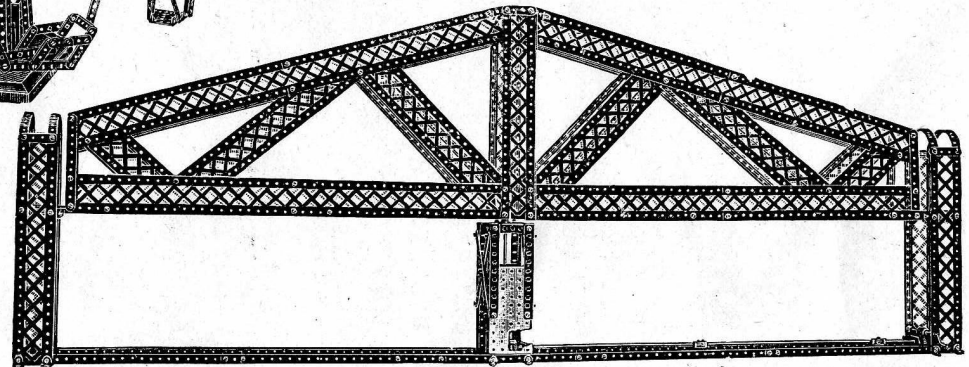
Suspension Bridge.



Roundabout.




*Mono-rail.
Car driven with
Meccano Spring
Motor.*



Swing Bridge.


THE MECCANO ELECTRIC MOTOR

This is the most powerful and reliable toy electric motor made. It runs Elevators, Sawmills, Lathes, or any other Meccano models. Lifts 30 pounds dead weight when properly geared. 2 or 3 dry batteries will run it. Direct shaft drive; positive and powerful. Interchangeable gearing. It puts action into Meccano models; makes them operate like real machinery. Included as part of outfits Nos. 1x, 2x, and 3x.




PRICES:

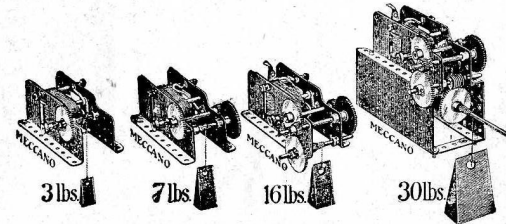
Without reversing mechanism ..	11/-
With reversing mechanism ..	17/-



Showing how to make an endless rope railway.



Showing the application of the motor to such models as the Roundabout, Maxim Flying Machine, &c.




This illustration shows a combination of gearings built from Meccano parts on to the Motor itself, the drive being direct from the Armature Spindle. Note the way in which a slow drive and substantial lifting power are secured. In this case three dry batteries (approximately four volts) were used.

Just a hint on the use of the non-reversing motor. When it is fitted to a crane or an elevator it is a good plan to secure a collar to the shaft, on the inside of the plate nearest the large gear wheel, allowing about $\frac{1}{4}$ in. play. When the load has reached the top the rod may be slid along sufficiently to throw the big gear wheel out of gear with the pinion, thus allowing the load to be released.


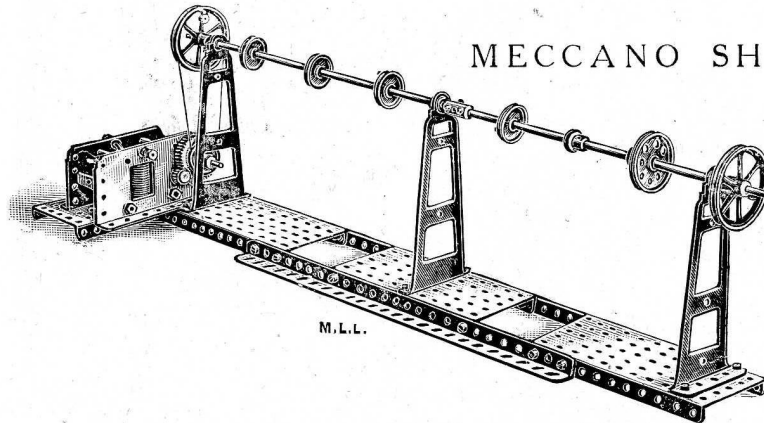
MECCANO OUTFITS WITH ELECTRIC MOTORS

This is a splendid new series of Meccano outfits for those who desire to run their models by electricity. They are the regular Meccano outfits with the Meccano Electric Motor included. Each one forms a magnificent present for a live boy with ideas. The Electric Motor is practically another Meccano interchangeable part which can be applied to, or built into, the models in a thousand different ways. See full description on page 21.

MECCANO No. 1X, with non-reversing motor	18/6
" No. 2X " " " "	26/6
" No. 3X, with reversing motor	41/-



MECCANO SHAFTING STANDARDS




These are strong shafting standards of a new design, with Meccano equidistant holes along the base. Fitted with brass bearings, ensuring smooth running. We illustrate a few methods of using these standards with the regular Meccano parts.

Large Standards	10d. each
Small Standards	7d. each.

THE MECCANO INVENTOR'S ACCESSORY OUTFIT

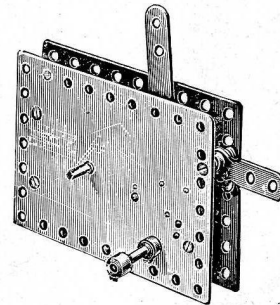
Any boy who does not own this outfit is missing his opportunities. We have crowded into it all the value we could put, and it is full of possibilities for the Meccano inventor. It contains a supply of the new Meccano Girder Strip; sprocket wheels and chain for giving a positive drive to working models; large wheels for motor cars, carriages, &c.; large and small pulley wheels for shafting; healds for making up the Meccano looms shown in our Prize Models, which every boy and girl will want to build and weave ties and belts with; couplings, cranks, washers, &c., parts which have previously been included in the higher-priced outfits only. For the inventor, who designs models and movements for himself, this outfit is a boon. No matter which regular outfit you possess, the parts are useful.



Price 8/6

THE MECCANO CLOCKWORK MOTOR

This is one of the most popular of the Meccano lines, and a great favourite with all boys. It builds directly into Meccano Models, to which it gives life and movement. Applied to a crane, it will raise and lower a big load. It will work a Roundabout or an Elevator, or it can be made to form the chassis of a motor car, with starting, stopping, and reversing movements. Many ingenious ways of using this motor will be found in the preceding pages.




Price 9/6

THE MECCANO GIRDER STRIP

Every boy will want to add this splendid new Meccano part to his outfit. All boys like to build big, imposing structures, and the Meccano Girder Strip enables them to do so. It has the regular Meccano equidistant holes along each side, and it fits in to any model. It is finely nickel-plated, and has the Meccano finish and accuracy. Supplied in two sizes, 12½ in. long by 2 in. wide, and 5½ in. by 2 in., in bundles of half a doz. We include the strip in the Meccano Inventor's Outfit, which we describe on this page, or it can be bought separately.

The Meccano Girder Strip, 12½ in. by 2 in.	2/6 per ½ doz.
" " 5½ in. by 2 in.	1/8 "




NEW MECCANO PARTS


3 in. wheels	5d. each
2 in. pulley with set screw ..	5d. "
½ in. pulley with set screw	
(turned)	7d. "
Large gear wheel	1/8 "

Sprocket wheel, 2 in.	.. 10d. each
Sprocket wheel, 1 in.	.. 7d. "
Sprocket chain	10d. per yd
Washers	4d. per doz.
Healds	1/3 "

Spring motor pinions ..	5d. each
Axle rods, 11½ in. or 8 in. long	5d. "
Axle rods, 6 in., 5 in., or 4½ in. long	4d. "



MECCANO STEAM ENGINE



MECCANO SAW BENCH

MECCANO STEAM ENGINE

A highly-finished Vertical Steam Boiler, embodying all the latest improvements. All working parts fully tested and guaranteed. Oxydised brass boiler, stationary cylinder, and eccentric reversing gear, water gauge, whistle, spring safety valve, &c. Cast base. Fittings nickelled and finely finished. Dimensions of boiler $2\frac{1}{2}$ inch diameter by 3' inch long.

Price, 21/-

MECCANO SAW BENCH

A serviceable Bench suitable for small work; can be used in connection with the Meccano system or separately. The base is pierced with the Meccano equidistant holes, so that the Bench may be mounted on rectangular plates, girders, or strips, in proper alignment with the Meccano pulleys and shafting.

Price, 4/6.

MECCANO CHURN

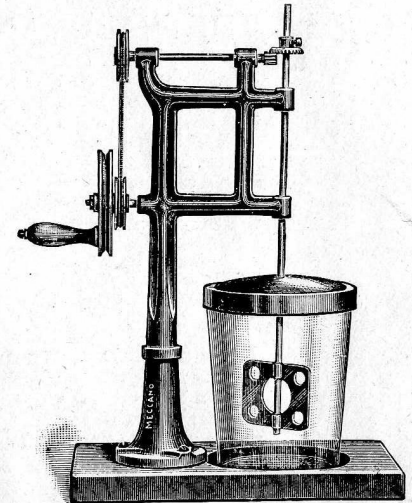
An excellent model Butter Churn. It is a thoroughly well-made and serviceable article, clean to work, and it makes good butter.

Price, 5/-


RAYLO

This is a new and complete Railway game, consisting of track, switches, and crossings, and a neat and well-made clockwork engine. The game is to keep the engine on the outer track by operating the levers at the proper moment. It is beautifully decorated, is of excellent workmanship, and forms a splendid game of skill for the family circle. In leather-board carton, attractively finished.

Price, 40/-



MECCANO CHURN



RAYLO

COLONIAL.

Meccano Outfits, Motors and Parts.

REVISED PRICES.

MECCANO OUTFITS.

No.	s.	d.
0.	6	0
1.	10	0
2.	20	0
3.	30	0
4.	50	0
5. Carton	84	0
5. Wood	110	0
6.	200	0

ACCESSORY OUTFITS.

0A.	5	6
1A.	11	0
2A.	12	0
3A.	22	0
4A.	28	0
5A. Carton	70	0
5A. Wood	100	0

MECCANO MOTORS.

1. Spring Motor	10	0
1. Electric Motor	13	6
2.	20	0

MECCANO OUTFITS WITH ELECTRIC MOTORS.

1X. Outfit	22	6
2X.	32	6
3X.	48	0

MECCANO PARTS.

No.	s.	d.
1. Perforated Strips, $12\frac{1}{2}$ " long $\frac{1}{2}$ doz.	1	6
2. " " $5\frac{1}{2}$ " " " "	0	8
3. " " $3\frac{1}{2}$ " " " "	0	6
4. " " $3\frac{1}{2}$ " " " "	0	6
5. " " $2\frac{1}{2}$ " " " "	0	6
6. " " $2\frac{1}{2}$ " " " "	0	6
8. Angle Girders $12\frac{1}{2}$ " long $\frac{1}{2}$ doz.	2	0
9. " " $5\frac{1}{2}$ " " " "	1	0
10. Flat Brackets	0	4
11. Double Brackets	0	2
12. Angle Brackets per doz.	1	0
13. Axle Rods, $11\frac{1}{2}$ " long	0	6
13A. " $8\frac{1}{2}$ " " " " "	0	6
14. " $6\frac{1}{2}$ " " " " "	0	4
15. " $5\frac{1}{2}$ " " " " "	0	4
15A. " $4\frac{1}{2}$ " " " " "	0	4
16. " $3\frac{1}{2}$ " " " " "	0	2
17. " $2\frac{1}{2}$ " " " " "	0	2
18A. " $1\frac{1}{2}$ " " " " "	0	2
19. " " " " " "	0	6
19A. Wheels, $3\frac{1}{2}$ in. diam.	0	6
20. Flanged and Grooved Wheels	1	6
20A. Pulley $2\frac{1}{2}$ " dia., with set screw each	0	6
21. " $1\frac{1}{2}$ " " " " " "	1	0
22. " $1\frac{1}{2}$ " " " " " "	0	8
22A. " $1\frac{1}{2}$ " " without " " "	0	4
23. " $1\frac{1}{2}$ " " " " " "	0	4
23A. " $1\frac{1}{2}$ " " with " " "	0	8
24. Bush Wheels	1	0
25. Pinion Wheels, $\frac{3}{4}$ " diam.	1	6
26. " " $\frac{1}{2}$ " " " " "	1	0
27. 50 teeth to gear with $\frac{3}{4}$ " pinion,	1	8
27A. 56 " " $\frac{1}{2}$ " " " " "	2	0
28. Contrate Wheels, $1\frac{1}{4}$ " diam.	2	6
29. " " $\frac{3}{4}$ " " " " "	2	0
32. Worm Wheels	1	6

No.	s.	d.
33. Pawls each	0	6
34. Spanners	0	6
35. Spring Clips per box of doz.	1	0
36. Screw Drivers each	0	6
37. Nuts and Bolts per box of doz.	1	0
37A. Nuts	0	4
38. Washers doz.	0	4
40. Hanks of Cord each	0	2
41. Propeller Blades per pair	1	0
43. Springs each	0	4
44. Cranked Bent Strips	0	4
45. Double Bent Strips	0	4
46. Large Bent Strips	0	6
50. Eye Pieces	0	4
52. Perforated Flanged Plates, $5\frac{1}{2}$ " by $2\frac{1}{2}$ " each	0	8
53. Perforated Flanged Plates, $3\frac{1}{2}$ " by $2\frac{1}{2}$ " each	0	6
54. Perforated Sector Plates	0	6
56. Instruction Manuals	1	6
57. Hooks each	0	2
58. Spring Cords, $40\frac{1}{2}$ " long	1	6
59. Collars and Set Screws each	0	4
60. Bent Strips, $2\frac{1}{2}$ " per $\frac{1}{2}$ doz.	1	0
61. Windmill Sails each	0	4
62. Cranks	0	8
63. Couplings	0	9
64. Ship's Funnels	0	2
65. Centre Forks	0	2
94. Sprocket Chains per length	1	0
95. Sprocket Wheels $2\frac{1}{2}$ " diam.	1	0
96. " " $1\frac{1}{2}$ " " " "	0	8
99. Girder Strips, $12\frac{1}{2}$ " long, $\frac{1}{2}$ doz.	3	0
100. Girder Strips, $5\frac{1}{2}$ " long, $\frac{1}{2}$ doz.	2	0
101. Healds, for Looms per doz.	1	6

Price List

No. 0.	Meccano Outfit	5/-
No. 1.	"	"	8/6
No. 2.	"	"	16/6
No. 3.	"	"	25/-
No. 4.	"	"	40/-
No. 5.	"	"	Packed in neat and well-made cardboard box	...	70/-
Do.	"	Presentation Outfit	90/-
No. 6.	"	"	"	Ditto	ditto	Packed in well-made cabinet with lock and key	...	160/-
No. 0A.	Meccano Accessory Outfit	(containing sufficient parts to convert a Meccano No. 0 into a No. 1 Outfit)	4/6
No. 1A.	"	"	"	(containing sufficient parts to convert a No. 1 into a No. 2 Outfit)	9/6
No. 2A.	"	"	"	(containing sufficient parts to convert a No. 2 into a No. 3 Outfit)	10/6
No. 3A.	"	"	"	(containing sufficient parts to convert a No. 3 into a No. 4 Outfit)	18/6
No. 4A.	"	"	"	(containing sufficient parts to convert a No. 4 into a No. 5 Outfit)	24/-
Do.	"	"	"	Packed in neat and well-made cardboard box	58/6
No. 5A.	"	"	"	(containing sufficient parts to convert a No. 5 into a No. 6 Outfit)	58/6
Do.	"	"	"	Packed in neat and well-made cardboard box	82/6
				Packed in well-made cabinet with lock and key	

Each MECCANO Outfit is complete and there is nothing further to buy. The youngest boy can commence at once without study.