

MECCANO

(Skyddsmärke N:r. 296321, 16737, 501113, 12240)

HORNBY'S ORIGINAL SYSTEM—FÖRSTA GÅNGEN PATENTERAT 1901

ANVISNINGSBOK

UTRUSTNING

N:r 0

Utgivningsrät över hela världen

Meccano Limited, Liverpool, England

Pris :
Kr.
0.75

N:r 32.0

MECCANO

Hornbys Original System, första gången patenterat 1901


Meccano är mer än en leksak

Ingen utrustning är äkta, så framt den icke bär varumärket Meccano

INNEHÅLL AV UTRUSTNINGEN N:r 0

| N:r | | N:r | | N:r | |
|-----|--|-----|---------------------------------------|------|--|
| 2 | Perforerade remsor, 14 cm. .. 4 | 24 | Centerskivor 1 | 52 | Perforerade flänsplåtar, 14 cm. × 6 cm. 1 |
| 5 | ” ” 6 ” 9 | 34 | Skruvnyckel 1 | 56B | Instruktionsböcker, N:r 0 1 |
| 10 | Flata hållare 4 | 35 | Fjäderklämmare 6 | 57c | Krokar belastade (små) 1 |
| 11 | Dubbla hållare 2 | 36 | Skruvmejslar 1 | 90A | Bågremsor, 6 cm., liten radie .. 4 |
| 12 | Vinkelhållare, 12 × 12 mm. 8 | 37 | Muttrar och bultar, 5 mm. .. 16 | 111c | Bultar, 9½ mm. 6 |
| 16 | Axelstänger, 9 cm. 2 | 37A | Muttrar 6 | 125 | Omvända vinkelhållare, 12 mm. .. 2 |
| 17 | ” 5 ” 2 | 44 | Knäböjda remsor 1 | 126 | Vinkelbockade fästplåtar 2 |
| 19s | Vevar (Små) 1 | 48A | Stora böjda remsor, 60 mm. × 12 mm. 2 | 126A | Flata fästplåtar 2 |
| 22 | Linhjul, med medelpunktsnaf och klämskruv 25 mm. diameter .. 4 | | | | |
| 23 | Linhjul, utan medelpunktsnaf och klämskruv, 12 mm. diameter .. 1 | | | | |

*Amatörer idag—
experter imorgen*



LITET PRAT MED NYBÖRJARE I MECCANO

Meccano-satser n:r 000 och n:r 00 utgöra grunden för Meccano-systemet. Därefter kommer n:r 0, med vilken man kan konstruera hundratals modeller, var och en med sin motsvarighet i verkligheten. När ni gjort alla modeller, som äro upptagna i denna handbok, äro ni mogna för att bygga större saker, vilket möjliggöres genom anskaffande av nya delar. Köper ni då en kompletteringssats n:r 0A förvandlas n:r 0 till n:r 1. Med denna utrustning kan byggas många fler modeller, däribland större och bättre kranar, broar, vagnar, väderkvarnar, etc.

KOMPLETTERINGSSATSER

Man bör komma ihåg, att varje sats (med undantag av n:r 000) kan förvandlas till en närmast större genom en kompletteringssats. Således får ni av n:r 0 en n:r 1 genom att öka den förra med n:r 0A. En n:r 1A blir till en n:r 2 o.s.v. I den mån ni gör framsteg i Meccano, skaffar ni alltså större sortering Meccano-delar såsom kugghjul, linhjul, snäckskruvar, kopplingar, vevar och en hel del andra maskindelar. Tack vare dessa kan lätt konstruera rätt invecklad maskiner. Vad som framför allt gör Meccano till en så underbar sak är att det är verklig ingenjörsvetenskap, en fascinerande och angenäm hobby, och dock så enkel att även nybörjare kunna delta i nöjet utan att i förväg ha studerat eller lärt sig något.

HUR MAN BYGGER MED MECCANO

Först byggas modellerna precis som de äro avbildade och sedan försöker man förbättra var och en av dem. Varje modell kan göras på ett dussintal olika sätt. Skruva fast alla muttrar och bultar ordentligt, och ni kan i timal roa Er med de saker, som byggs, vagnar, kranar, signalställ, o.s.v.


EN MECCANO-POJKS LIV

En Meccano-pojke är den lyckigaste i världen. Han bygger modeller efter Meccanos instruktionsböcker, finner upp nya modeller, deltar i tävlingar som anordnas varje år, är medlem i Meccano-klubbar och genom att bära klubbmärke visar han sin samhörighet med tusentals andra Meccano-pojkar över hela världen. Han läser regelbundet Meccano-Magazinet och brevväxlar med sin vän redaktören, när det faller honom in. Aldrig behöver han ha det långsamt, ty han är alltför upptagen och lycklig för att råka i grubblerier.


Meccano-Magasinet är Meccano-pojkarnas nyhetsförmedlare. Däri äro upptagna de senaste Meccano-modellerna och det står omtalat vad klubbarna ha för sig, hur det går till att brevväxla med andra Meccano-pojkar, vilka tävlingar som pågå, etc. Vidare innehåller tidningen utmärkta artiklar om ämnen, som behandla järnvägar, märkliga uppfinningar, senaste patent, radio, frimärken, fotografering, böcker och allt möjligt annat, som intresserar pojkar, däribland förslag till nya Meccano-delar samt korrespondenspalter, i vilka redaktionen besvarar läsarnas förfrågningar. Tidningen utkommer den 1 varje månad. Tillskriv "The Editor, Meccano Magazine, Old Swan, Liverpool, England."

Dessa modeller kunna byggas med Meccano-utrustning n:r 00

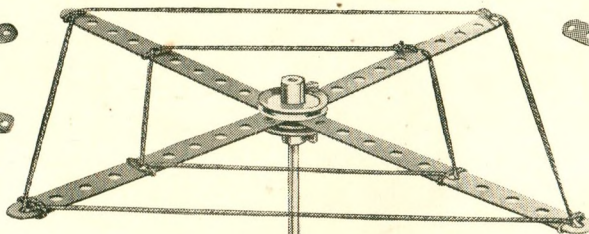
Modell n:r 00.1 Bord



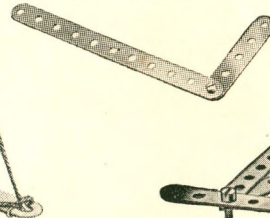
Modell n:r 00.3
Passare



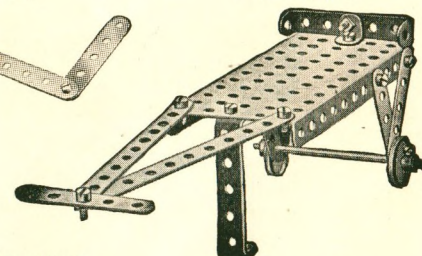
Modell n:r 00.8 Klädhängare




Modell n:r 00.12
Vinkelhake




Modell n:r 00.16
Varvskärta




Modell n:r 00.4 Bänk



Modell n:r 00.2
Köttsåg

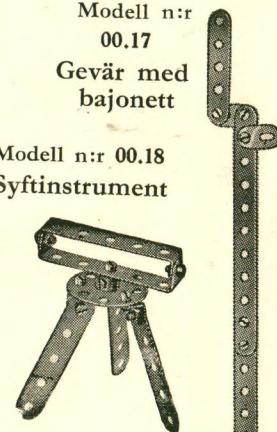


Modell n:r 00.13 Disk




Modell n:r
00.17
Gevär med
bajonett

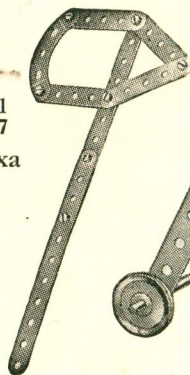
Modell n:r 00.18
Syftinstrument



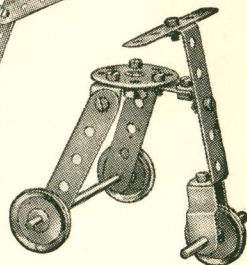
Modell n:r 00.5
Handkärta



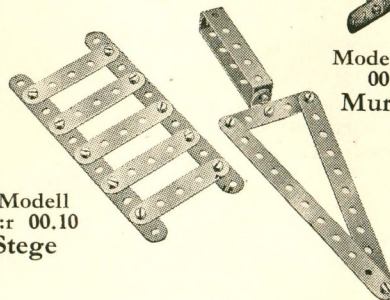
Modell
n:r 00.7
Brandyxa




Modell n:r 00.9
Velociped




Modell
n:r 00.10
Stege



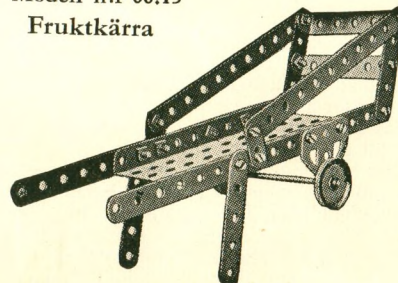
Modell n:r
00.14
Murslev




Modell n:r 00.6
Plog




Modell n:r 00.15
Fruktkärta



Modell n:r 00.11 Drög




Modell n:r 00.19 Plankärria



Modell n:r
00.20
Spade




Modell n:r
00.21
Cement-
press




Modell n:r 00.22 Motorbåt



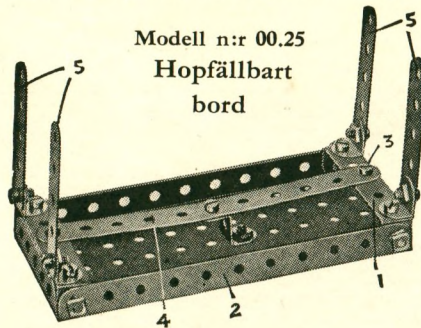
Modell n:r
00.23
Gipsgjutar-
stöd



Modell n:r 00.24
Ränna



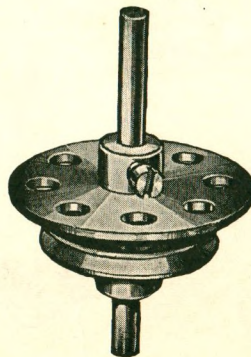
Modell n:r 00.25
Hopfällbart
bord




60×12 mm. dubbelvinkelremsorna 1 fästas vid 14×6 cm. flänsplåtar 2 medelst bultar och låsmuttrar. Bultarna 3 fästas vid 14 cm. remsorna 4, och deras kärnor passa in i mitthålen å 60×12 mm. dubbelvinkelremsorna 1, varigenom benen 5 hållas upprätta. När man vill fälla ihop benen 5, behöver man blott höja ändarna av remsorna 4, så att dubbelvinkelremsorna 1 bli fria. Bordet visas hopfällt i fig. 00.25A.

Fig. 00.25A

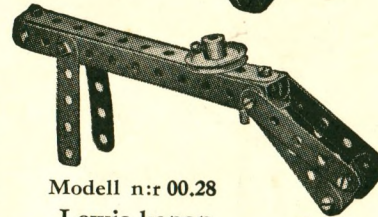
Modell n:r 00.26
Snurra



Modell n:r 00.27 Plantralla




Modell n:r
00.32
Potatis-stöt




Modell n:r 00.28
Lewis kanon



Modell n:r 00.29 Strömbrytare



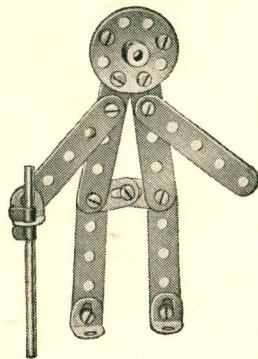
Modell n:r 00.30
Murslev




Modell n:r 00.31
Bagagevagn



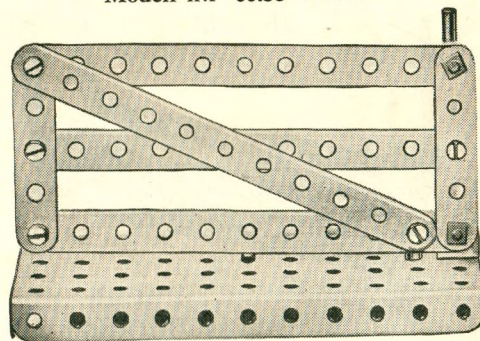
Modell n:r 00.33
Meccano-man



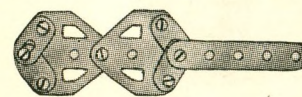
Modell n:r 00.36
Kanon



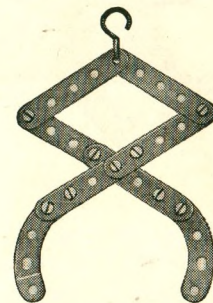
Modell n:r 00.38 Grind




Modell n:r 00.42
Fiol




Modell n:r 00 44
Friktionsgripklo




Modell n:r 00.43
Handduks-
hängare



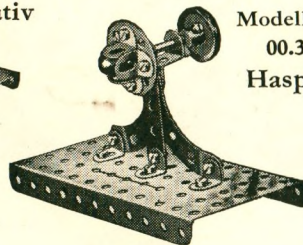
Modell n:r
00.37
Fågelbur
med
stativ



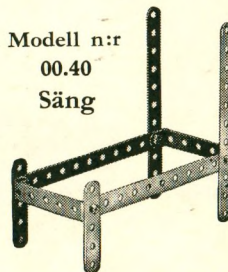
Modell n:r 00.34
Strykmått



Modell n:r
00.39
Haspel




Modell n:r
00.40
Säng




Modell n:r 00.45
Raka



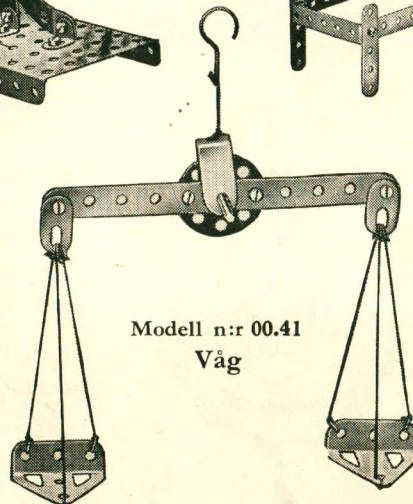
Modell n:r 00.35 Spärr




Modell n:r 00.46
Trädgårdssoffa




Modell n:r 00.41
Våg




Modell n:r 00.47
Trappstege




Modell n:r 00.50
Babysäng



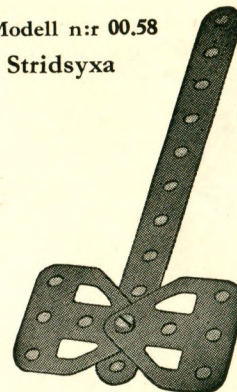
Modell n:r 00.53 Bord




Modell n:r 00.55
Angare



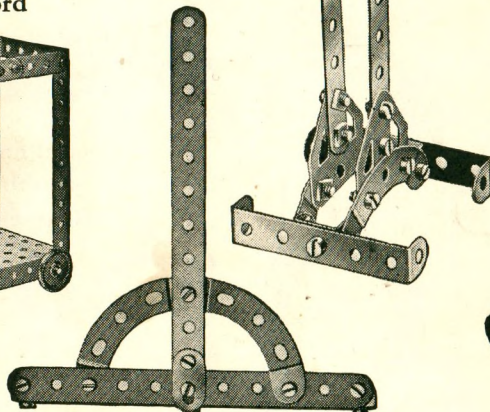
Modell n:r 00.58
Stridsyx




Modell n:r 00.51
Serveringsbord




Modell n:r 00.52
Raka




Modell n:r 00.56
Ankare




Modell n:r 00.57
Grussikt




Modell n:r 00.48
Struts



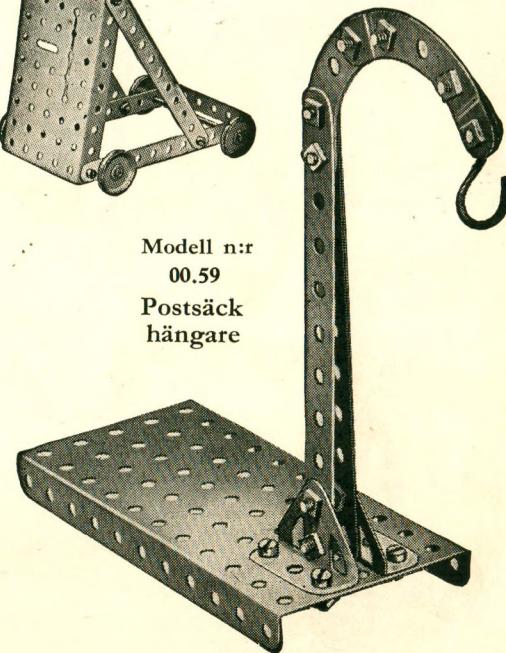
Modell n:r 00.49
Bokstöd



Modell n:r 00.54 Virkeskärria




Modell n:r
00.59
Postsäck
hängare

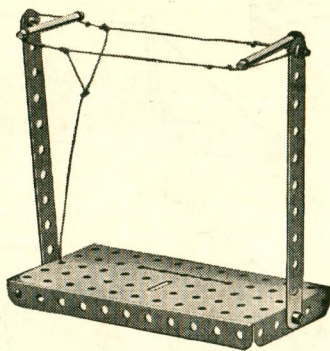


Dessa modeller kunna byggas med Meccano-utrustning n:r 00

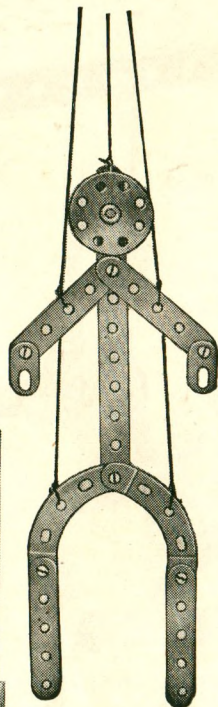
Modell n:r 00.60
Ryssjeantenn




Modell n:r 00.62
Dubbel L-antenn



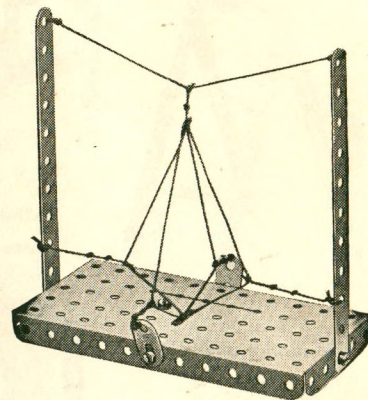
Modell n:r 00.64
Sprattelgubbe



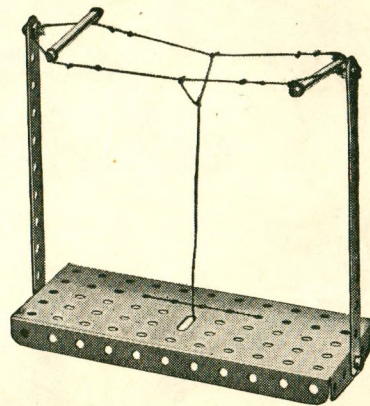
Modell n:r 00.66
Enkel
T-antenn




Modell n:r 00.68
Pejlan



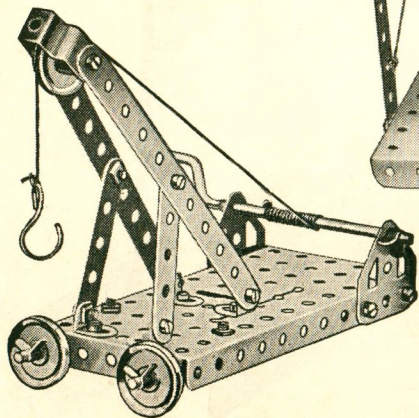
Modell n:r 00.67
Dubbel
T-antenn




Modell n:r 00.69
Gunga



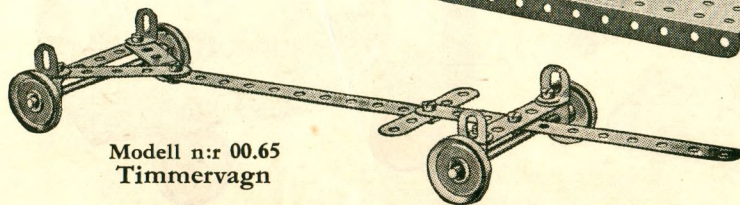
Modell n:r 00.61
Roterande kran



Modell n:r 00.63
Enkel
L-antenn

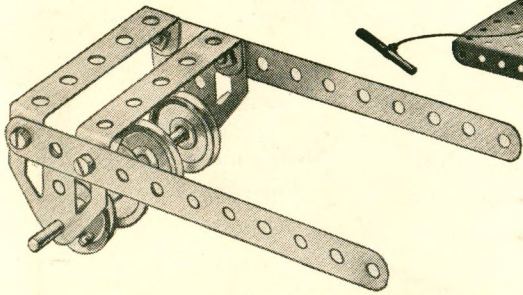


Modell n:r 00.65
Timmervagn




Dessa modeller kunna byggas med Meccano-utrustning n:r OO


Modell n:r 00.70 Åkervält



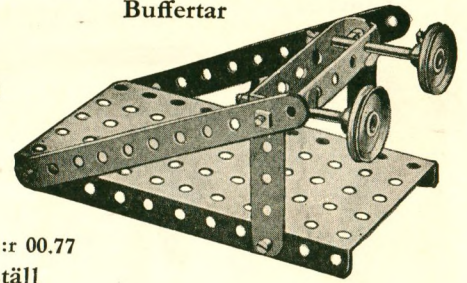
Modell n:r 00.73
Ostskärare



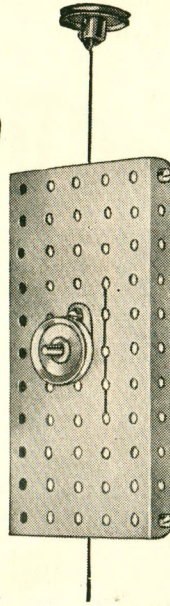
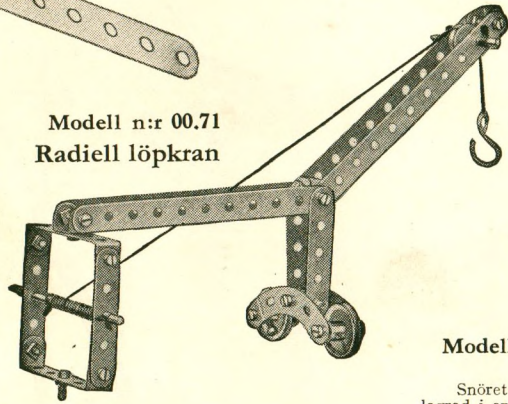
Modell n:r 00.76
Telegrafnyckel



Modell n:r 00.79
Buffertar



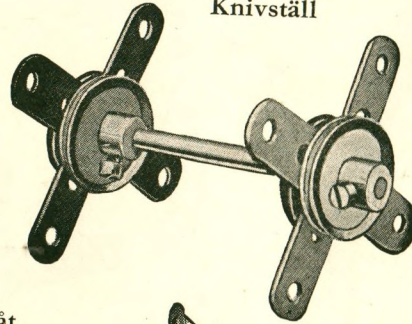
Modell n:r 00.71
Radiell löpkran



Modell n:r 00.74 Magisk plåt


Snöret slås runt en 5 cm. axel, som är lagrad i en flat hållare och en 2½ cm. omvänd vinkelhållare, vilka fastskruvas vid plåten. Då snöret hålles löst, faller plåten, men så snart det sträkes, blir plåten orörlig.

Modell n:r 00.77
Knivställ



Modell n:r 00.80
Ramantenn

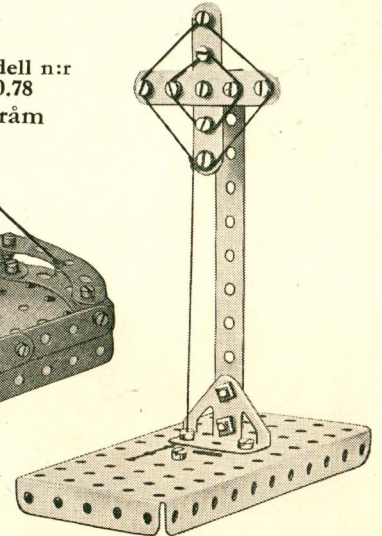
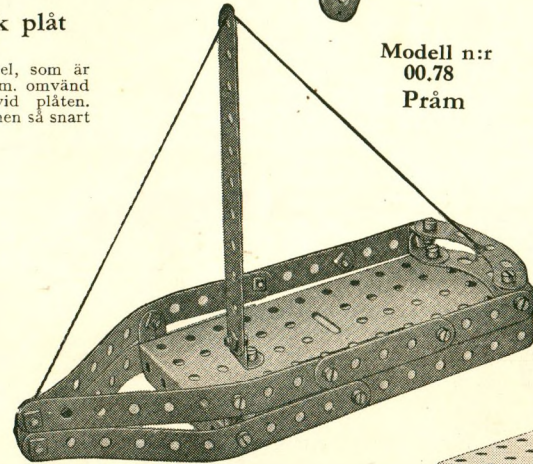
Modell n:r
00.72
Järnvägs-
signal



Modell n:r 00.75
Skärmaskin




Modell n:r
00.78
Präm




Dessa modeller kunna byggas med Meccano-utrustning n:r 00

Modell n:r 00.81
Vägvisare
för 2 vägar




Modell n:r 00.82
Konservbrytare




Modell n:r 00.83 Pincett




Modell n:r 00.84
Passare




Modell n:r 00.86
Magasinskärra



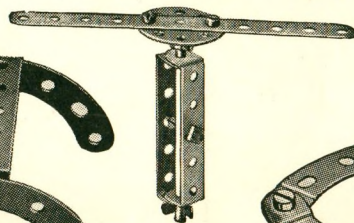
Modell n:r 00.87 Promenadkäpp



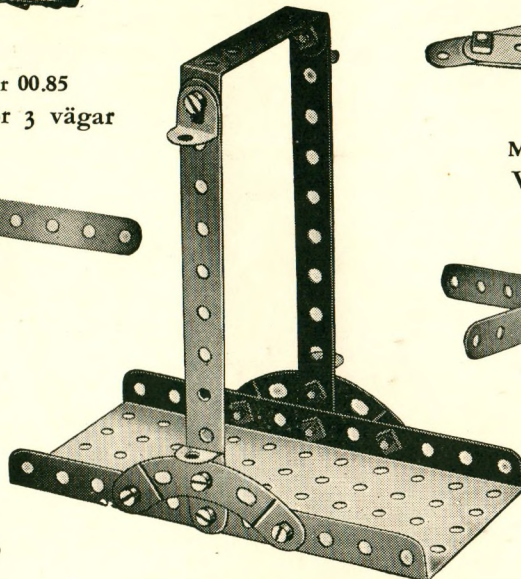
Modell n:r 00.85
Vägvisare för 3 vägar




Modell n:r 00.89
Propeller



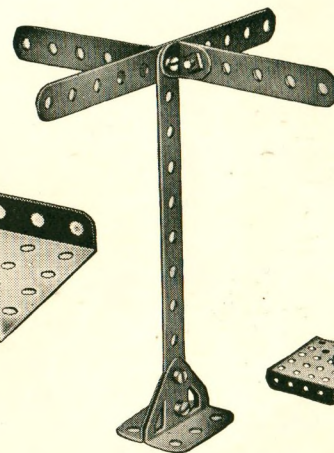
Modell n:r 00.88
Lyftvagn



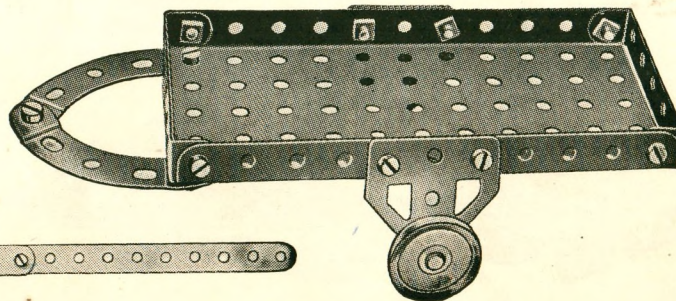
Modell n:r 00.90
Rakkniv



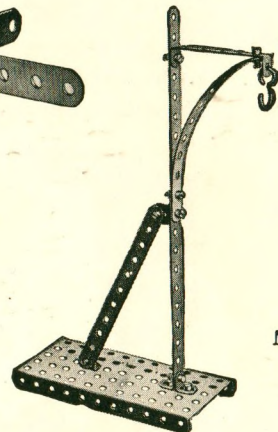
Modell n:r 00.91
Vägvisare för
4 vägar




Modell n:r 00.93 Låg kärra




Modell n:r 00.92
Postsäck-
hängare




Modell n:r 00.95
Gatlykta



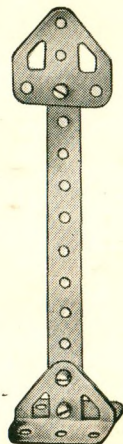
Modell n:r 00.94
Vågskylt






Modell n:r 00.96
Bagagevagn

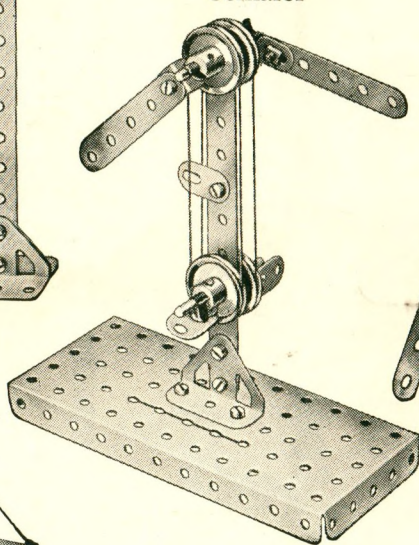
Modell n:r 00.99
Vägskylt



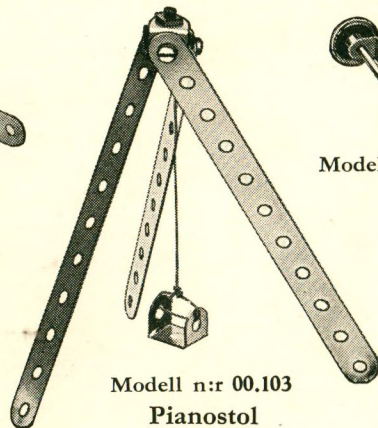
Modell n:r 00.100 Luftskepp



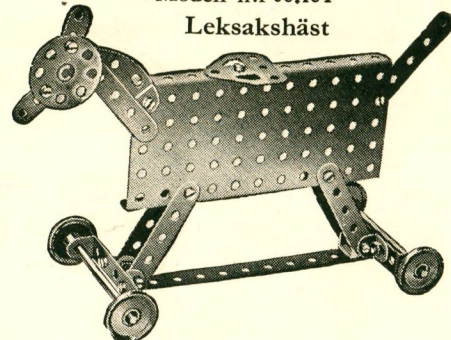
Modell n:r 00.101
Semafor



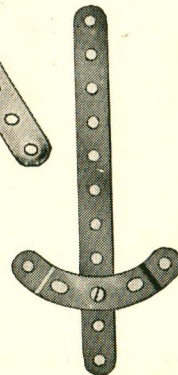
Modell n:r 00.102
Trefot





Modell n:r 00.104
Leksakshäst



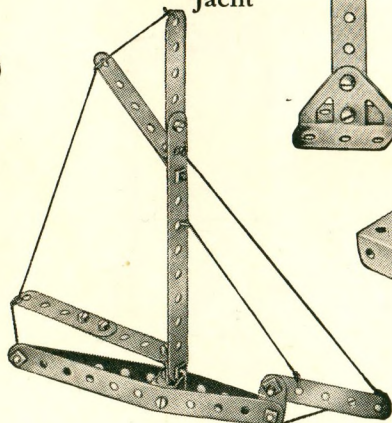
Modell n:r 00.105
Svärd



Modell n:r 00.106
Paraplyställ

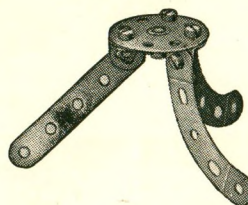


Modell n:r 00.97
Vägvisare
för
1 väg

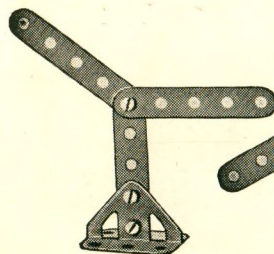


Modell n:r 00.98
Jacht

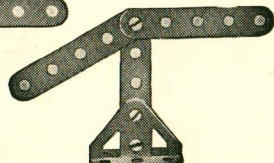
Modell n:r 00.103
Pianostol



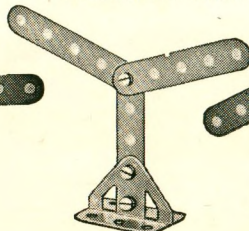
Modeller n:r 00.107—00.114 Lutningsvisare



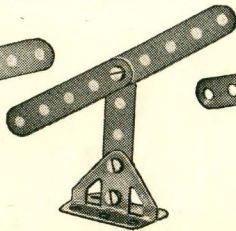
00.107



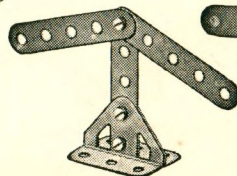
00.108




00.109



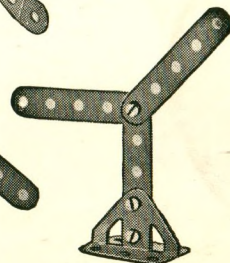
00.110



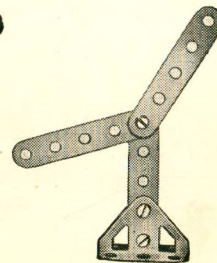
00.111



00.112



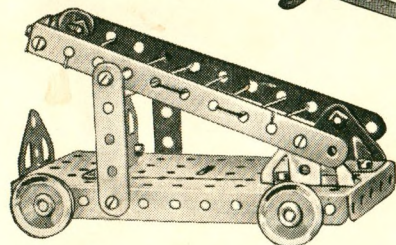
00.113



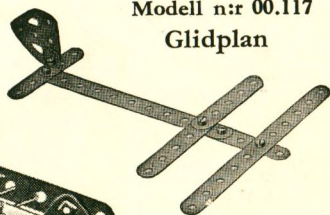
00.114

Dessa modeller kunna byggas med Meccano-utrustning n:r 00

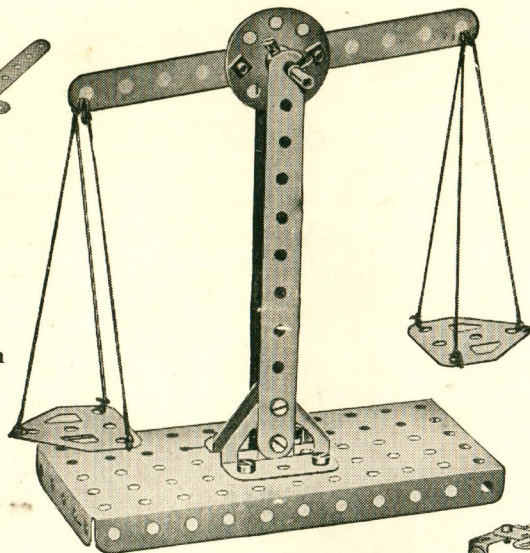
Modell n:r 00.115
Brandstege




Modell n:r 00.117
Glidplan




Modell n:r 00.120 Våg



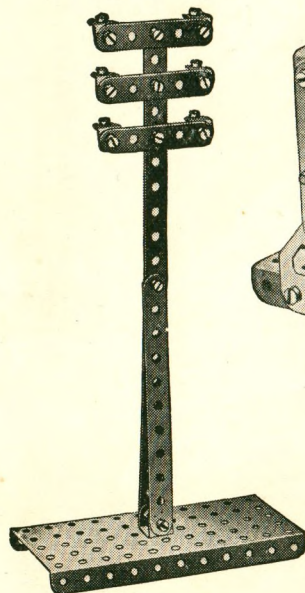
Modell n:r 00.122
Hund




Modell n:r 00.125
Racerbil




Modell n:r 00.116
Telegrafstolpe



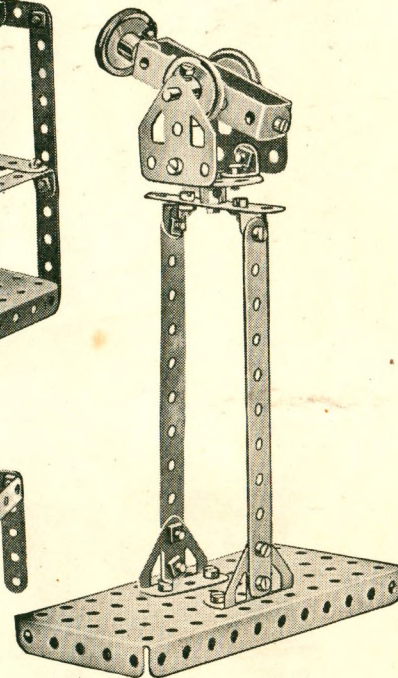
Modell n:r
00.118
Stampkvarn



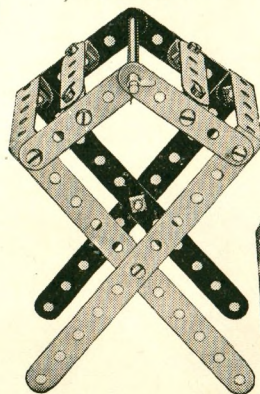
Modell n:r 00.123
Orgel



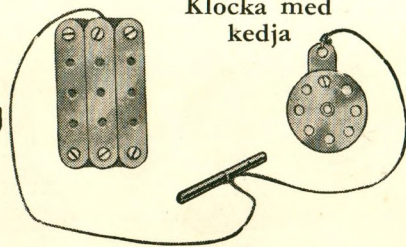
Modell n:r 00.126
Strålkastare



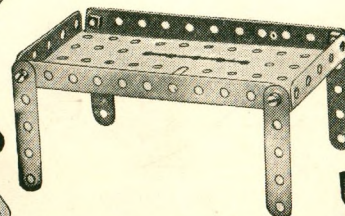
Modell n:r 00.121
Klädtkorg



Modell n:r 00.119
Klocka med
kedja

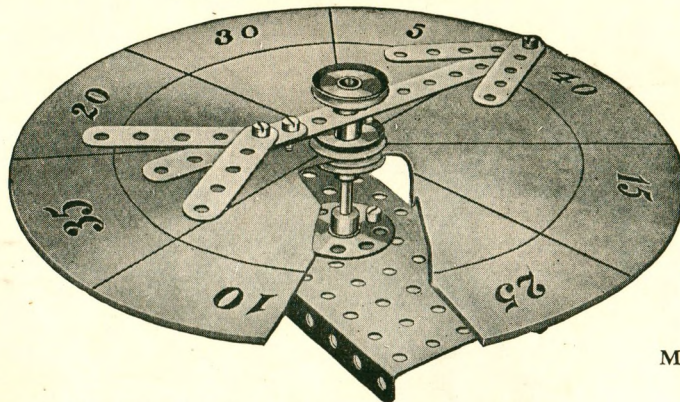


Modell n:r 00.124
Ho



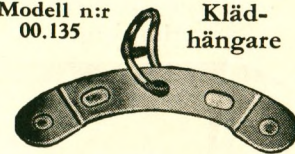
Dessa Modeller kunna byggas med Meccano-utrustning n:r 00

Modell n:r 00.132 Rulett

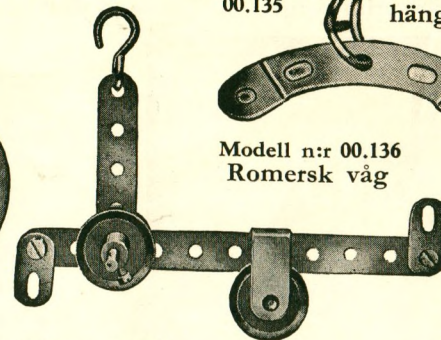


Modell n:r 00.135

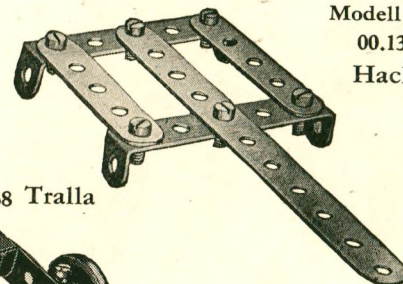
Kläd-hängare




Modell n:r 00.136 Romersk våg



Modell n:r 00.137 Halster




Modell n:r 00.139 Hacka




Skär ut ett cirkelrunt pappstycke och indela det som bilden visar, så att det bildar nummerbord. Skivan fastsättes mellan två 2½ cm. linhjul. Pilen svänger trettio kring den upprättstående axelstängan och fixeras till sitt läge av ett annat 2½ cm. linhjul.


Modell n:r 00.133 Axelledning




Modell n:r 00.138 Tralla




Modell n:r 00.140 Brasbänk



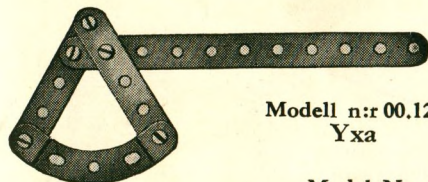
Modell n:r 00.134 Stocksåg



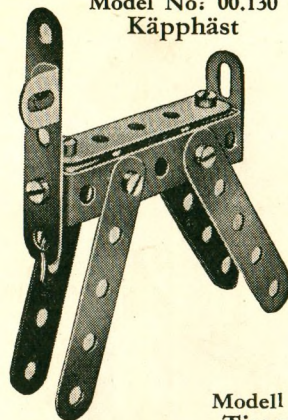
Modell n:r 00.131 Timmersläpa



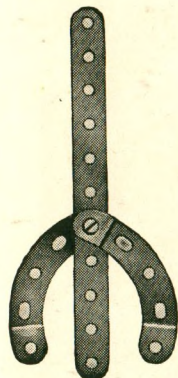
Modell n:r 00.127 Yxa



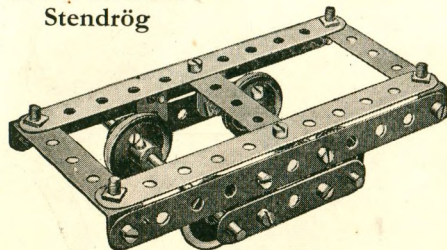
Model No: 00.130 Käpphäst



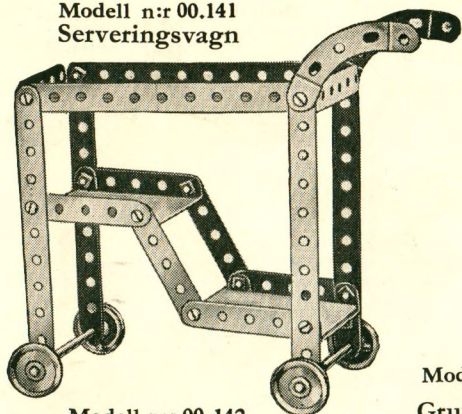
Modell n:r 00.128 Gaffel




Modell n:r 00.129 Stendrög



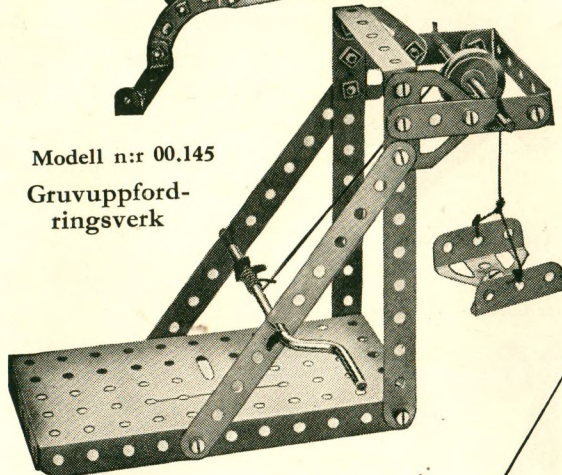
Modell n:r 00.141
Serveringsvagn



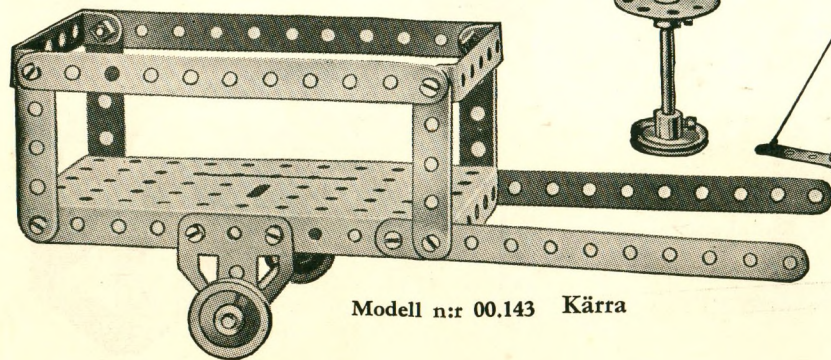
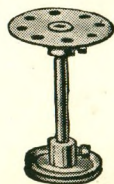
Modell n:r 00.142
Takfläkt



Modell n:r 00.145
Gruvuppföringsverk




Modell n:r 00.146 Stol

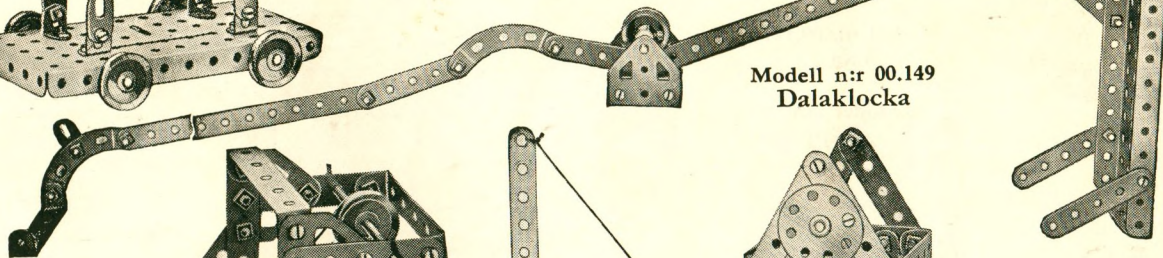


Modell n:r 00.143 Kärra

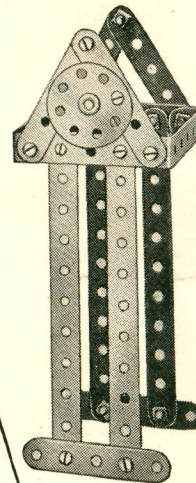
Dessa Modeller kunna byggas med Meccano-utrustning n:r 00
Modell n:r 00.144 Virkesvagn




Modell n:r 00.147
Hangbana



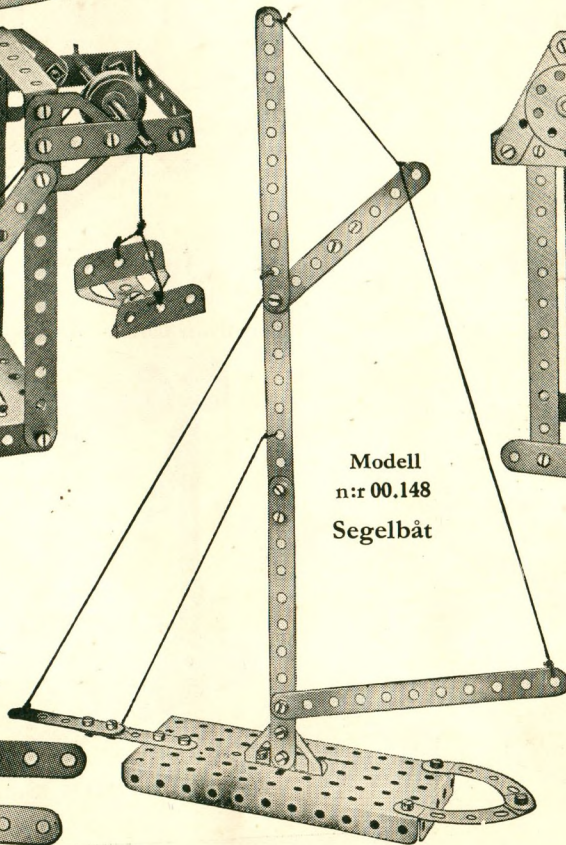
Modell n:r 00.149
Dalaklocka




Modell n:r 00.150
Klockställ



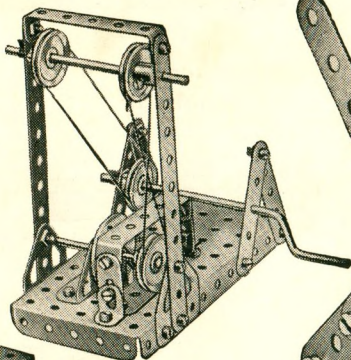
Modell
n:r 00.148
Segelbåt



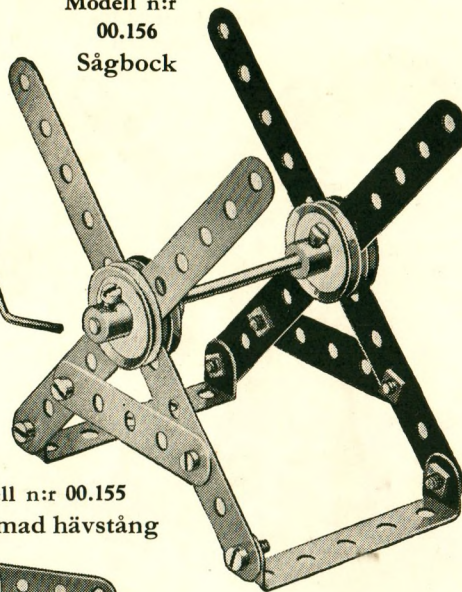
Modell n:r 00.151
Handduksställning




Modell n:r 00.154
Cirkelsåg




Modell n:r 00.156
Sågbock




Modell n:r 00.158
Dressin



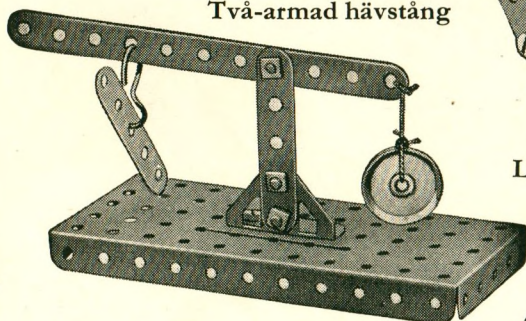
Modell n:r 00.160
Axelledning



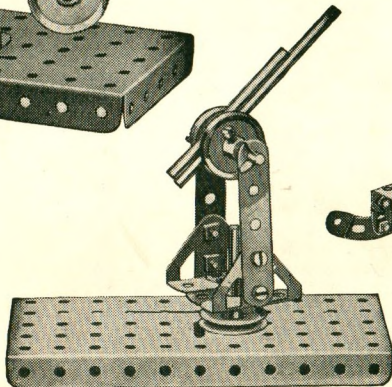
Modell n:r 00.152
Pennställ



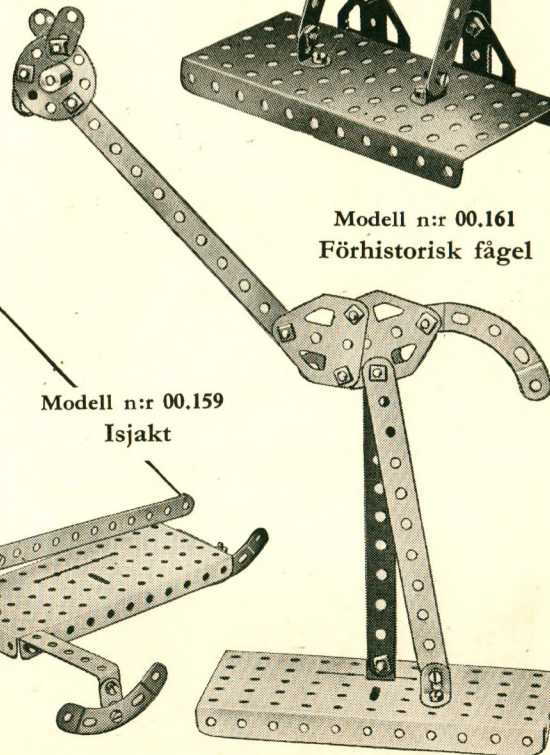
Modell n:r 00.155
Två-armad hävstång



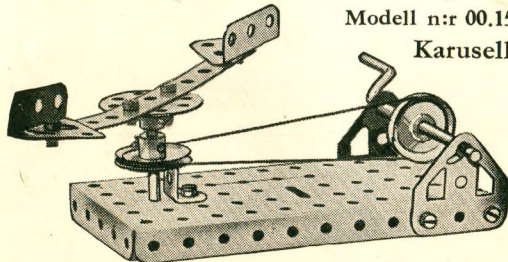
Modell n:r 00.157
Luftförsvarskanon



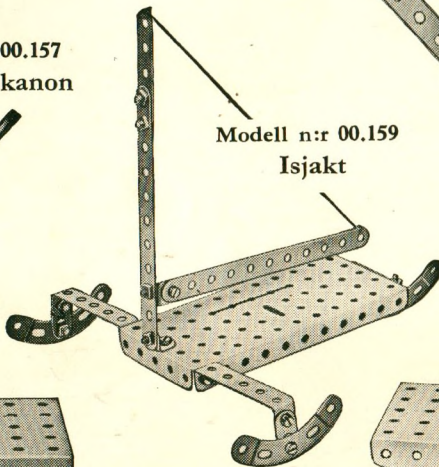
Modell n:r 00.161
Förhistorisk fågel



Modell n:r 00.153
Karusell




Modell n:r 00.159
Isjakt

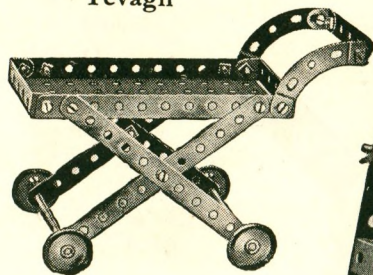


Dessa modeller kunna byggas med Meccano-utrustning n:r 00


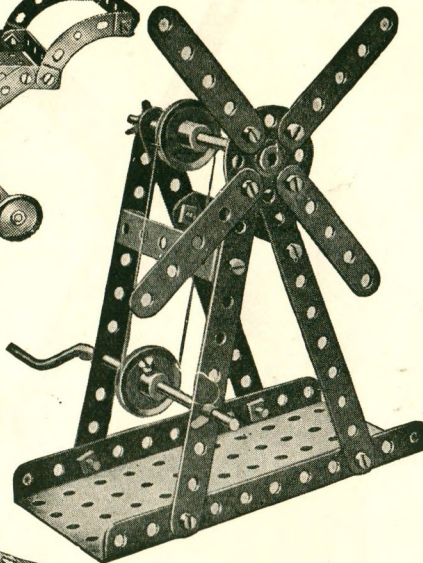
Modell n:r 00.162
Båglampa




Modell n:r 00.164
Tevagn



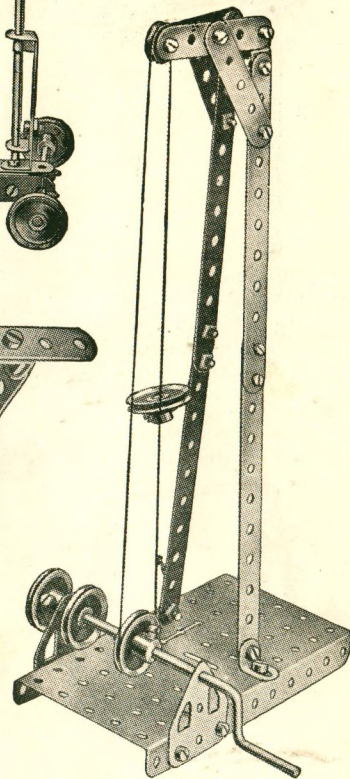
Modell n:r 00.166
Väderkvarn



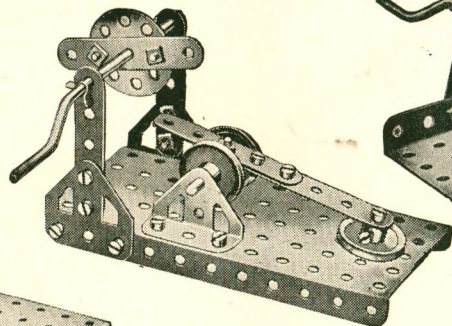
Modell n:r 00.168
Sängbord



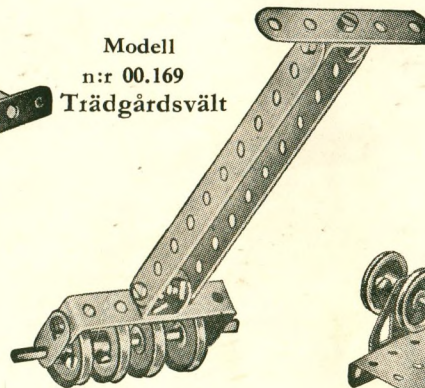
Modell n:r 00.170
Förtöjningsmast
för luftskepp



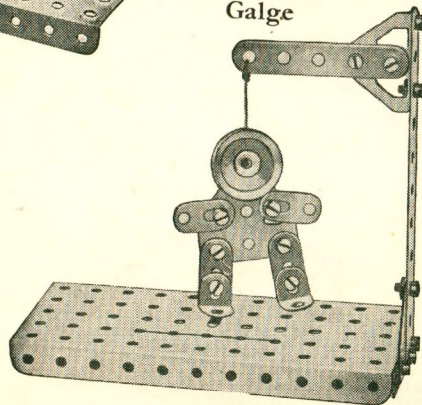
Modell n:r 00.165
Hammare




Modell
n:r 00.169
Trädgårdsvält



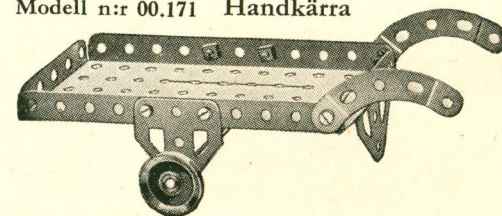
Modell n:r 00.167
Galge



Modell n:r 00.163
Rullstol

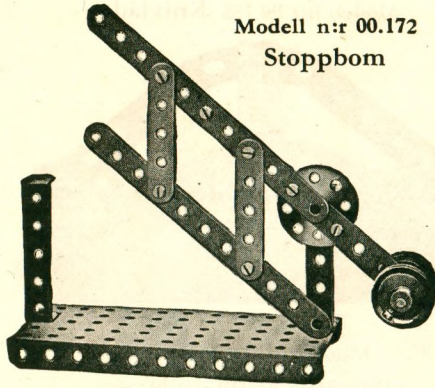


Modell n:r 00.171 Handkärra




Dessa modeller kunna byggas med Meccano-utrustning n:r OO

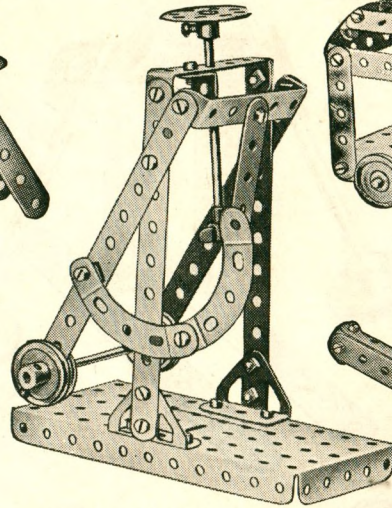
Modell n:r 00.172
Stoppbom




Modell n:r 00.174
Blomkruks-
ställ



Modell n:r 00.176
Brevväg




Modell n:r 00.178
Salongsvagn

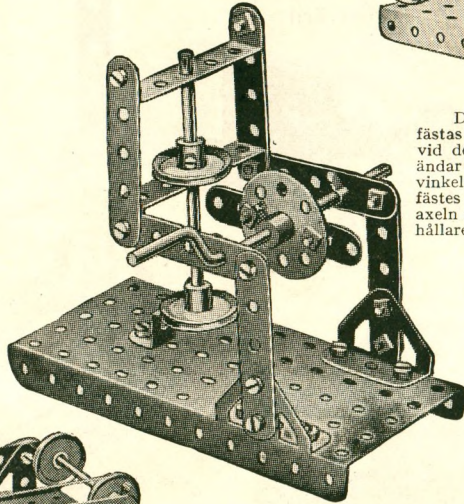


Modell n:r 00.180
Katapult

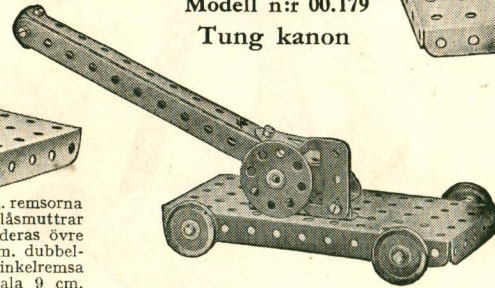
Den svängbara armen är vid basen fäst medelst en elastisk snodd, som ej ingår i utrustningen.



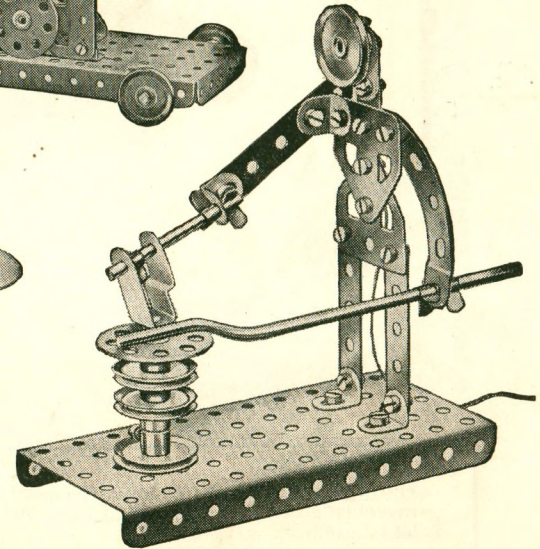
Modell n:r 00.175
Malkross




Modell n:r 00.179
Tung kanon



Modell n:r 00.181
Smed

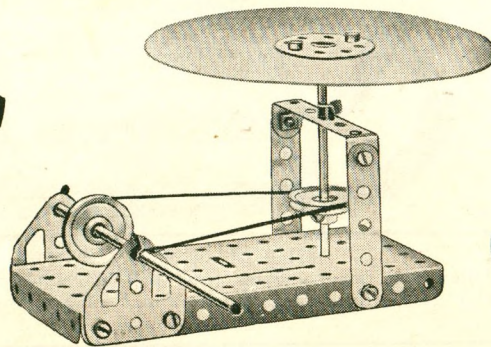


Modell n:r 00.173
Brunnsbott



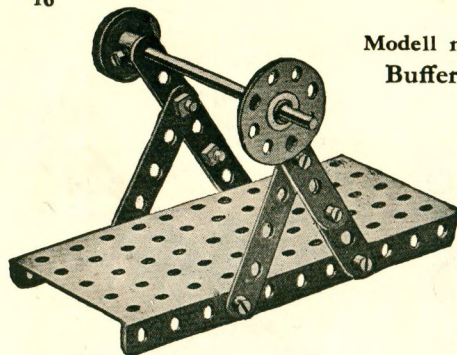
De med tyngd försedda 14 cm. remsorna fästas ledbart medelst bultar och låsmuttrar vid de vertikala remsorna, och deras övre ändar förenas med en 60x12 mm. dubbelvinkelremsa. Denna dubbelvinkelremsa fästes i sin tur vid den vertikala 9 cm. axeln medelst en 6 cm. remsa och en vinkelhållare.

Modell n:r 00.177 Lustiga hjulet




Dessa modeller kunna byggas med Meccano-utrustning n:r 00


Modell n:r 00.182
Buffertstång



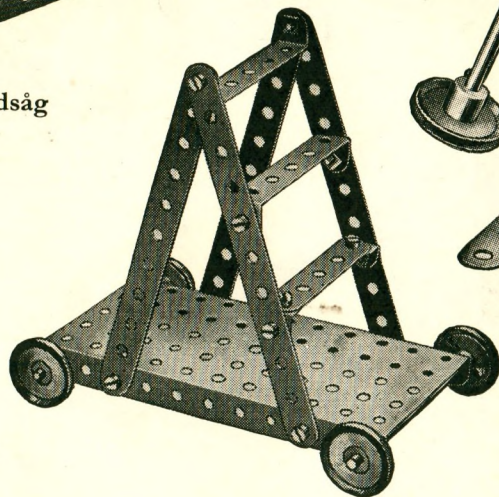
Modell n:r 00.185
Skidlöpare




Modell n:r 00.188 Knivlåda




Modell n:r 00.184
Trappstege på
hjul




Modell n:r 00.183 Bandsåg




Modell n:r 00.189
Trädgårds-slangvinda



Modell n:r 00.186
Bröstvörn



Modell n:r 00.187 Släde



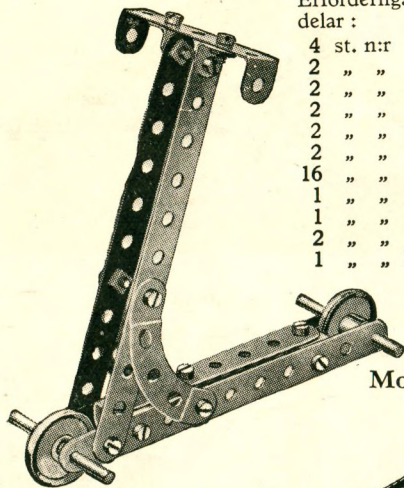
HUR MAN FORTSÄTTER

Härmed avslutas våra exempel på modeller, som kunna göras med MECCANO-utrustning n:r 00. Följande modeller äro något mera invecklade och fordra ett antal extra delar. De erforderliga delarna finnas alla i kompletteringsats n:r 00A, vars pris kan erhållas i närmaste leksaksaffär.

Modell n:r 0.1 Sparkcykel

Erforderliga delar :


| | | |
|----|---------|------|
| 4 | st. n:r | 2 |
| 2 | " " | 5 |
| 2 | " " | 11 |
| 2 | " " | 12 |
| 2 | " " | 17 |
| 2 | " " | 22 |
| 16 | " " | 37 |
| 1 | " " | 37A |
| 1 | " " | 48A |
| 2 | " " | 90A |
| 1 | " " | 111c |



Modell n:r 0.4 Skjutvagn

Erforderliga delar :


| | | | | | |
|----|---------|-----|---|---------|------|
| 2 | st. n:r | 16 | 1 | st. n:r | 52 |
| 4 | " " | 22 | 4 | " " | 90A |
| 16 | " " | 37 | 2 | " " | 126 |
| 2 | " " | 48A | 2 | " " | 126A |




Modell n:r 0.7 Hundkoja

Erforderliga delar :

| | | |
|----|---------|------|
| 3 | st. n:r | 2 |
| 8 | " " | 5 |
| 6 | " " | 12 |
| 16 | " " | 37 |
| 4 | " " | 37A |
| 2 | " " | 48A |
| 1 | " " | 52 |
| 2 | " " | 90A |
| 4 | " " | 111c |



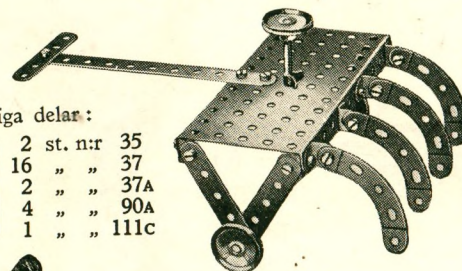
Modell n:r 0.3 Tippvagn



Modell n:r 0.5 Hästräfsa

Erforderliga delar :

| | | | | | |
|---|---------|----|----|---------|------|
| 1 | st. n:r | 2 | 2 | st. n:r | 35 |
| 5 | " " | 5 | 16 | " " | 37 |
| 8 | " " | 12 | 2 | " " | 37A |
| 1 | " " | 17 | 4 | " " | 90A |
| 3 | " " | 22 | 1 | " " | 111c |



Modell n:r 0.8 Hackelsemaskin

Erforderliga delar :

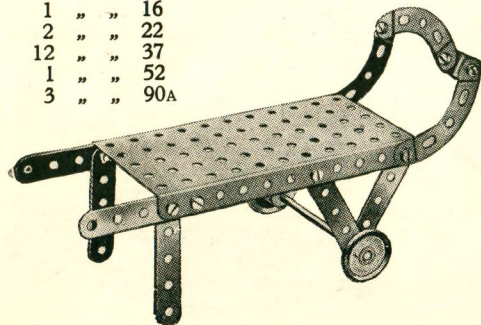
| | | | | | |
|---|---------|-----|----|---------|------|
| 2 | st. n:r | 2 | 1 | st. n:r | 24 |
| 8 | " " | 5 | 2 | " " | 35 |
| 1 | " " | 11 | 16 | " " | 37 |
| 2 | " " | 12 | 5 | " " | 37A |
| 1 | " " | 16 | 1 | " " | 40 |
| 1 | " " | 19s | 1 | " " | 52 |
| 2 | " " | 22 | 5 | " " | 111c |
| | | | 2 | " " | 125 |

Modell n:r 0.2

Tvåhjulig bagagekärra

Erforderliga delar :

| | | |
|----|---------|-----|
| 2 | st. n:r | 2 |
| 6 | " " | 5 |
| 2 | " " | 12 |
| 1 | " " | 16 |
| 2 | " " | 22 |
| 12 | " " | 37 |
| 1 | " " | 52 |
| 3 | " " | 90A |



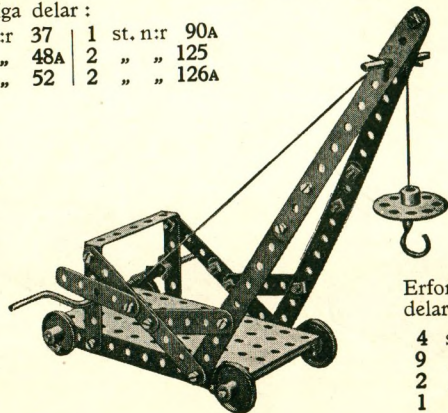
Erforderliga delar :

| | | | | | | | | |
|---|---------|----|----|---------|-----|---|---------|------|
| 7 | st. n:r | 5 | 15 | st. n:r | 37 | 1 | st. n:r | 90A |
| 2 | " " | 16 | 2 | " " | 48A | 2 | " " | 125 |
| 4 | " " | 22 | 1 | " " | 52 | 2 | " " | 126A |

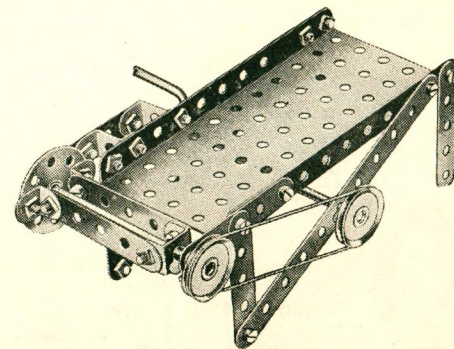
Modell n:r 0.6 Lyftkran med utliggare

Erforderliga delar :

| | | |
|---|---------|----|
| 4 | st. n:r | 2 |
| 9 | " " | 5 |
| 2 | " " | 16 |
| 1 | " " | 17 |

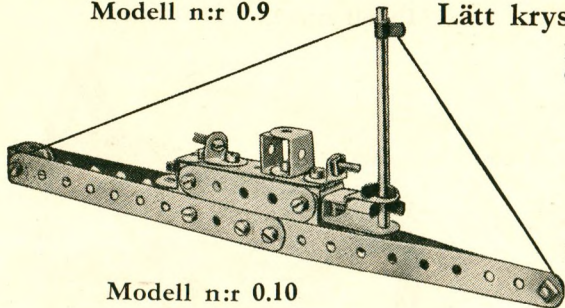


| | | |
|----|---------|------|
| 1 | st. n:r | 19s |
| 4 | " " | 22 |
| 1 | " " | 23 |
| 1 | " " | 24 |
| 4 | " " | 35 |
| 16 | " " | 37 |
| 1 | " " | 37A |
| 1 | " " | 40 |
| 1 | " " | 48A |
| 1 | " " | 52 |
| 1 | " " | 57c |
| 1 | " " | 111c |



Dessa modeller kunna byggas med Meccano-utrustning n:r O eller n:r OO och OOA

Modell n:r 0.9



Lätt kryssare

Modell n:r 0.13 Medalj

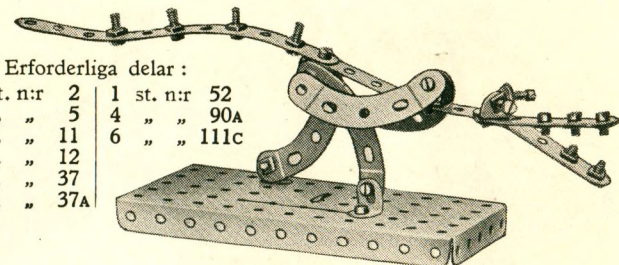
Modell n:r 0.14 Förhistorisk fågel

Erforderliga delar:

| | | |
|----|---------|------|
| 4 | st. n:r | 2 |
| 3 | " " | 5 |
| 4 | " " | 10 |
| 2 | " " | 11 |
| 7 | " " | 12 |
| 1 | " " | 16 |
| 3 | " " | 35 |
| 16 | " " | 37 |
| 6 | " " | 37A |
| 1 | " " | 40 |
| 1 | " " | 44 |
| 6 | " " | 111c |
| 1 | " " | 125 |

Erforderliga delar:

| | | | | | |
|----|---------|-----|---|---------|------|
| 2 | st. n:r | 2 | 1 | st. n:r | 52 |
| 1 | " " | 5 | 4 | " " | 90A |
| 2 | " " | 11 | 6 | " " | 111c |
| 4 | " " | 12 | | | |
| 14 | " " | 37 | | | |
| 8 | " " | 37A | | | |




Modell n:r 0.10

Trehjulig bil

Erforderliga delar:

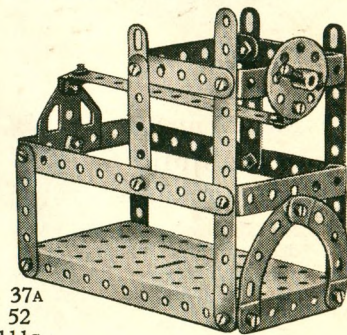
| | | | | | | | | |
|---|---------|----|---|---------|----|---|---------|------|
| 2 | st. n:r | 2 | 1 | st. n:r | 17 | 2 | st. n:r | 37A |
| 3 | " " | 5 | 3 | " " | 22 | 1 | " " | 48A |
| 2 | " " | 10 | 1 | " " | 23 | 2 | " " | 111c |
| 8 | " " | 12 | 1 | " " | 24 | 2 | " " | 126 |
| 1 | " " | 16 | 6 | " " | 37 | | | |



Modell n:r 0.16 Kyrka

Erforderliga delar:

| | | | | | | | | | | | |
|---|---------|----|----|---------|----|---|---------|-----|---|---------|------|
| 4 | st. n:r | 2 | 2 | st. n:r | 12 | 6 | st. n:r | 37A | 2 | st. n:r | 90A |
| 8 | " " | 5 | 1 | " " | 24 | 4 | " " | 48A | 6 | " " | 111c |
| 3 | " " | 10 | 16 | " " | 37 | 1 | " " | 52 | 1 | " " | 126A |

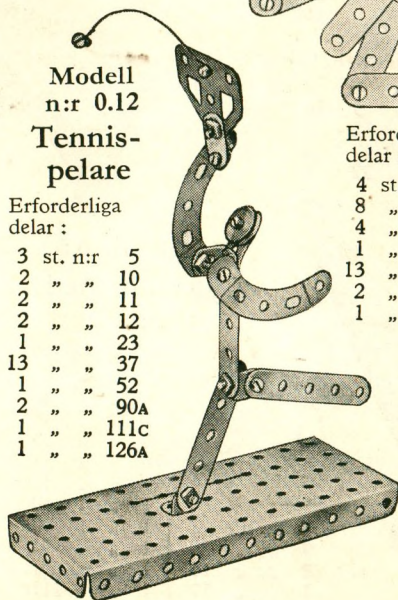


Modell n:r 0.12

Tennispelare

Erforderliga delar:

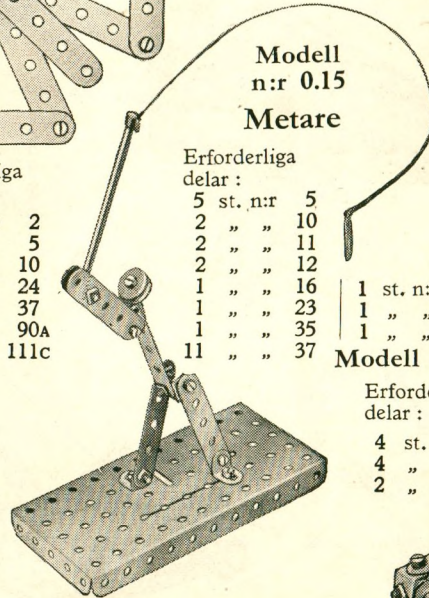
| | | |
|----|---------|------|
| 3 | st. n:r | 5 |
| 2 | " " | 10 |
| 2 | " " | 11 |
| 2 | " " | 12 |
| 1 | " " | 23 |
| 13 | " " | 37 |
| 1 | " " | 52 |
| 2 | " " | 90A |
| 1 | " " | 111c |
| 1 | " " | 126A |



Modell n:r 0.15
Metare

Erforderliga delar:

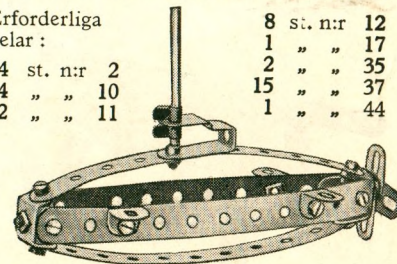
| | | |
|----|---------|----|
| 5 | st. n:r | 5 |
| 2 | " " | 10 |
| 2 | " " | 11 |
| 2 | " " | 12 |
| 1 | " " | 16 |
| 1 | " " | 23 |
| 1 | " " | 35 |
| 11 | " " | 37 |



Modell n:r 0.17 Undervattensbåt

Erforderliga delar:

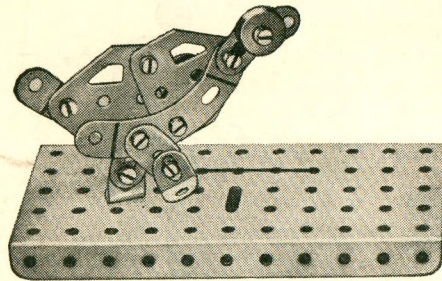
| | | | | | |
|---|---------|----|----|---------|----|
| 4 | st. n:r | 2 | 8 | st. n:r | 12 |
| 4 | " " | 10 | 1 | " " | 17 |
| 2 | " " | 11 | 15 | " " | 35 |
| | | | 1 | " " | 37 |
| | | | | " " | 44 |



Erforderliga delar:

| | | | | | |
|---|---------|----|---------|---------|-----|
| 2 | st. n:r | 11 | 1 | st. n:r | 52 |
| 6 | " " | 37 | 4 | " " | 90A |
| | | 2 | st. n:r | 125 | |

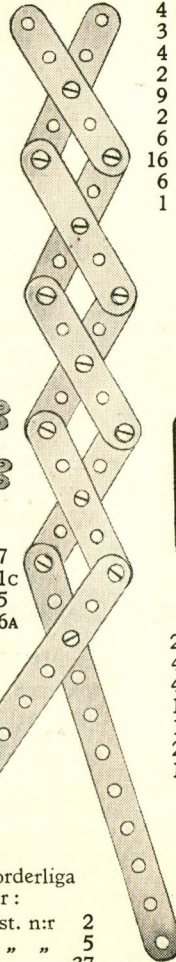
Modell n:r 0.18 Gås



Erforderliga delar:

| | | |
|---|---------|------|
| 4 | st. n:r | 10 |
| 2 | " " | 12 |
| 1 | " " | 23 |
| 8 | " " | 37 |
| 1 | " " | 37A |
| 1 | " " | 52 |
| 2 | " " | 90A |
| 1 | " " | 111c |
| 2 | " " | 126A |


Modell n:r 0.22
Ledad tång



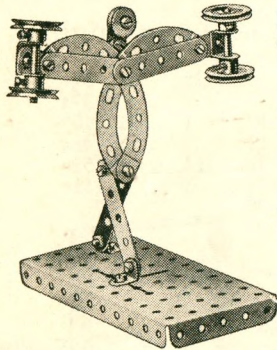
Erforderliga delar:

| | | | | | |
|----|---------|-----|---|---------|------|
| 4 | st. n:r | 2 | 1 | st. n:r | 44 |
| 3 | " " | 5 | 6 | " " | 111c |
| 4 | " " | 10 | 2 | " " | 125 |
| 2 | " " | 11 | | | |
| 9 | " " | 12 | | | |
| 2 | " " | 16 | | | |
| 6 | " " | 35 | | | |
| 16 | " " | 37 | | | |
| 6 | " " | 37A | | | |
| 1 | " " | 40 | | | |

Modell n:r 0.23 Slagskepp



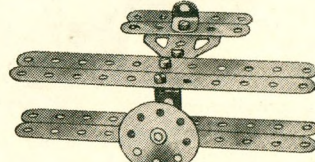
Modell n:r 0.19
Den starke mannen



Erforderliga delar:

| | | |
|----|---------|------|
| 4 | st. n:r | 5 |
| 4 | " " | 10 |
| 2 | " " | 11 |
| 4 | " " | 12 |
| 2 | " " | 17 |
| 4 | " " | 22 |
| 1 | " " | 23 |
| 13 | " " | 37 |
| 1 | " " | 37A |
| 1 | " " | 52 |
| 4 | " " | 90A |
| 1 | " " | 111c |


Modell n:r 0.20
Aeroplan



Erforderliga delar:

| | | | | | |
|---|---------|----|---|---------|------|
| 4 | st. n:r | 2 | 8 | st. n:r | 37 |
| 3 | " " | 5 | 1 | " " | 111c |
| 2 | " " | 12 | 2 | " " | 125 |
| 1 | " " | 24 | 1 | " " | 126A |

Modell n:r 0.24 Gymnast



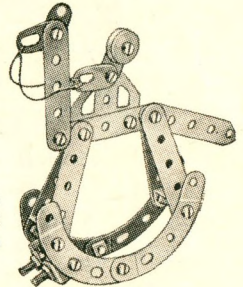
Erforderliga delar:

| | | | | | |
|---|---------|----|----|---------|------|
| 2 | st. n:r | 2 | 1 | st. n:r | 24 |
| 4 | " " | 5 | 12 | " " | 37 |
| 4 | " " | 10 | 1 | " " | 37A |
| 1 | " " | 12 | 1 | " " | 52 |
| 1 | " " | 15 | 1 | " " | 90A |
| 2 | " " | 22 | 1 | " " | 111c |
| 1 | " " | 23 | | | |

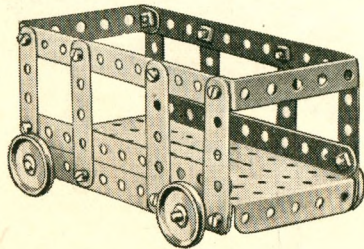
Modell n:r 0.25
Gunghäst

Erforderliga delar:

| | | |
|----|---------|------|
| 7 | st. n:r | 5 |
| 4 | " " | 10 |
| 2 | " " | 11 |
| 2 | " " | 12 |
| 1 | " " | 23 |
| 13 | " " | 37 |
| 1 | " " | 40 |
| 4 | " " | 90A |
| 3 | " " | 111c |
| 1 | " " | 126A |



Modell n:r 0.21 Boskapsvagn



Erforderliga delar:

| | | |
|----|---------|------|
| 4 | st. n:r | 2 |
| 8 | " " | 5 |
| 2 | " " | 16 |
| 4 | " " | 22 |
| 16 | " " | 37 |
| 2 | " " | 37A |
| 2 | " " | 48A |
| 1 | " " | 52 |
| 2 | " " | 111c |


Erforderliga delar:

| | | |
|----|---------|-----|
| 2 | st. n:r | 2 |
| 8 | " " | 5 |
| 13 | " " | 37 |
| 9 | " " | 37A |

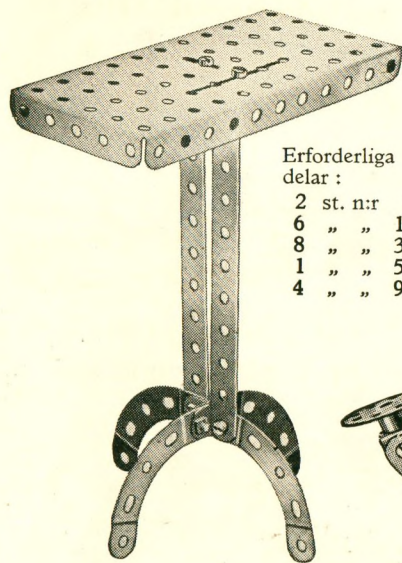
Erforderliga delar:

| | | |
|----|---------|-----|
| 2 | st. n:r | 2 |
| 6 | " " | 5 |
| 2 | " " | 12 |
| 16 | " " | 37 |
| 2 | " " | 48A |
| 1 | " " | 52 |
| 4 | " " | 90A |

Modell n:r 0.26
Vagga



Modell n:r 0.27 Bord



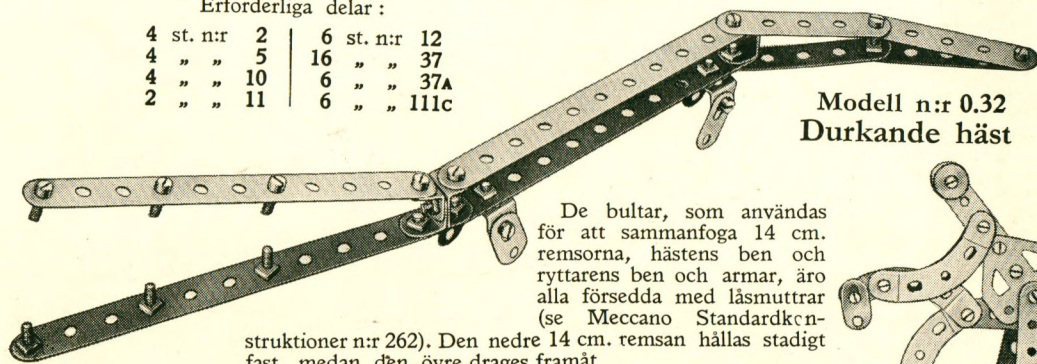
Erforderliga delar:

| | |
|-----------|-----|
| 2 st. n:r | 2 |
| 6 " " | 12 |
| 8 " " | 37 |
| 1 " " | 52 |
| 4 " " | 90A |

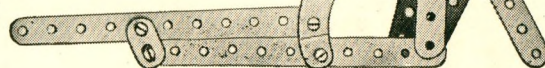
Modell n:r 0.28 Krokodil

Erforderliga delar:

| | | | |
|-----------|----|-----------|------|
| 4 st. n:r | 2 | 6 st. n:r | 12 |
| 4 " " | 5 | 16 " " | 37 |
| 4 " " | 10 | 6 " " | 37A |
| 2 " " | 11 | 6 " " | 111c |



De bultar, som användas för att sammanfoga 14 cm. remsorna, hästens ben och ryttarens ben och armar, äro alla försedda med läsmuttrar (se Meccano Standardkonstruktioner n:r 262). Den nedre 14 cm. remsan hållas stadigt fast, medan den övre drages framåt med en knyck, och hästen kastar då av ryttaren över sitt huvud.

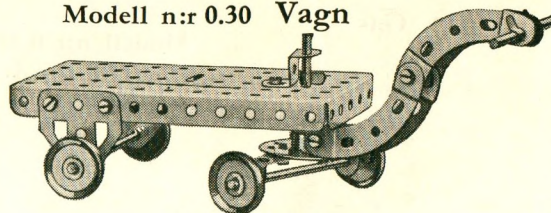


Modell n:r 0.32 Durkande häst

Erforderliga delar:

| | |
|-----------|------|
| 2 st. n:r | 2 |
| 6 " " | 5 |
| 2 " " | 10 |
| 1 " " | 23 |
| 12 " " | 37 |
| 9 " " | 37A |
| 4 " " | 90A |
| 1 " " | 111c |
| 1 " " | 126A |


Modell n:r 0.30 Vagn



Erforderliga delar:

| | | | | | |
|-----------|----|-----------|-----|-----------|------|
| 1 st. n:r | 11 | 4 st. n:r | 35 | 4 st. n:r | 90A |
| 2 " " | 16 | 12 " " | 37 | 1 " " | 125 |
| 2 " " | 17 | 1 " " | 48A | 2 " " | 126A |
| 1 " " | 24 | 1 " " | 52 | | |

Modell n:r 0.31 Fältkanon med vagn



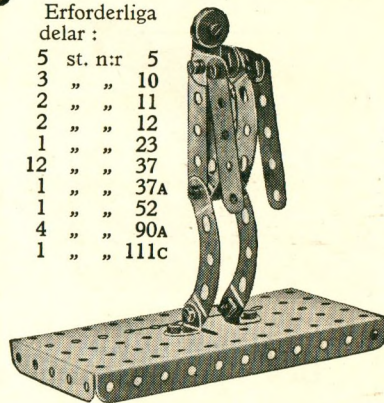
Erforderliga delar:

| | | | | | |
|-----------|----|-----------|-----|-----------|------|
| 8 st. n:r | 5 | 2 st. n:r | 17 | 1 st. n:r | 44 |
| 2 " " | 10 | 4 " " | 22 | 1 " " | 111c |
| 2 " " | 11 | 13 " " | 37 | 1 " " | 125 |
| 6 " " | 12 | 1 " " | 37A | | |

Modell n:r 0.33 Apa

Erforderliga delar:

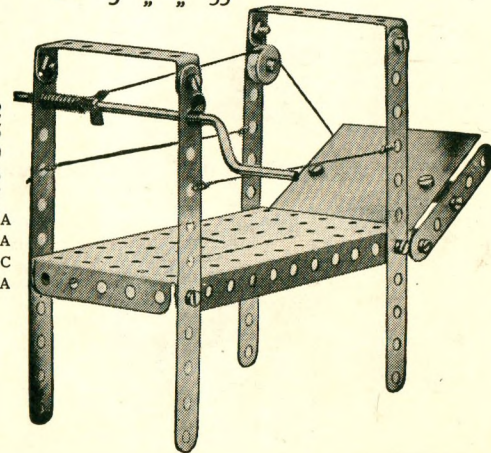
| | |
|-----------|------|
| 5 st. n:r | 5 |
| 3 " " | 10 |
| 2 " " | 11 |
| 2 " " | 12 |
| 1 " " | 23 |
| 12 " " | 37 |
| 1 " " | 37A |
| 1 " " | 52 |
| 4 " " | 90A |
| 1 " " | 111c |



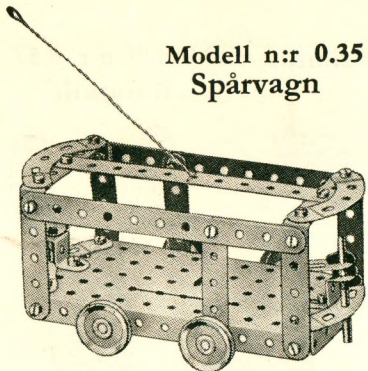
Modell n:r 0.34 Gångbro

Erforderliga delar:

| | | | |
|-----------|-----|------------|------|
| 4 st. nr. | 2 | 16 st. nr. | 37 |
| 2 " " | 5 | 2 " " | 37A |
| 2 " " | 10 | 1 " " | 40 |
| 2 " " | 12 | 2 " " | 48A |
| 1 " " | 19s | 1 " " | 52 |
| 1 " " | 23 | 1 " " | 111c |
| 3 " " | 35 | | |




Modell n:r 0.35
Spårvagn



Erforderliga delar :

| | |
|-------------|---------------|
| 3 st. n:r 2 | 16 st. n:r 37 |
| 6 " " 5 | 2 " " 37A |
| 2 " " 10 | 2 " " 48A |
| 2 " " 16 | 1 " " 52 |
| 2 " " 17 | 4 " " 90A |
| 4 " " 22 | 6 " " 111c |
| 6 " " 35 | 2 " " 125 |

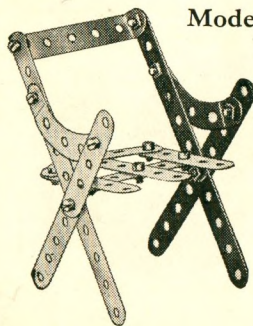
Modell n:r 0.36
Motorbåt



Erforderliga delar :

| | |
|-------------|--------------|
| 2 st. n:r 2 | 1 st. n:r 23 |
| 2 " " 5 | 7 " " 37 |
| 3 " " 10 | 1 " " 37A |
| 1 " " 11 | 1 " " 111c |

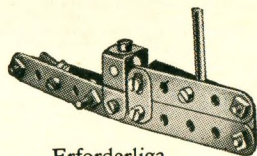
Modell n:r 0.37
Karmstol



Erforderliga delar :

| |
|-------------|
| 2 st. n:r 2 |
| 7 " " 5 |
| 14 " " 37 |
| 2 " " 48A |
| 3 " " 90A |

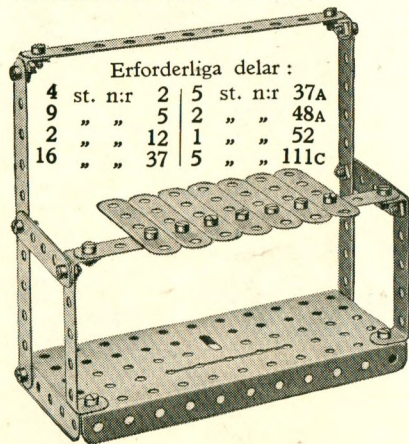
Modell n:r 0.38
Torped båt



Erforderliga delar :

| |
|-------------|
| 2 st. n:r 2 |
| 2 " " 5 |
| 3 " " 10 |
| 2 " " 11 |
| 2 " " 12 |
| 1 " " 17 |
| 11 " " 37 |
| 4 " " 37A |
| 5 " " 111c |

Modell n:r 0.39 Piano



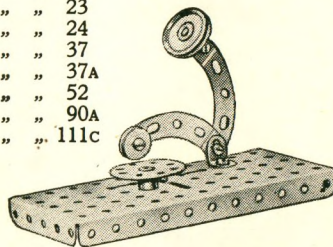
Erforderliga delar :

| | |
|-------------|---------------|
| 4 st. n:r 2 | 5 st. n:r 37A |
| 9 " " 5 | 2 " " 48A |
| 2 " " 12 | 1 " " 52 |
| 16 " " 37 | 5 " " 111c |

Modell n:r 0.40
Grammofon

Erforderliga delar :

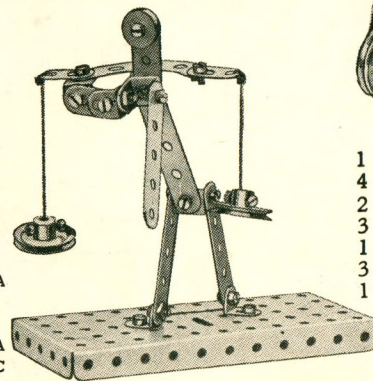
| |
|--------------|
| 2 st. n:r 12 |
| 1 " " 22 |
| 1 " " 23 |
| 1 " " 24 |
| 3 " " 37 |
| 1 " " 37A |
| 1 " " 52 |
| 2 " " 90A |
| 3 " " 111c |



Modell n:r 0.41 Mjölkpiga

Erforderliga delar :

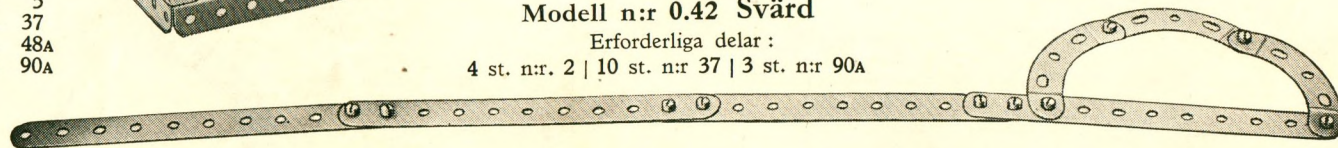
| |
|-------------|
| 5 st. n:r 5 |
| 3 " " 10 |
| 2 " " 11 |
| 4 " " 12 |
| 2 " " 22 |
| 1 " " 23 |
| 14 " " 37 |
| 1 " " 37A |
| 1 " " 40 |
| 1 " " 52 |
| 1 " " 90A |
| 1 " " 111c |



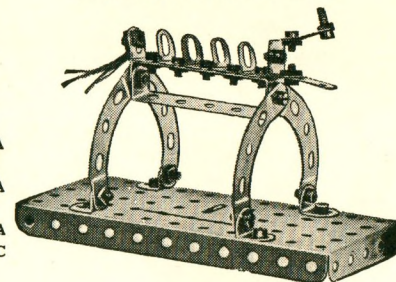
Modell n:r 0.42 Svärd

Erforderliga delar :

| | | |
|--------------|---------------|---------------|
| 4 st. n:r. 2 | 10 st. n:r 37 | 3 st. n:r 90A |
|--------------|---------------|---------------|



Modell n:r 0.43
Förhistorisk bälta

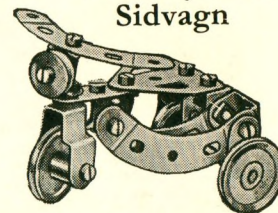


Erforderliga delar :

| |
|--------------|
| 4 st. n:r 10 |
| 1 " " 11 |
| 8 " " 12 |
| 16 " " 37 |
| 4 " " 37A |
| 1 " " 40 |
| 2 " " 48A |
| 1 " " 52 |
| 4 " " 90A |
| 4 " " 111c |

Modell n:r 0.44

Motorcykel med
Sidvagn

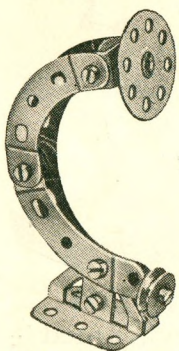


Erforderliga delar :

| | |
|-------------|---------------|
| 1 st. n:r 5 | 10 st. n:r 37 |
| 4 " " 10 | 1 " " 37A |
| 2 " " 11 | 1 " " 44 |
| 3 " " 12 | 3 " " 90A |
| 1 " " 16 | 1 " " 111c |
| 3 " " 22 | 1 " " 125 |
| 1 " " 23 | 1 " " 126A |

Dessa modeller kunna byggas med Meccano-utrustning n:r O eller n:r OO och OOA

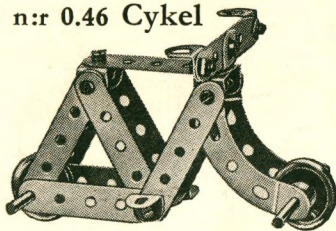
Modell n:r 0.45
Högtalare



Erforderliga delar :

- 1 st. n:r 11
- 1 " " 23
- 1 " " 24
- 6 " " 37
- 1 " " 37A
- 4 " " 90A
- 2 " " 111c
- 2 " " 126

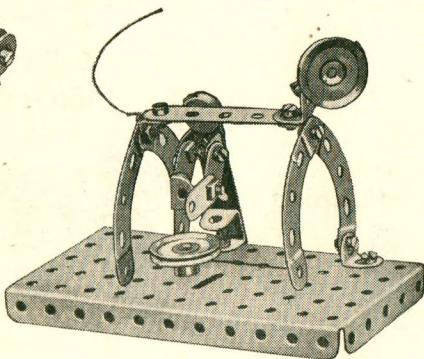
Modell n:r 0.46 Cykel



Erforderliga delar :

- 9 st. n:r 5
- 2 " " 11
- 5 " " 12
- 2 " " 17
- 2 " " 22
- 11 " " 37

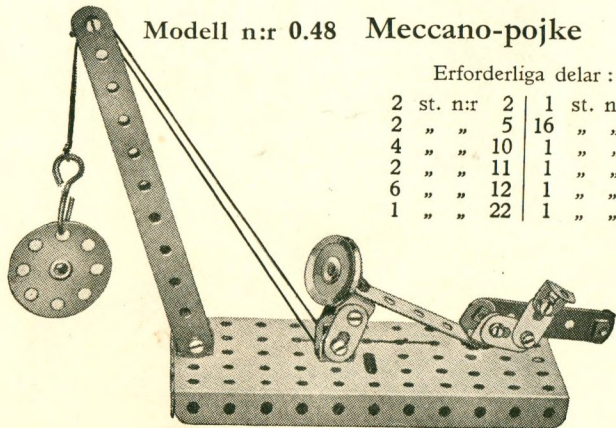
Modell n:r 0.47
Ko och mjölkpiga



Erforderliga delar:

- 2 st. n:r 5
- 4 " " 10
- 2 " " 11
- 5 " " 12
- 2 " " 22
- 1 " " 23
- 16 " " 37
- 2 " " 37A
- 1 " " 52
- 4 " " 90A
- 4 " " 111c
- 1 " " 125

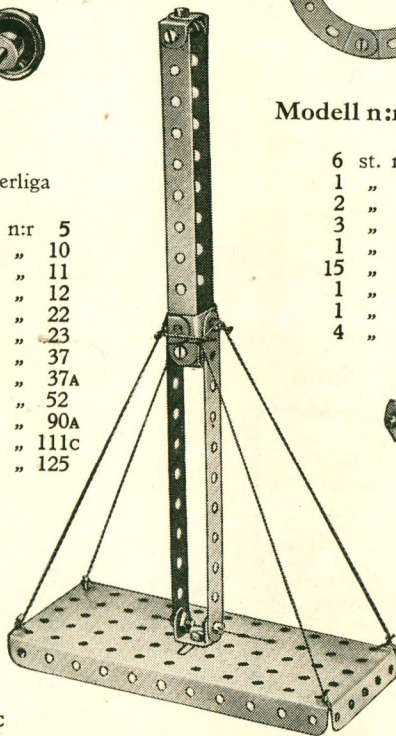
Modell n:r 0.48 Meccano-pojke



Erforderliga delar :

- | | |
|-------------|--------------|
| 2 st. n:r 2 | 1 st. n:r 24 |
| 2 " " 5 | 16 " " 37 |
| 4 " " 10 | 1 " " 40 |
| 2 " " 11 | 1 " " 52 |
| 6 " " 12 | 1 " " 57c |
| 1 " " 22 | 1 " " 111c |

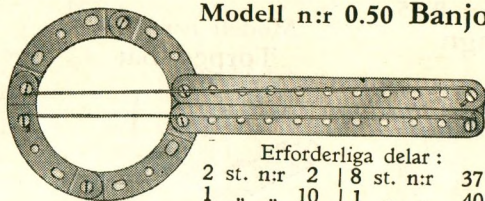
Modell n:r 0.49
Teleskop mast



Erforderliga delar :

- 4 st. n:r 2
- 2 " " 11
- 6 " " 12
- 11 " " 37
- 1 " " 40
- 1 " " 52

Modell n:r 0.50 Banjo

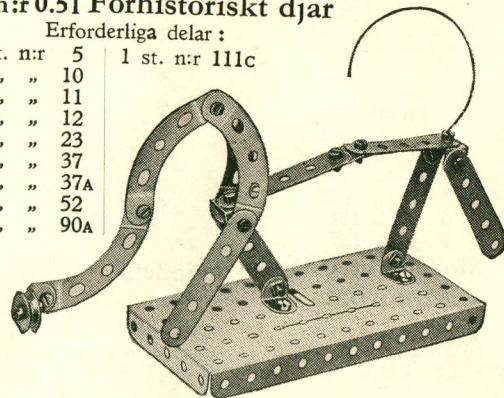


Erforderliga delar :
2 st. n:r 2 | 8 st. n:r 37
1 " " 10 | 1 " " 40
4 st. n:r 90A

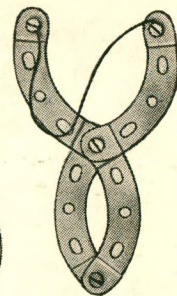
Modell n:r 0.51 Förhistoriskt djur

Erforderliga delar :

- 6 st. n:r 5
- 1 " " 10
- 2 " " 11
- 3 " " 12
- 1 " " 23
- 15 " " 37
- 1 " " 37A
- 1 " " 52
- 4 " " 90A
- 1 st. n:r 111c



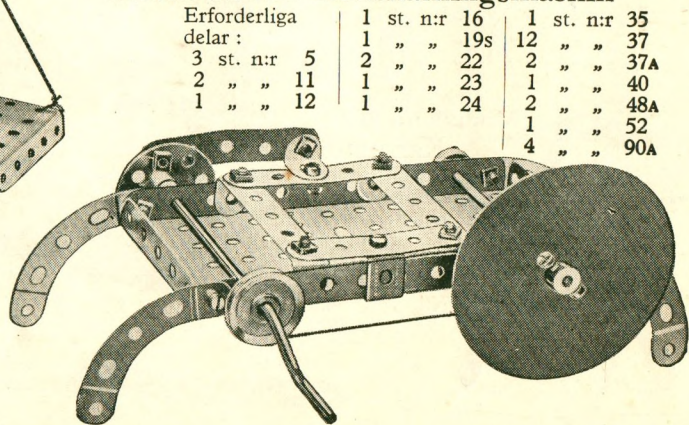
Modell n:r 0.53
Katapult



Erforderliga delar :

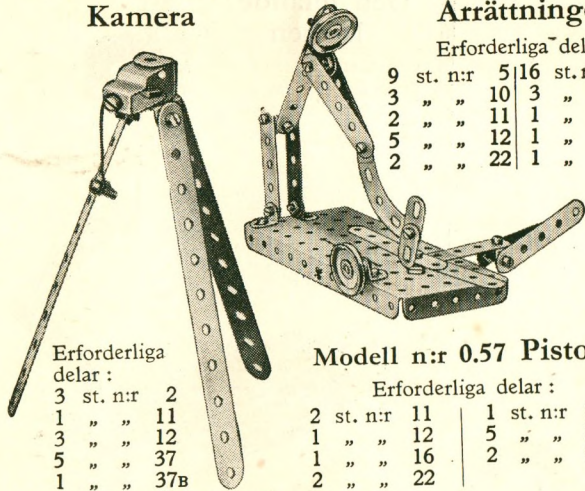
- 4 st. n:r 37
 - 4 " " 90A
- Gummisnodd

Modell n:r 0.52 Köttskärningsmaskin



Erforderliga delar :
3 st. n:r 5
2 " " 11
1 " " 12
1 st. n:r 16
1 " " 19s
2 " " 22
1 " " 23
1 " " 24
1 st. n:r 35
12 " " 37
2 " " 37A
1 " " 40
2 " " 48A
1 " " 52
4 " " 90A

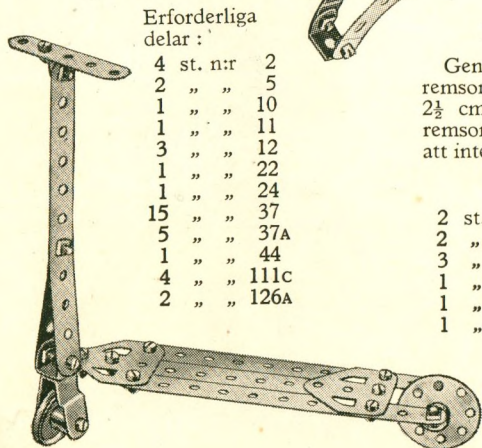
Modell n:r 0.54
Kamera



Erforderliga delar:

| | |
|-----------|-----|
| 3 st. n:r | 2 |
| 1 " " | 11 |
| 3 " " | 12 |
| 5 " " | 37 |
| 1 " " | 37B |
| 1 " " | 40 |
| 1 " " | 44 |

Modell n:r 0.55
Sparkcykel



Erforderliga delar:

| | |
|-----------|------|
| 4 st. n:r | 2 |
| 2 " " | 5 |
| 1 " " | 10 |
| 1 " " | 11 |
| 3 " " | 12 |
| 1 " " | 22 |
| 1 " " | 24 |
| 15 " " | 37 |
| 5 " " | 37A |
| 1 " " | 44 |
| 4 " " | 111c |
| 2 " " | 126A |

Modell n:r 0.56
Arrättningen

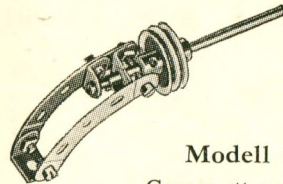
Erforderliga delar:

| | | | |
|-----------|----|------------|-----|
| 9 st. n:r | 5 | 16 st. n:r | 37 |
| 3 " " | 10 | 3 " " | 37A |
| 2 " " | 11 | 1 " " | 48A |
| 5 " " | 12 | 1 " " | 52 |
| 2 " " | 22 | 1 " " | 90A |

Modell n:r 0.57 Pistol

Erforderliga delar:

| | | | |
|-----------|----|-----------|-----|
| 2 st. n:r | 11 | 1 st. n:r | 35 |
| 1 " " | 12 | 5 " " | 37 |
| 1 " " | 16 | 2 " " | 90A |
| 2 " " | 22 | | |

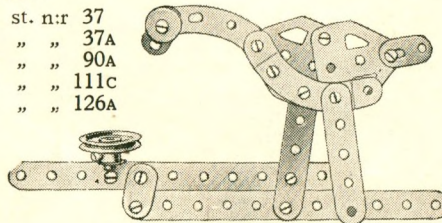


Modell n:r 0.59 Pickande höna

Genom att omväxlande skjuta och draga i den nedre av 14 cm. remsorna, kan man få hönan att livligt picka i "skålen" (ett 2½ cm. linhjul). Bultarna, som användas för att fästa 14 cm. remsorna samman, skola förses med låsmuttrar, varvid noga tillses. att intet glapprum i sidled får förefinnas.

Erforderliga delar:

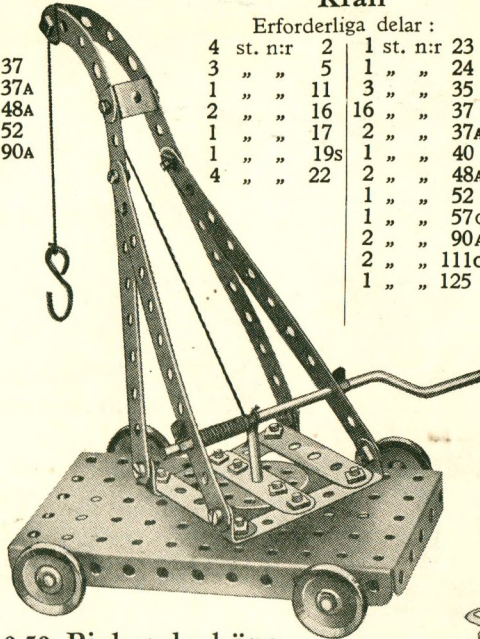
| | | | |
|-----------|----|------------|------|
| 2 st. n:r | 2 | 11 st. n:r | 37 |
| 2 " " | 5 | 5 " " | 37A |
| 3 " " | 10 | 2 " " | 90A |
| 1 " " | 12 | 2 " " | 111c |
| 1 " " | 22 | 2 " " | 126A |
| 1 " " | 23 | | |




Modell n:r 0.58
Kran

Erforderliga delar:

| | | | |
|-----------|-----|-----------|------|
| 4 st. n:r | 2 | 1 st. n:r | 23 |
| 3 " " | 5 | 1 " " | 24 |
| 1 " " | 11 | 3 " " | 35 |
| 2 " " | 16 | 16 " " | 37 |
| 1 " " | 17 | 2 " " | 37A |
| 1 " " | 19s | 1 " " | 40 |
| 4 " " | 22 | 2 " " | 48A |
| | | 1 " " | 52 |
| | | 1 " " | 57C |
| | | 2 " " | 90A |
| | | 2 " " | 111c |
| | | 1 " " | 125 |



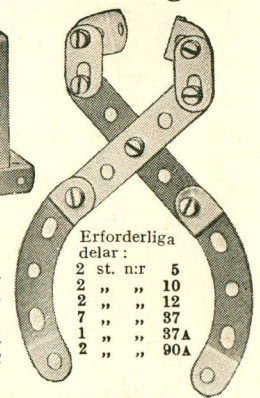
Modell n:r 0.60
Häcklöppare



Erforderliga delar:

| | | | |
|-----------|----|-----------|------|
| 3 st. n:r | 5 | 1 st. n:r | 37A |
| 1 " " | 10 | 2 " " | 48A |
| 2 " " | 11 | 1 " " | 52 |
| 2 " " | 12 | 4 " " | 90A |
| 1 " " | 23 | 1 " " | 111c |
| 12 " " | 37 | | |

Modell n:r 0.62
Tang



Erforderliga delar:

| | |
|-----------|-----|
| 2 st. n:r | 5 |
| 2 " " | 10 |
| 2 " " | 12 |
| 7 " " | 37 |
| 1 " " | 87A |
| 2 " " | 90A |


Modell n:r 0.63

Centrifugal-regulator

Erforderliga delar:

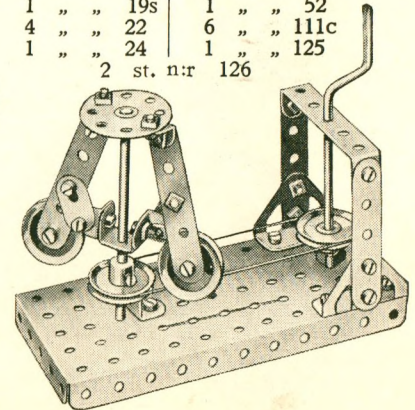
| | | | |
|-----------|-----|-----------|------|
| 4 st. n:r | 5 | 3 st. n:r | 35 |
| 2 " " | 10 | 16 " " | 37 |
| 1 " " | 11 | 6 " " | 37A |
| 4 " " | 12 | 1 " " | 40 |
| 1 " " | 16 | 1 " " | 48A |
| 1 " " | 19s | 1 " " | 52 |
| 4 " " | 22 | 6 " " | 111c |
| 1 " " | 24 | 1 " " | 125 |
| | | 2 st. n:r | 126 |

Modell n:r 0.61
Trehjulig cykel



Erforderliga delar:

| | |
|-----------|------|
| 4 st. n:r | 10 |
| 1 " " | 11 |
| 2 " " | 12 |
| 1 " " | 17 |
| 3 " " | 22 |
| 6 " " | 37 |
| 3 " " | 37A |
| 1 " " | 44 |
| 2 " " | 111c |
| 1 " " | 126A |

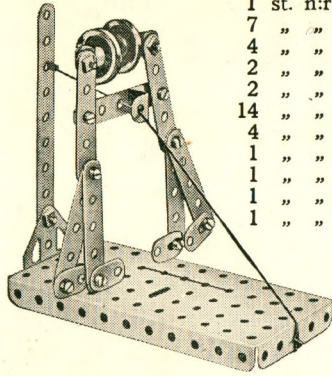


Dessa modeller kunna byggas med Meccano-utrustning n:r O eller n:r OO och OOA

Modell n:r 0.64 Brottare

Erforderliga delar:

| | | |
|----|---------|------|
| 1 | st. n:r | 2 |
| 7 | " " | 5 |
| 4 | " " | 10 |
| 2 | " " | 12 |
| 2 | " " | 22 |
| 14 | " " | 37 |
| 4 | " " | 37A |
| 1 | " " | 40 |
| 1 | " " | 52 |
| 1 | " " | 125 |
| 1 | " " | 126A |



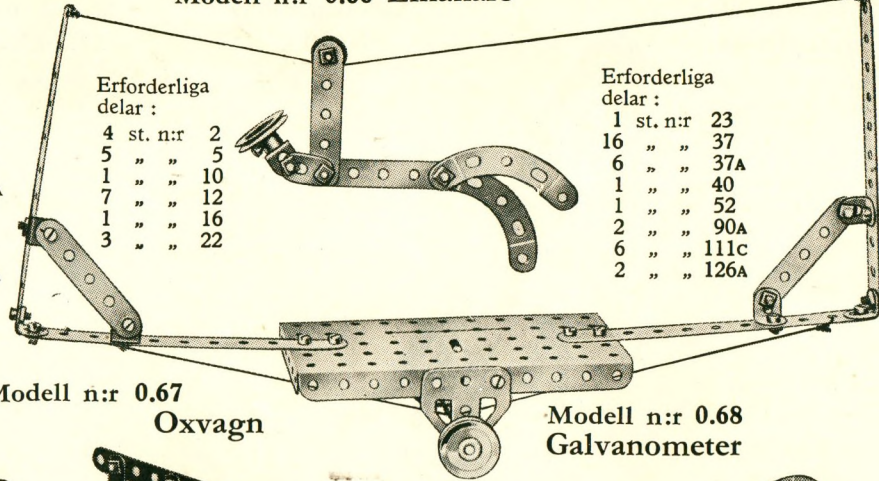
Modell n:r 0.66 Linåkare

Erforderliga delar:

| | | |
|---|---------|----|
| 4 | st. n:r | 2 |
| 5 | " " | 5 |
| 1 | " " | 10 |
| 7 | " " | 12 |
| 1 | " " | 16 |
| 3 | " " | 22 |

Erforderliga delar:

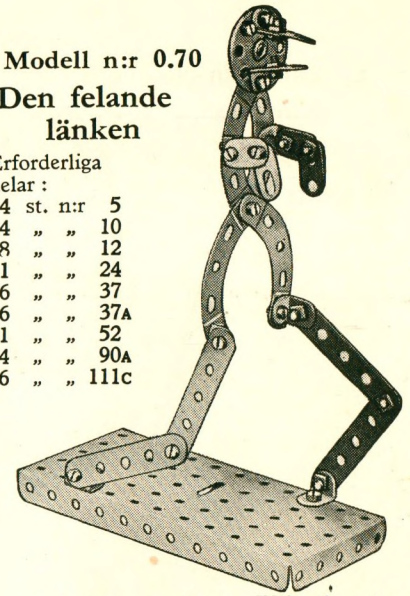
| | | |
|----|---------|------|
| 1 | st. n:r | 23 |
| 16 | " " | 37 |
| 6 | " " | 37A |
| 1 | " " | 40 |
| 1 | " " | 52 |
| 2 | " " | 90A |
| 6 | " " | 111c |
| 2 | " " | 126A |



Modell n:r 0.70 Den felande länken

Erforderliga delar:

| | | |
|----|---------|------|
| 4 | st. n:r | 5 |
| 4 | " " | 10 |
| 8 | " " | 12 |
| 1 | " " | 24 |
| 16 | " " | 37 |
| 6 | " " | 37A |
| 1 | " " | 52 |
| 4 | " " | 90A |
| 6 | " " | 111c |



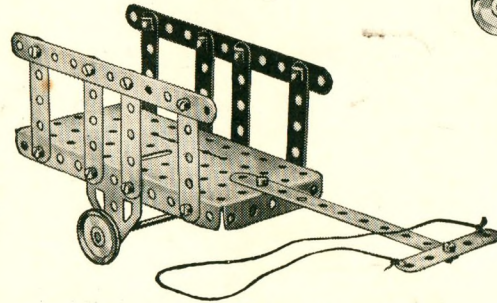
Modell n:r 0.67 Oxvagn

Modell n:r 0.68 Galvanometer

Modell n:r 0.65 En jakt

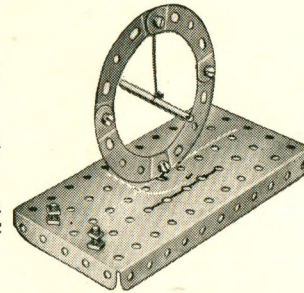
Erforderliga delar:

| | | | | | |
|---|---------|----|----|---------|------|
| 1 | st. n:r | 5 | 16 | st. n:r | 37 |
| 1 | " " | 10 | 1 | " " | 37A |
| 2 | " " | 11 | 1 | " " | 52 |
| 7 | " " | 12 | 4 | " " | 90A |
| 1 | " " | 22 | 2 | " " | 111c |
| 1 | " " | 23 | 2 | " " | 126A |



Erforderliga delar:

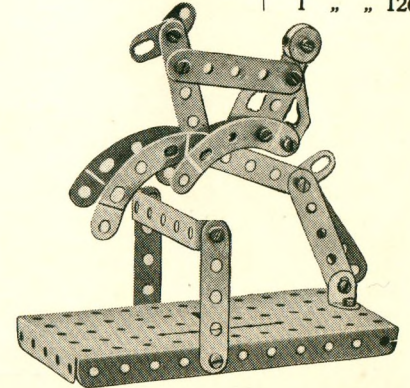
| | | |
|---|---------|------|
| 1 | st. n:r | 12 |
| 1 | " " | 17 |
| 5 | " " | 37 |
| 4 | " " | 37A |
| 1 | " " | 40 |
| 1 | " " | 52 |
| 4 | " " | 90A |
| 2 | " " | 111c |



Modell n:r 0.71 Hinderritt

Erforderliga delar:

| | | | | | |
|----|---------|----|---|---------|------|
| 7 | st. n:r | 5 | 1 | st. n:r | 37A |
| 4 | " " | 10 | 1 | " " | 48A |
| 1 | " " | 12 | 1 | " " | 52 |
| 1 | " " | 23 | 4 | " " | 90A |
| 13 | " " | 37 | 1 | " " | 111c |
| | | | 1 | " " | 126A |



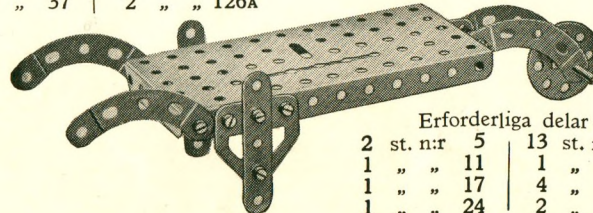

Modell n:r 0.69 Skottkärra

Erforderliga delar:

| | | | | | |
|---|---------|----|----|---------|------|
| 2 | st. n:r | 5 | 13 | st. n:r | 37 |
| 1 | " " | 11 | 1 | " " | 52 |
| 1 | " " | 17 | 4 | " " | 90A |
| 1 | " " | 24 | 2 | " " | 126A |


Erforderliga delar:

| | | | | | |
|----|---------|----|---|---------|------|
| 3 | st. n:r | 2 | 2 | st. n:r | 37A |
| 9 | " " | 5 | 1 | " " | 40 |
| 1 | " " | 16 | 1 | " " | 52 |
| 2 | " " | 22 | 2 | " " | 111c |
| 16 | " " | 37 | 2 | " " | 126A |



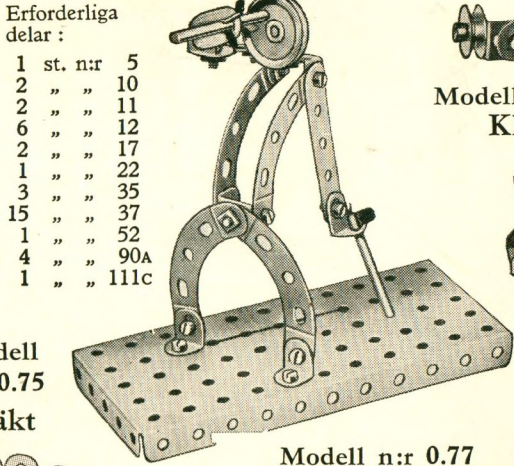
Dessa modeller kunna byggas med Meccano-utrustning n:r O eller n:r OO och OOA

Modell n:r 0.72 Pennställ



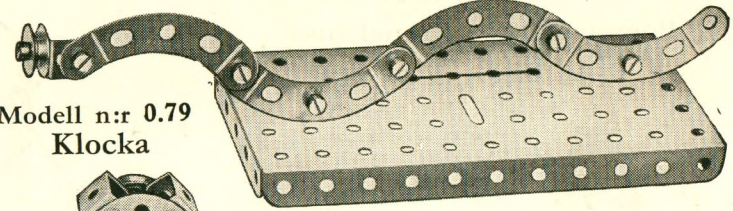
- Erforderliga delar :
- | | |
|-------------|--------------|
| 1 st. n:r 2 | 8 st. n:r 37 |
| 2 " " 5 | 1 " " 52 |
| 2 " " 11 | 2 " " 125 |

Modell n:r 0.76 Kustvakt

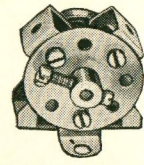


- Erforderliga delar :
- | |
|-------------|
| 1 st. n:r 5 |
| 2 " " 10 |
| 2 " " 11 |
| 6 " " 12 |
| 2 " " 17 |
| 1 " " 22 |
| 3 " " 35 |
| 15 " " 37 |
| 1 " " 52 |
| 4 " " 90A |
| 1 " " 111c |

Modell n:r 0.78 Orm

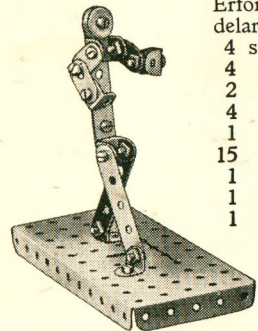


Modell n:r 0.79 Klocka



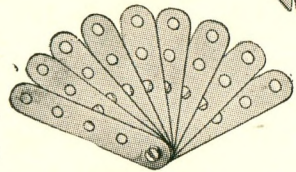
- Erforderliga delar :
- | | |
|----------------|---------------|
| 3 st. n:r 12 | 1 st. n:r 37A |
| 1 " " 23 | 1 " " 52 |
| 8 " " 37 | 4 " " 90A |
| 1 st. n:r 111c | |

Modell n:r 0.73 Boxare




- Erforderliga delar :
- | |
|-------------|
| 4 st. n:r 5 |
| 4 " " 10 |
| 2 " " 11 |
| 4 " " 12 |
| 1 " " 23 |
| 15 " " 37 |
| 1 " " 37A |
| 1 " " 52 |
| 1 " " 111c |

Modell n:r 0.75 Fläkt



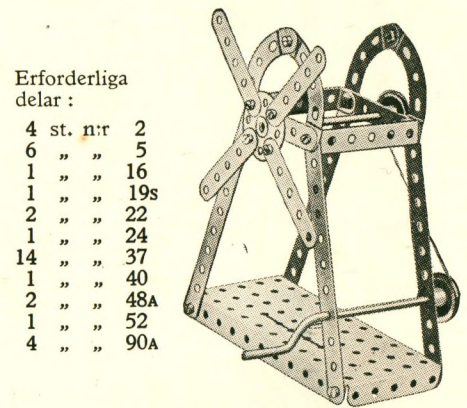
- Erforderliga delar :
- | | |
|----------------|---------------|
| 9 st. n:r 5 | 2 st. n:r 37A |
| 1 st. n:r 111c | |

Modell n:r 0.77 Bargningskran



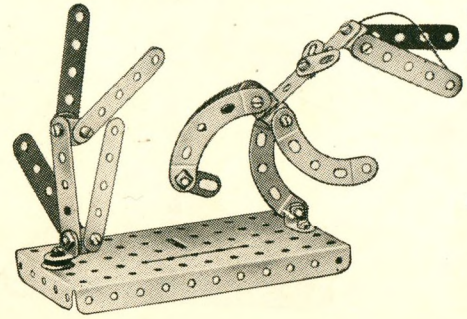
- Erforderliga delar :
- | | | |
|-------------|---------------|---------------|
| 2 st. n:r 2 | 13 st. n:r 37 | 1 st. n:r 57c |
| 2 " " 10 | 1 " " 40 | 2 " " 90A |
| 1 " " 11 | 1 " " 48A | 2 " " 125 |
| 2 " " 16 | 1 " " 52 | 2 " " 126 |
| 2 " " 17 | | |
| 1 " " 19s | | |
| 4 " " 22 | | |
| 1 " " 23 | | |
| 1 " " 24 | | |
| 6 " " 35 | | |

Modell n:r 0.80 Väderkvarn



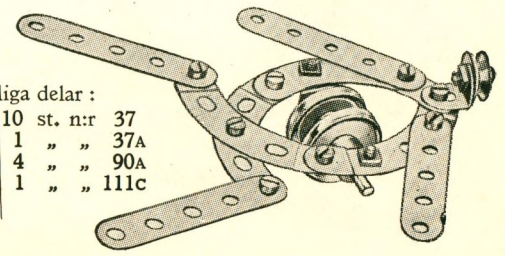
- Erforderliga delar :
- | |
|-------------|
| 4 st. n:r 2 |
| 6 " " 5 |
| 1 " " 16 |
| 1 " " 19s |
| 2 " " 22 |
| 1 " " 24 |
| 14 " " 37 |
| 1 " " 40 |
| 2 " " 48A |
| 1 " " 52 |
| 4 " " 90A |

Modell n:r 0.74 Kullridning



- Erforderliga delar :
- | |
|-------------|
| 8 st. n:r 5 |
| 3 " " 10 |
| 2 " " 11 |
| 8 " " 12 |
| 1 " " 23 |
| 16 " " 37 |
| 4 " " 37A |
| 1 " " 40 |
| 1 " " 52 |
| 4 " " 90A |
| 4 " " 111c |

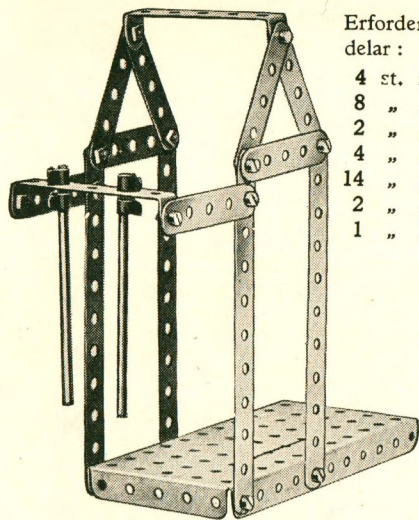
Modell n:r 0.81 Groda



- Erforderliga delar :
- | | |
|-------------|---------------|
| 4 st. n:r 5 | 10 st. n:r 37 |
| 3 " " 12 | 1 " " 37A |
| 1 " " 17 | 4 " " 90A |
| 2 " " 22 | 1 " " 111c |
| 1 " " 23 | |

Modell n:r 0.82

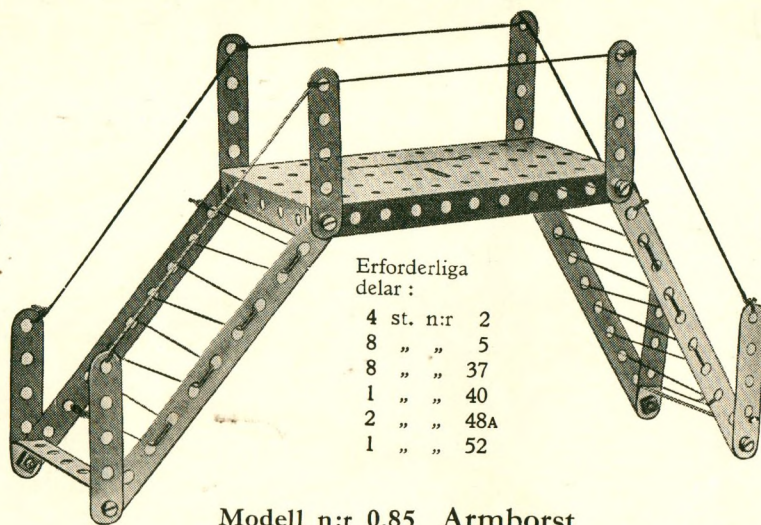
Pneumatisk spannmålshiss



Erforderliga delar :

| | |
|-----------|-----|
| 4 st. n:r | 2 |
| 8 " " | 5 |
| 2 " " | 16 |
| 4 " " | 35 |
| 14 " " | 37 |
| 2 " " | 48A |
| 1 " " | 52 |

Modell n:r 0.84 Gångbro



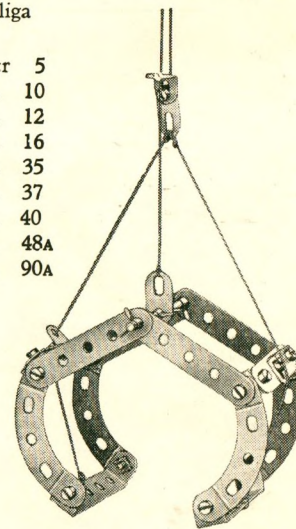
Erforderliga delar :

| | |
|-----------|-----|
| 4 st. n:r | 2 |
| 8 " " | 5 |
| 8 " " | 37 |
| 1 " " | 40 |
| 2 " " | 48A |
| 1 " " | 52 |

Modell n:r 0.86 Kranskopa


Erforderliga delar :

| | |
|-----------|-----|
| 6 st. n:r | 5 |
| 2 " " | 10 |
| 7 " " | 12 |
| 1 " " | 16 |
| 6 " " | 35 |
| 15 " " | 37 |
| 1 " " | 40 |
| 2 " " | 48A |
| 4 " " | 90A |



Modell n:r 0.83

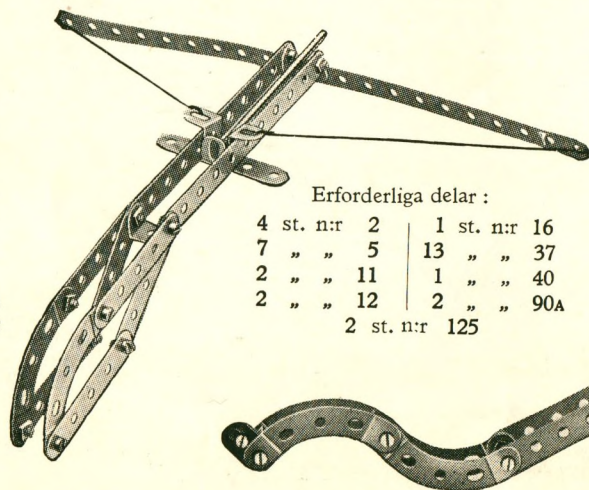
Babian



Erforderliga delar :

| | |
|-----------|------|
| 1 st. n:r | 2 |
| 6 " " | 5 |
| 1 " " | 10 |
| 2 " " | 11 |
| 3 " " | 12 |
| 1 " " | 22 |
| 12 " " | 37 |
| 1 " " | 52 |
| 4 " " | 90A |
| 1 " " | 111c |

Modell n:r 0.85 Armborst



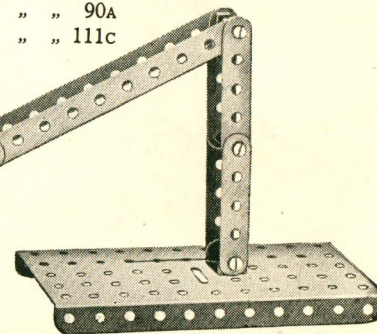
Erforderliga delar :

| | | | |
|-----------|----|-----------|-----|
| 4 st. n:r | 2 | 1 st. n:r | 16 |
| 7 " " | 5 | 13 " " | 37 |
| 2 " " | 11 | 1 " " | 40 |
| 2 " " | 12 | 2 " " | 90A |
| | | 2 st. n:r | 125 |


Modell n:r 0.87 Rutschbana

Erforderliga delar :

| | | | |
|-----------|----|-----------|------|
| 4 st. n:r | 2 | 2 st. n:r | 22 |
| 4 " " | 5 | 16 " " | 37 |
| 1 " " | 10 | 3 " " | 37A |
| 2 " " | 11 | 1 " " | 52 |
| 2 " " | 12 | 4 " " | 90A |
| 1 " " | 17 | 3 " " | 111c |

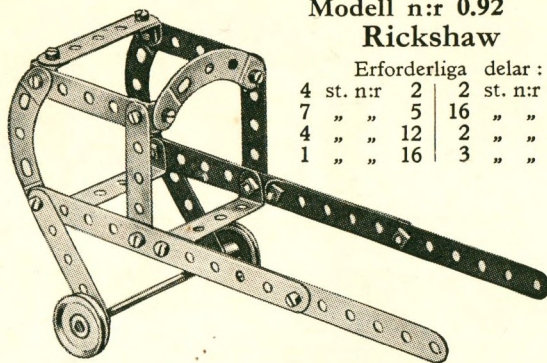


Modell n:r 0.88
Höna



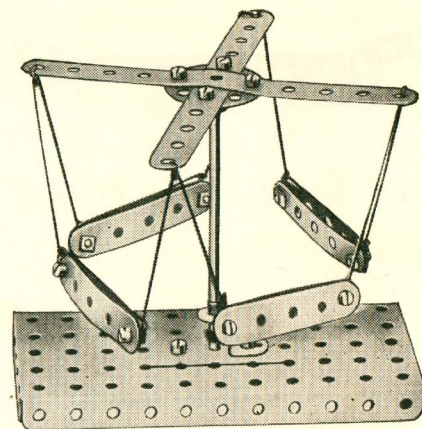
Erforderliga delar :
5 st. n:r 5
2 " " 12
7 " " 37
1 " " 52
3 " " 90A
1 " " 126A

Modell n:r 0.92
Rickshaw



Erforderliga delar :
4 st. n:r 2 | 2 st. n:r 22
7 " " 5 | 16 " " 37
4 " " 12 | 2 " " 48A
1 " " 16 | 3 " " 90A

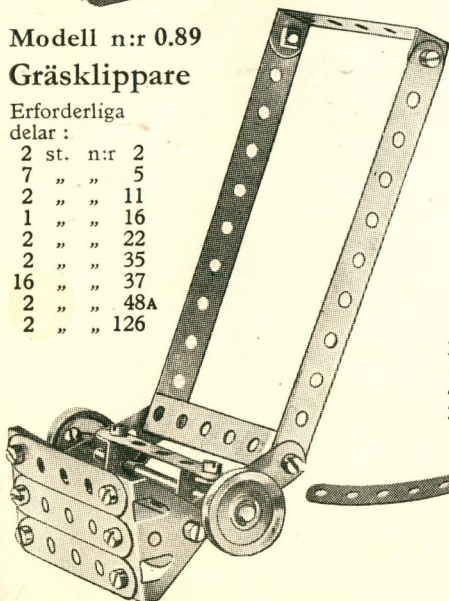
Modell n:r 0.93 Slänggunga



Erforderliga delar :

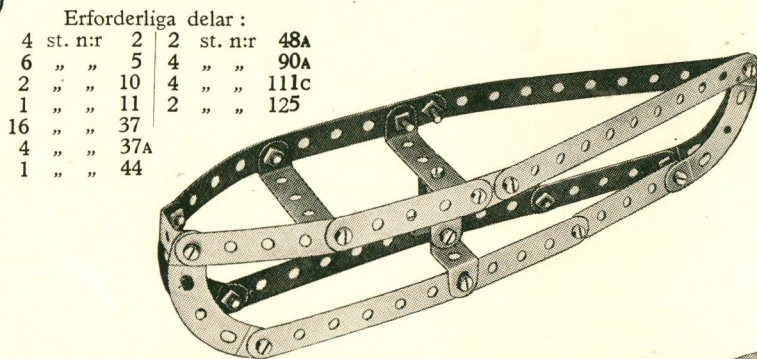
| | |
|-------------|---------------|
| 2 st. n:r 2 | 13 st. n:r 37 |
| 8 " " 5 | 1 " " 40 |
| 1 " " 16 | 1 " " 52 |
| 1 " " 24 | 1 " " 125 |

Modell n:r 0.89
Gräsklippare



Erforderliga delar :
2 st. n:r 2
7 " " 5
2 " " 11
1 " " 16
2 " " 22
2 " " 35
16 " " 37
2 " " 48A
2 " " 126

Modell n:r 0.90 Roddbåt



Erforderliga delar :

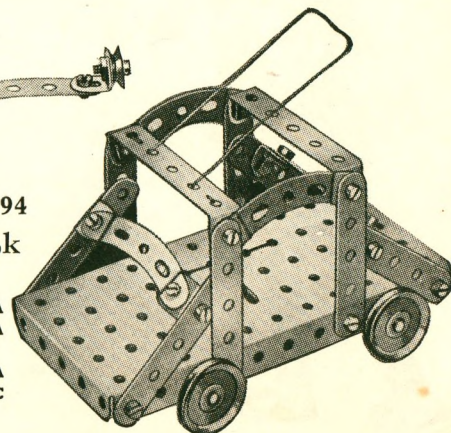
| | |
|-------------|---------------|
| 4 st. n:r 2 | 2 st. n:r 48A |
| 6 " " 5 | 4 " " 90A |
| 2 " " 10 | 4 " " 111c |
| 1 " " 11 | 2 " " 125 |
| 16 " " 37 | |
| 4 " " 37A | |
| 1 " " 44 | |

Modell n:r 0.91 Dinosaurus


Erforderliga delar :
3 st. n:r 2 | 5 st. n:r 12 | 1 st. n:r 52
1 " " 5 | 1 " " 23 | 2 " " 90A
4 " " 10 | 16 " " 37 | 6 " " 111c
2 " " 11 | 6 " " 37A

Modell n:r 0.94
Elektrisk lok

Erforderliga delar :
8 st. n:r 5 | 4 st. n:r 37A
4 " " 12 | 2 " " 48A
2 " " 16 | 1 " " 52
4 " " 22 | 4 " " 90A
16 " " 37 | 4 " " 111c



Modell n:r 0.95 Tralla





Erforderliga delar :

| | | | |
|-----------|-----|-----------|-----|
| 2 st. n:r | 2 | 8 st. n:r | 37 |
| 2 " " | 16 | 2 " " | 48A |
| 4 " " | 22 | 1 " " | 52 |
| 4 st. n:r | 90A | | |

Modell n:r 0.96 Pennfat

Erforderliga delar :

| | |
|------------|-----|
| 2 st. n:r. | 5 |
| 4 " " | 37 |
| 1 " " | 52 |
| 4 " " | 90A |

Modell n:r 0.97
Gående man


Erforderliga delar :

| | |
|-----------|-----|
| 5 st. n:r | 5 |
| 3 " " | 10 |
| 2 " " | 12 |
| 1 " " | 22 |
| 7 " " | 37 |
| 3 " " | 90A |

Modell n:r 0.98 Pump

Erforderliga delar :

| | | | |
|-----------|-----|------------|------|
| 1 st. n:r | 2 | 16 st. n:r | 37 |
| 6 " " | 5 | 6 " " | 37A |
| 2 " " | 11 | 1 " " | 40 |
| 3 " " | 12 | 1 " " | 52 |
| 1 " " | 16 | 6 " " | 111C |
| 1 " " | 17 | 2 " " | 126 |
| 1 " " | 19s | 1 " " | 126A |
| 3 " " | 22 | | |
| 1 " " | 24 | | |
| 2 " " | 35 | | |




Medelst skruvar och muttrar är den ena ändan av vevstaken fästad vid centerskivan och den andra vid korsarmen. Den senare är rörligt fästad vid ståndaren.

Modell n:r 0.99 Linbana

Erforderliga delar :


| | | | | | |
|-----------|----|-----------|-----|-----------|------|
| 4 st. n:r | 2 | 1 st. n:r | 23 | 2 st. n:r | 48A |
| 4 " " | 5 | 2 " " | 35 | 6 " " | 111C |
| 2 " " | 10 | 16 " " | 37 | 2 " " | 125 |
| 1 " " | 17 | 6 " " | 37A | 2 " " | 126 |
| | | 1 " " | 40 | 2 " " | 126A |



Modell n:r 0.100 Bagagevagn

Erforderliga delar :


| | |
|-----------|-----|
| 4 st. n:r | 2 |
| 4 " " | 5 |
| 2 " " | 16 |
| 4 " " | 22 |
| 16 " " | 37 |
| 1 " " | 52 |
| 4 " " | 90A |



Modell n:r 0.101 Ritbord

Erforderliga delar :

| | |
|-----------|------|
| 4 st. n:r | 5 |
| 12 " " | 37 |
| 1 " " | 48A |
| 1 " " | 52 |
| 4 " " | 90A |
| 2 " " | 126A |

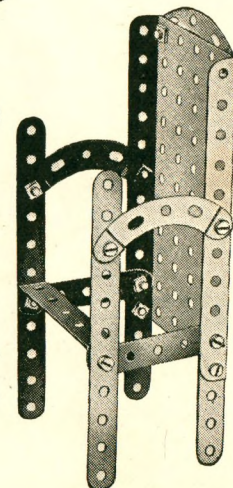


Modell n:r 0.102


Notställ

Erforderliga delar :

| | |
|-----------|-----|
| 2 st. n:r | 2 |
| 4 " " | 5 |
| 12 " " | 37 |
| 1 " " | 48A |
| 1 " " | 52 |
| 3 " " | 90A |



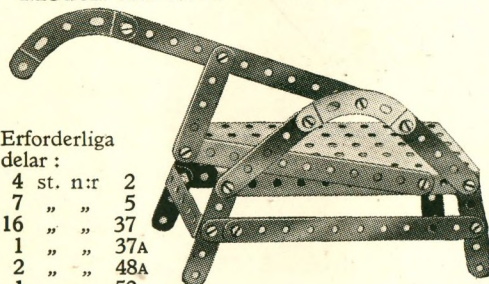
Modell n:r 0.103 Skallra



Erforderliga delar :

| | | | |
|-----------|----|-----------|----|
| 2 st. n:r | 2 | 1 st. n:r | 16 |
| 2 " " | 5 | 1 " " | 24 |
| 1 " " | 11 | 4 " " | 35 |
| 5 " " | 12 | 9 " " | 37 |

Modell n:r 0.104 Skärmaskin



Erforderliga delar :

| | |
|-----------|------|
| 4 st. n:r | 2 |
| 7 " " | 5 |
| 16 " " | 37 |
| 1 " " | 37A |
| 2 " " | 48A |
| 1 " " | 52 |
| 2 " " | 90A |
| 1 " " | 111c |

Modell n:r 0.105 Ankare



Erforderliga delar :


| | | | |
|-----------|---|-----------|------|
| 2 st. n:r | 2 | 1 st. n:r | 11 |
| 1 " " | 5 | 10 " " | 37 |
| | | 1 " " | 57C |
| | | 2 " " | 90A |
| | | 2 " " | 126A |

Modell n:r 0.106

Portal

Erforderliga delar :

| | |
|-----------|------|
| 4 st. n:r | 2 |
| 2 " " | 11 |
| 8 " " | 22 |
| 1 " " | 12 |
| 16 " " | 37 |
| 6 " " | 37A |
| 2 " " | 48A |
| 1 " " | 52 |
| 4 " " | 90A |
| 6 " " | 111c |




Modell n:r 0.107


Fäktare

Erforderliga delar :

| | | | |
|-----------|----|------------|------|
| 8 st. n:r | 5 | 16 st. n:r | 37 |
| 2 " " | 10 | 4 " " | 37A |
| 6 " " | 12 | 1 " " | 52 |
| 2 " " | 16 | 4 " " | 111c |
| 2 " " | 22 | 2 " " | 125 |
| 4 " " | 35 | 2 " " | 126A |



Modell n:r 0.108 Maskingevär



Erforderliga delar :

| | | | |
|-----------|-----|-----------|-----|
| 2 st. n:r | 11 | 1 st. n:r | 22 |
| 4 " " | 12 | 12 " " | 37 |
| 1 " " | 16 | 1 " " | 52 |
| 1 " " | 19s | 4 " " | 90A |


Modell n:r 0.109 Block med en trissa



Erforderliga delar :

| | | | |
|-----------|----|-----------|------|
| 2 st. n:r | 5 | 7 st. n:r | 37A |
| 1 " " | 23 | 1 " " | 57c |
| | | 3 st. n:r | 111c |

Modell n:r 0.110 Tevagn



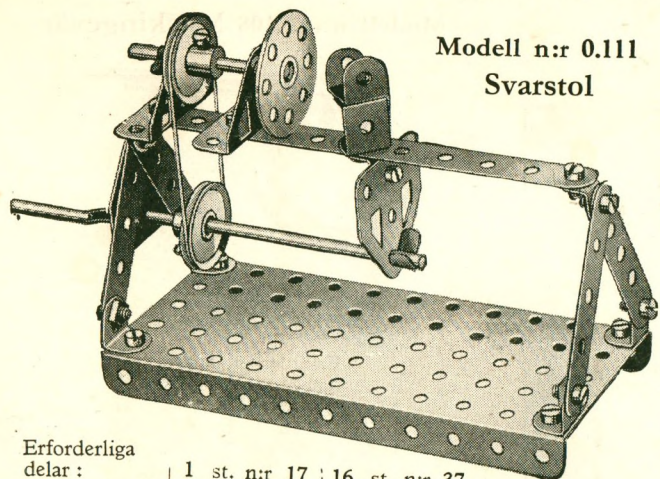
Erforderliga delar :

| | |
|-----------|-----|
| 8 st. n:r | 5 |
| 2 " " | 16 |
| 4 " " | 22 |
| 10 " " | 37 |
| 1 " " | 52 |
| 4 " " | 90A |

Dessa modeller kunna byggas med Meccano-utrustning n:r O eller n:r OO och OOA

Modell n:r 0.113 Viadukt

Modell n:r 0.115 Lyftkran

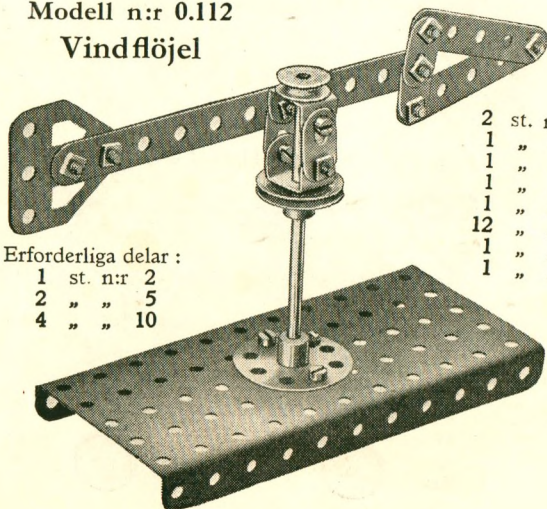


Modell n:r 0.111
 Svarstol

Erforderliga
 delar :

| | | |
|-------------|--------------|---------------|
| 1 st. n:r 2 | 1 st. n:r 17 | 16 st. n:r 37 |
| 4 " " 5 | 2 " " 19s | 1 " " 40 |
| 2 " " 11 | 1 " " 22 | 1 " " 52 |
| 7 " " 12 | 1 " " 24 | 2 " " 126 |
| | 3 " " 35 | 2 " " 126A |

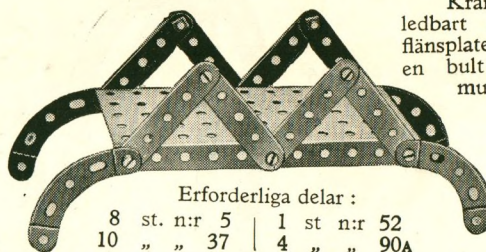
Modell n:r 0.112
 Vindflöjel



Erforderliga delar :

| |
|-------------|
| 1 st. n:r 2 |
| 2 " " 5 |
| 4 " " 10 |

| |
|--------------|
| 2 st. n:r 11 |
| 1 " " 16 |
| 1 " " 22 |
| 1 " " 23 |
| 1 " " 24 |
| 12 " " 37 |
| 1 " " 52 |
| 1 " " 126A |



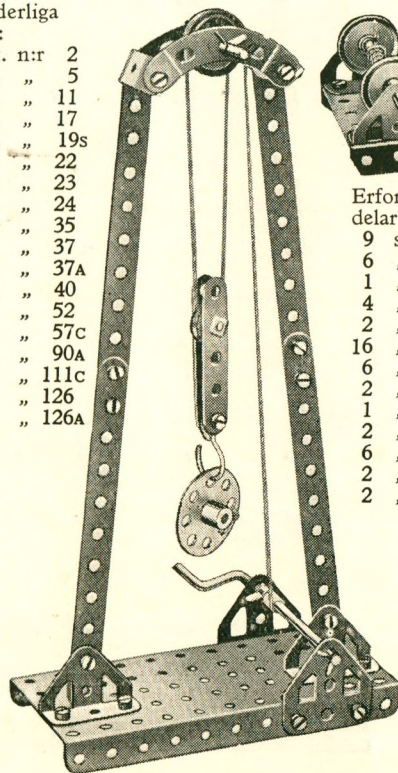
Erforderliga delar :

| | |
|-------------|--------------|
| 8 st. n:r 5 | 1 st. n:r 52 |
| 10 " " 37 | 4 " " 90A |

Modell n:r 0.114 Talja

Erforderliga
 delar :

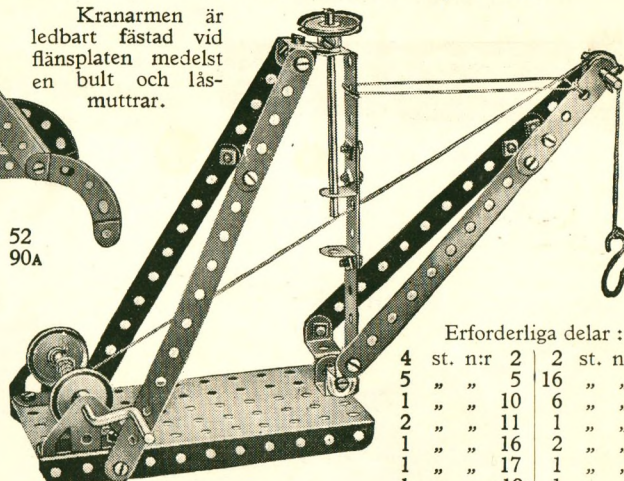
| |
|-------------|
| 4 st. n:r 2 |
| 2 " " 5 |
| 2 " " 11 |
| 1 " " 17 |
| 1 " " 19s |
| 1 " " 22 |
| 1 " " 23 |
| 1 " " 24 |
| 1 " " 35 |
| 5 " " 37 |
| 16 " " 37A |
| 4 " " 40 |
| 1 " " 52 |
| 1 " " 57c |
| 2 " " 90A |
| 4 " " 111c |
| 2 " " 126 |
| 2 " " 126A |



Erforderliga
 delar :

| |
|-------------|
| 9 st. n:r 5 |
| 6 " " 12 |
| 1 " " 19s |
| 4 " " 22 |
| 2 " " 35 |
| 16 " " 37 |
| 6 " " 37A |
| 2 " " 48A |
| 1 " " 52 |
| 2 " " 90A |
| 6 " " 111c |
| 2 " " 126 |
| 2 " " 126A |

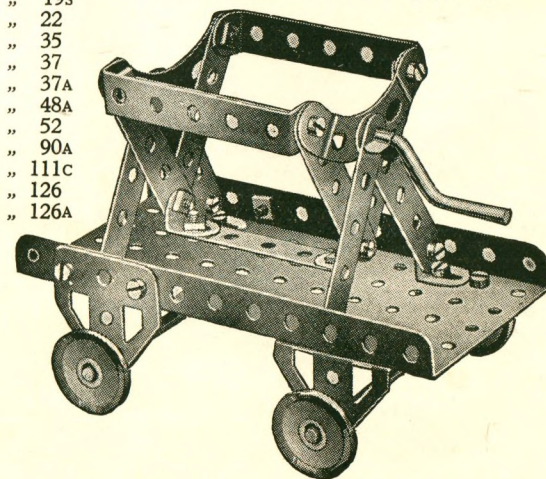
Kranarmen är
 ledbart fästad vid
 flänsplaten medelst
 en bult och läs-
 muttrar.



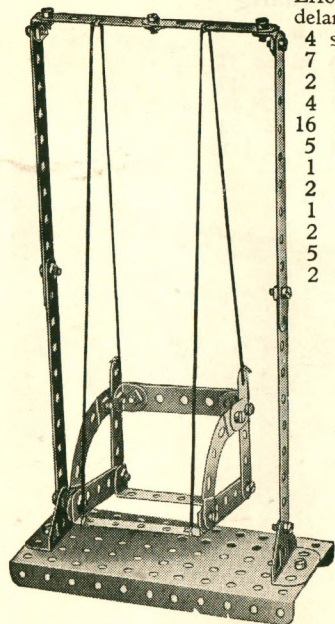
Erforderliga delar :

| | |
|-------------|--------------|
| 4 st. n:r 2 | 2 st. n:r 35 |
| 5 " " 5 | 16 " " 37 |
| 1 " " 10 | 6 " " 37A |
| 2 " " 11 | 1 " " 40 |
| 1 " " 16 | 2 " " 48A |
| 1 " " 17 | 1 " " 52 |
| 1 " " 19s | 1 " " 57c |
| 3 " " 22 | 6 " " 111c |
| 1 " " 23 | 2 " " 125 |
| | 2 " " 126 |

Modell n:r 0.116 Tippvagn




Modell n:r 0.117 Gunga



Erforderliga delar :

| | | |
|----|---------|------|
| 4 | st. n:r | 2 |
| 7 | " " | 5 |
| 2 | " " | 10 |
| 4 | " " | 12 |
| 16 | " " | 37 |
| 5 | " " | 37A |
| 1 | " " | 40 |
| 2 | " " | 48A |
| 1 | " " | 52 |
| 2 | " " | 90A |
| 5 | " " | 111c |
| 2 | " " | 126 |

Modell n:r 0.119 Flygmaskin




Erforderliga delar :

| | | | | | |
|---|---------|----|----|---------|------|
| 4 | st. n:r | 2 | 2 | st. n:r | 22 |
| 5 | " " | 5 | 1 | " " | 24 |
| 1 | " " | 11 | 1 | " " | 35 |
| 2 | " " | 12 | 16 | " " | 37 |
| 1 | " " | 16 | 2 | " " | 37A |
| 1 | " " | 17 | 2 | " " | 111c |
| | | | 2 | " " | 126 |
| | | | 1 | " " | 126A |

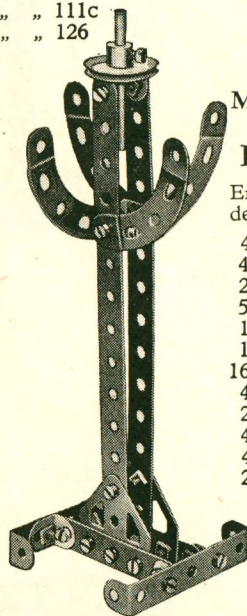
Modell n:r 0.123 Båge

Erforderliga delar :

| | | |
|----|---------|------|
| 4 | st. n:r | 2 |
| 2 | " " | 11 |
| 6 | " " | 12 |
| 16 | " " | 37 |
| 3 | " " | 37A |
| 1 | " " | 52 |
| 4 | " " | 90A |
| 3 | " " | 111c |



Modell n:r 0.121 Anslagstavla



Modell n:r 0.120 Hattställ

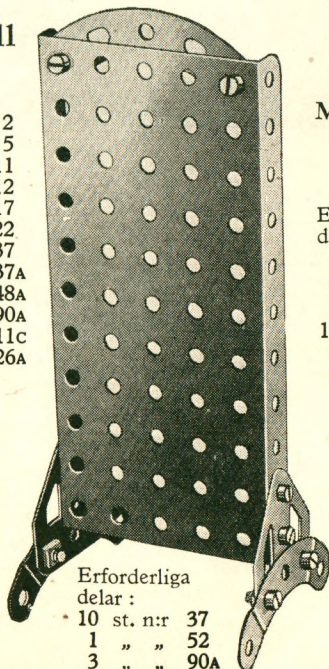

Erforderliga delar :

| | | |
|----|---------|------|
| 4 | st. n:r | 2 |
| 4 | " " | 5 |
| 2 | " " | 11 |
| 5 | " " | 12 |
| 1 | " " | 17 |
| 1 | " " | 22 |
| 16 | " " | 37 |
| 4 | " " | 37A |
| 2 | " " | 48A |
| 4 | " " | 90A |
| 4 | " " | 111c |
| 2 | " " | 126A |

Modell n:r 0.118 Plog

Erforderliga delar :

| | | | | | |
|---|---------|----|----|---------|-----|
| 2 | st. n:r | 2 | 3 | st. n:r | 12 |
| 1 | " " | 5 | 1 | " " | 17 |
| 2 | " " | 10 | 1 | " " | 22 |
| 2 | " " | 11 | 15 | " " | 37 |
| | | | 1 | " " | 44 |
| | | | 1 | " " | 48A |
| | | | 4 | " " | 90A |



Modell n:r 0.122 Stol

Stol

Erforderliga delar :


| | | |
|----|---------|-----|
| 1 | st. n:r | 2 |
| 9 | " " | 5 |
| 3 | " " | 12 |
| 12 | " " | 37 |
| 2 | " " | 48A |
| 1 | " " | 126 |

Erforderliga delar :
10 st. n:r 37
1 " " 52
3 " " 90A
2 " " 126A

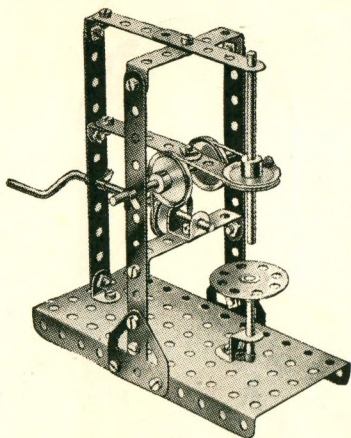
Modell n:r 0.124 Gungbräde

Erforderliga delar :

| | | | | | |
|----|---------|-----|---|---------|-----|
| 4 | st. n:r | 2 | 1 | st. n:r | 52 |
| 1 | " " | 16 | 4 | " " | 90A |
| 2 | " " | 22 | 2 | " " | 126 |
| 12 | " " | 37 | | | |
| 1 | " " | 48A | | | |




Modell n:r 0.125 Borrmaskin



Erforderliga delar :

| | | |
|----|---------|------|
| 3 | st. n:r | 2 |
| 4 | " " | 5 |
| 2 | " " | 11 |
| 3 | " " | 12 |
| 1 | " " | 16 |
| 1 | " " | 17 |
| 1 | " " | 19s |
| 4 | " " | 22 |
| 1 | " " | 24 |
| 6 | " " | 35 |
| 16 | " " | 37 |
| 6 | " " | 37A |
| 1 | " " | 40 |
| 2 | " " | 48A |
| 1 | " " | 52 |
| 6 | " " | 111c |
| 1 | " " | 125 |
| 2 | " " | 126A |

Modell n:r 0.127 Våg



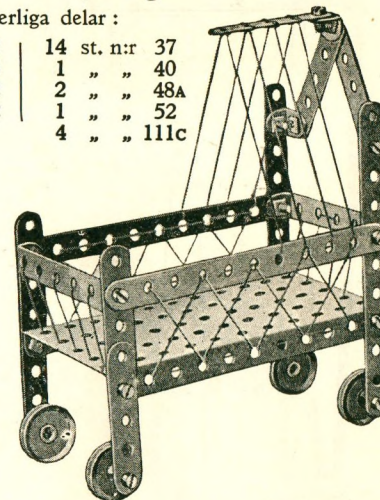
Erforderliga delar :

| | | | | | |
|---|---------|-----|---|---------|-----|
| 2 | st. n:r | 2 | 2 | st. n:r | 48A |
| 9 | " " | 37 | 1 | " " | 52 |
| 1 | " " | 37A | 4 | " " | 90A |
| 1 | " " | 40 | 1 | " " | 126 |

Modell n:r 0.129
Babysäng

Erforderliga delar :

| | | | | | |
|---|---------|----|----|---------|------|
| 4 | st. n:r | 2 | 14 | st. n:r | 37 |
| 7 | " " | 5 | 1 | " " | 40 |
| 3 | " " | 12 | 2 | " " | 48A |
| 4 | " " | 22 | 1 | " " | 52 |
| | | | 4 | " " | 111c |



Modell n:r 0.126 Våg

Erforderliga delar :

| | | | | | |
|---|---------|----|---|---------|-----|
| 1 | st. n:r | 2 | 7 | st. n:r | 37 |
| 2 | " " | 10 | 1 | " " | 44 |
| 2 | " " | 12 | 1 | " " | 52 |
| 1 | " " | 17 | 2 | " " | 126 |

Modell n:r 0.128

Enkel
Blocktalja


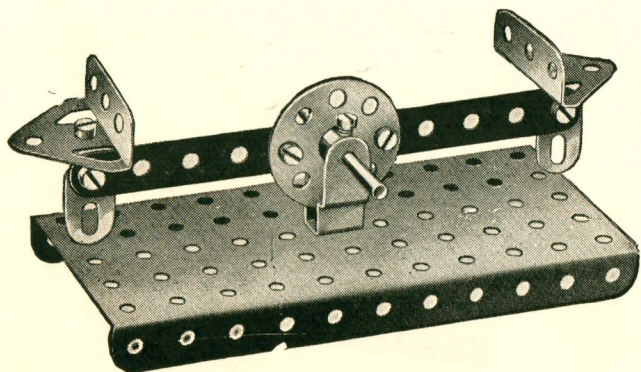
Erforderliga delar :

| | | |
|----|---------|------|
| 1 | st. n:r | 23 |
| 12 | " " | 37A |
| 1 | " " | 57c |
| 4 | " " | 111c |
| 2 | " " | 126A |

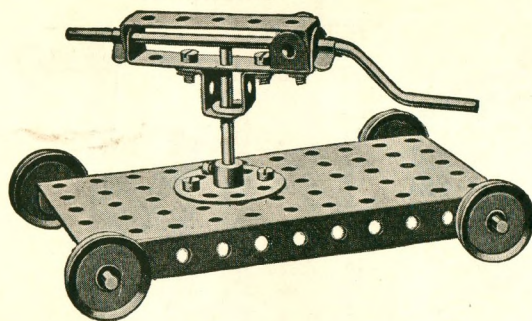
Modell n:r 0.130 Soffa

Erforderliga delar :

| | | | | | | | | |
|---|---------|----|----|---------|-----|---|---------|------|
| 1 | st. n:r | 2 | 16 | st. n:r | 37 | 1 | st. n:r | 52 |
| 3 | " " | 5 | 4 | " " | 37A | 4 | " " | 90A |
| 4 | " " | 12 | 2 | " " | 48A | 4 | " " | 111c |




**Modell n:r 0.131
Bergborr**



Erforderliga delar :

| | | |
|--------------|--------------|---------------|
| 1 st. n:r 11 | 4 st. n:r 22 | 2 st. n:r 48A |
| 2 " " 16 | 1 " " 24 | 1 " " 52 |
| 1 " " 17 | 2 " " 35 | 2 " " 125 |
| 1 " " 19s | 5 " " 37 | |

**Modell n:r 0.132
Vindspel**



Erforderliga delar :

| | | |
|-------------|--------------|--------------|
| 6 st. n:r 5 | 2 st. n:r 22 | 1 st. n:r 40 |
| 4 " " 12 | 1 " " 24 | 1 " " 57C |
| 1 " " 19s | 12 " " 37 | 4 " " 90A |

Modell n:r 0.133 Häst som kråmar sig

Erforderliga delar :

| |
|-------------|
| 6 st. n:r 5 |
| 4 " " 12 |
| 1 " " 17 |
| 1 " " 19s |
| 4 " " 22 |
| 1 " " 24 |
| 16 " " 37 |
| 4 " " 37A |
| 1 " " 40 |
| 1 " " 44 |
| 1 " " 52 |
| 1 " " 90A |
| 4 " " 111C |
| 2 " " 125 |
| 1 " " 126 |
| 1 " " 126A |

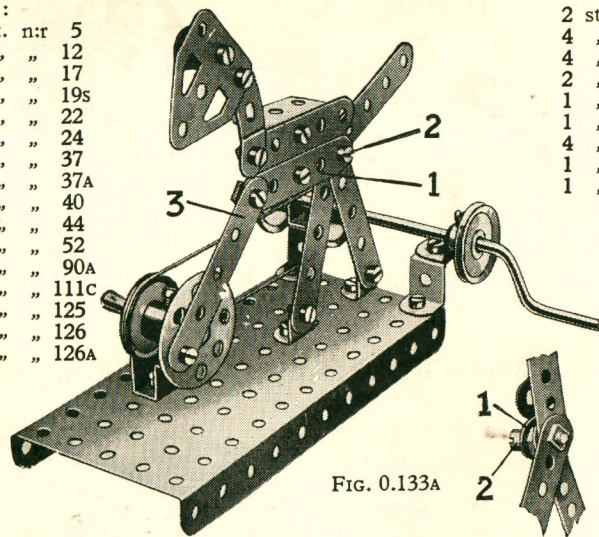
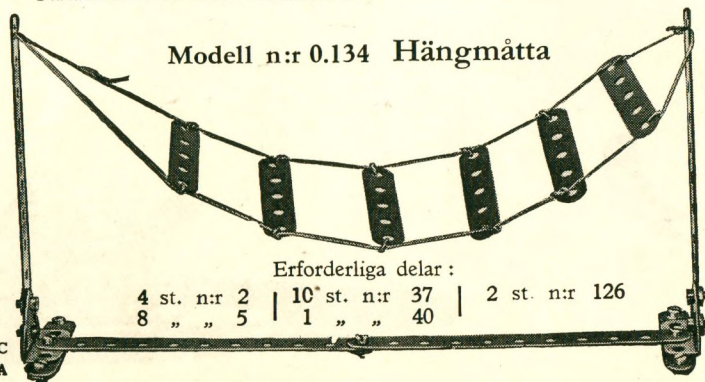


FIG. 0.133A

Remsan 1, som utgör del av kroppen, är fritt rörlig kring skruven 2, men bakbenen och svansen fästas stadigt medelst två muttrar vid skruven, så att de följa dennas rörelser. Hur de olika remsorna anbringas i förhållande till denna skruv framgår tydligare av fig. 0.133A. Remsan 3 är fritt rörlig i bägge ändar kring tappar bestående av skruvar och muttrar.

Modell n:r 0.134 Hängmatta




Erforderliga delar :

| | | |
|-------------|----------------|---------------|
| 4 st. n:r 2 | 10* st. n:r 37 | 2 st. n:r 126 |
| 8 " " 5 | 1 " " 40 | |

Modell n:r 0.135 Svängkran

Erforderliga delar :

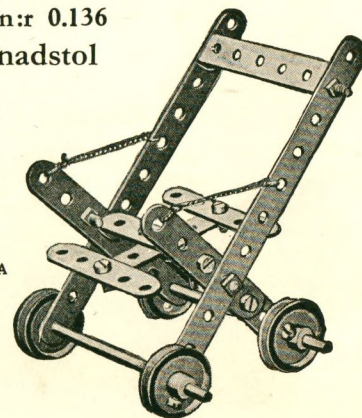
| | |
|---------------|--------------|
| 2 st. n:r 2 | 4 st. n:r 35 |
| 4 " " 5 | 16 " " 37 |
| 4 " " 12 | 2 " " 37A |
| 2 " " 16 | 1 " " 40 |
| 1 " " 17 | 1 " " 44 |
| 1 " " 19s | 2 " " 48A |
| 4 " " 22 | 1 " " 52 |
| 1 " " 23 | 1 " " 57C |
| 1 " " 24 | 2 " " 111C |
| 2 st. n:r 125 | |



**Modell n:r 0.136
Promenadstol**

Erforderliga delar :


| |
|-------------|
| 2 st. n:r 2 |
| 7 " " 5 |
| 2 " " 16 |
| 4 " " 22 |
| 11 " " 37 |
| 1 " " 40 |
| 2 " " 48A |



Dessa modeller kunna byggas med Meccano-utrustning n:r O eller n:r OO och OOA

Modell n:r 0.139

Drillsåg



Erforderliga delar :

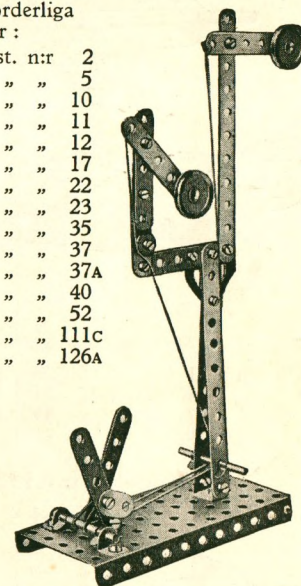
| | | |
|-------------|--------------|---------------|
| 1 st. n:r 2 | 1 st. n:r 24 | 2 st. n:r 48A |
| 1 " " 5 | 1 " " 35 | 1 " " 52 |
| 2 " " 11 | 16 " " 37 | 4 " " 90A |
| 1 " " 19s | 2 " " 37A | 2 " " 126 |

Modell n:r 0.141

Semafor

Erforderliga delar :

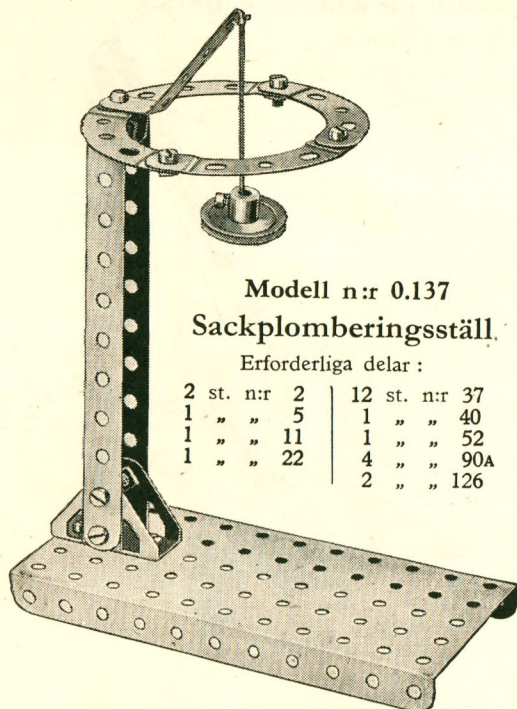
| | |
|-------------|--|
| 3 st. n:r 2 | |
| 7 " " 5 | |
| 2 " " 10 | |
| 3 " " 11 | |
| 2 " " 12 | |
| 2 " " 17 | |
| 2 " " 22 | |
| 1 " " 23 | |
| 4 " " 35 | |
| 16 " " 37 | |
| 5 " " 37A | |
| 1 " " 40 | |
| 1 " " 52 | |
| 5 " " 111c | |
| 1 " " 126A | |



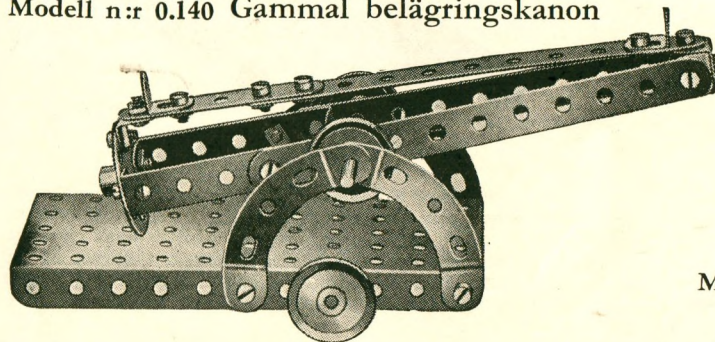
Modell n:r 0.137
Sackplomberingsställ.

Erforderliga delar :

| | |
|-------------|---------------|
| 2 st. n:r 2 | 12 st. n:r 37 |
| 1 " " 5 | 1 " " 40 |
| 1 " " 11 | 1 " " 52 |
| 1 " " 22 | 4 " " 90A |
| | 2 " " 126 |



Modell n:r 0.140 Gammal belägringskanon




Erforderliga delar :

| | |
|-------------|----------------|
| 3 st. n:r 2 | 1 st. n:r 24 |
| 1 " " 11 | 16 " " 37 |
| 4 " " 12 | 2 " " 37A |
| 1 " " 15 | 2 " " 48A |
| 2 " " 16 | 1 " " 52 |
| 4 " " 22 | 4 " " 90A |
| | 2 st. n:r 111c |

Modell n:r 0.142 Slagskepp

Erforderliga delar :


| | |
|---------------|--------------|
| 4 st. n:r 2 | 1 st. n:r 35 |
| 2 " " 5 | 16 " " 37 |
| 4 " " 10 | 6 " " 37A |
| 1 " " 11 | 2 " " 48A |
| 1 " " 16 | 1 " " 52 |
| 1 " " 17 | 2 " " 90A |
| 3 " " 22 | 6 " " 111c |
| 1 " " 24 | 1 " " 125 |
| 2 st. n:r 126 | |




Modell n:r 0.138 Kälke

Erforderliga delar :

| | |
|--------------|--------------|
| 6 st. n:r 37 | 1 st. n:r 52 |
| 1 " " 48A | 4 " " 90A |



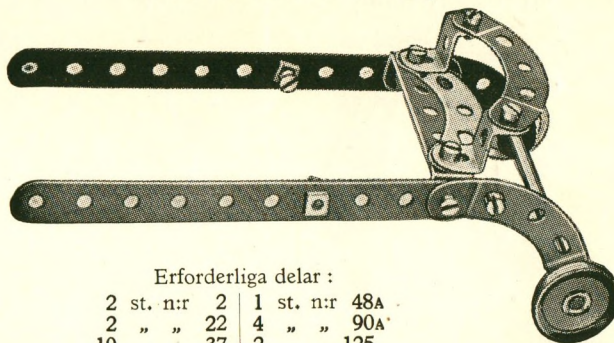
Modell n:r 0.143
Bänksvarv



Erforderliga delar :

| | | | |
|----|-----|-----|-----|
| 3 | st. | n:r | 2 |
| 5 | " | " | 5 |
| 2 | " | " | 11 |
| 1 | " | " | 16 |
| 1 | " | " | 17 |
| 4 | " | " | 22 |
| 1 | " | " | 24 |
| 15 | " | " | 37 |
| 1 | " | " | 40 |
| 1 | " | " | 52 |
| 1 | " | " | 125 |
| 2 | " | " | 126 |

Modell n:r 0.145 Sulky



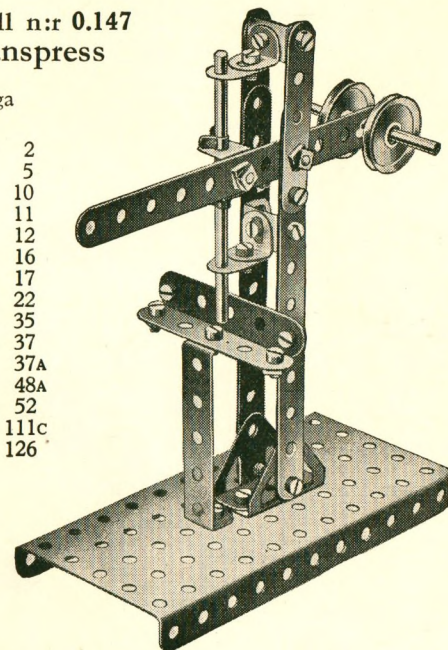
Erforderliga delar :

| | | | | | | | |
|----|-----|-----|----|---|-----|-----|-----|
| 2 | st. | n:r | 2 | 1 | st. | n:r | 48A |
| 2 | " | " | 22 | 4 | " | " | 90A |
| 10 | " | " | 37 | 2 | " | " | 125 |


Modell n:r 0.147
Stanspress

Erforderliga delar :

| | | | |
|----|-----|-----|------|
| 3 | st. | n:r | 2 |
| 4 | " | " | 5 |
| 2 | " | " | 10 |
| 2 | " | " | 11 |
| 6 | " | " | 12 |
| 1 | " | " | 16 |
| 1 | " | " | 17 |
| 2 | " | " | 22 |
| 2 | " | " | 35 |
| 16 | " | " | 37 |
| 6 | " | " | 37A |
| 1 | " | " | 48A |
| 1 | " | " | 52 |
| 6 | " | " | 111c |
| 2 | " | " | 126 |




Modell n:r 0.146 Horizontal ångmaskin



Modell n:r 0.144 Bänk

Erforderliga delar :

| | | | | | | | |
|---|-----|-----|----|---|-----|-----|-----|
| 2 | st. | n:r | 2 | 1 | st. | n:r | 52 |
| 8 | " | " | 37 | 4 | " | " | 90A |




Erforderliga delar :

| | | | | | | | | | | | |
|---|-----|-----|-----|----|-----|-----|-----|---|-----|-----|------|
| 2 | st. | n:r | 2 | 4 | st. | n:r | 22 | 1 | st. | n:r | 52 |
| 6 | " | " | 5 | 1 | " | " | 24 | 4 | " | " | 90A |
| 2 | " | " | 10 | 3 | " | " | 35 | 5 | " | " | 111c |
| 1 | " | " | 12 | 16 | " | " | 37 | 2 | " | " | 126 |
| 2 | " | " | 16 | 5 | " | " | 37A | 2 | " | " | 126A |
| 1 | " | " | 19s | 1 | " | " | 40 | | | | |

Modell n:r 0.148
Rullstol


Erforderliga delar :

| | | | | | | | |
|---|-----|-----|----|----|-----|-----|-----|
| 4 | st. | n:r | 5 | 16 | st. | n:r | 37 |
| 2 | " | " | 12 | 2 | " | " | 48A |
| 2 | " | " | 16 | 1 | " | " | 52 |
| 4 | " | " | 22 | 3 | " | " | 90A |
| | | | | 2 | st. | n:r | 126 |



Dessa modeller kunna byggas med Meccano-utrustning n:r O eller n:r OO och OOA


Modell n:r 0.149
Dubbelbana



Erforderliga delar :

| | |
|-------------|---------------|
| 2 st. n:r 2 | |
| 6 " " 5 | |
| 1 " " 10 | |
| 4 " " 12 | 13 st. n:r 37 |
| 1 " " 16 | 1 " " 52 |
| 3 " " 22 | 1 " " 111c |
| 2 " " 35 | 1 " " 126A |

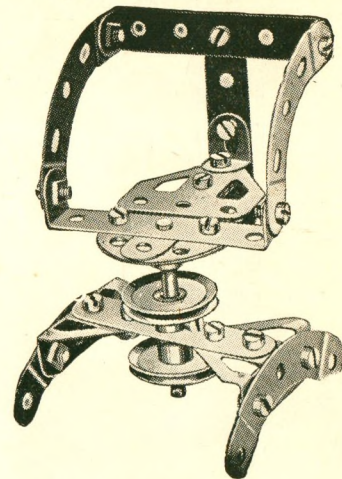
Modell n:r 0.151 Ljusstake



Erforderliga delar :

| |
|-------------|
| 4 st. n:r 5 |
| 8 " " 12 |
| 1 " " 24 |
| 16 " " 37 |
| 4 " " 90A |

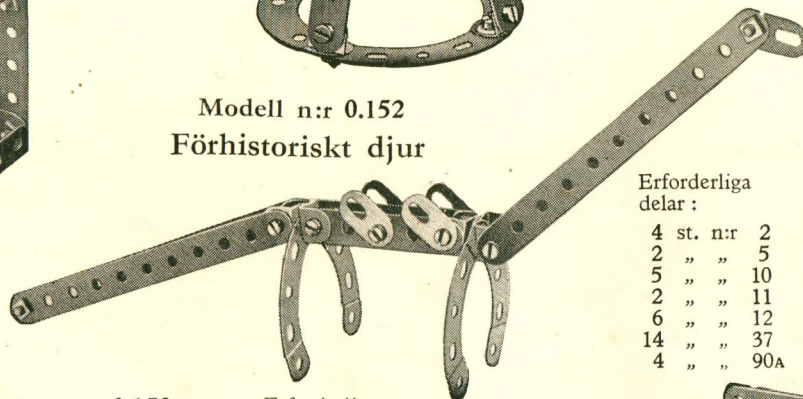
Modell n:r 0.153 Svängbar kontorsstol



Erforderliga delar :

| | |
|-------------|---------------|
| 3 st. n:r 5 | 2 st. n:r 37A |
| 1 " " 12 | 2 " " 48A |
| 1 " " 17 | 4 " " 90A |
| 2 " " 22 | 2 " " 111c |
| 1 " " 24 | 2 " " 126 |
| 16 " " 37 | 1 " " 126A |


Modell n:r 0.152
Förhistoriskt djur



Erforderliga delar :

| |
|-------------|
| 4 st. n:r 2 |
| 2 " " 5 |
| 5 " " 10 |
| 2 " " 11 |
| 6 " " 12 |
| 14 " " 37 |
| 4 " " 90A |

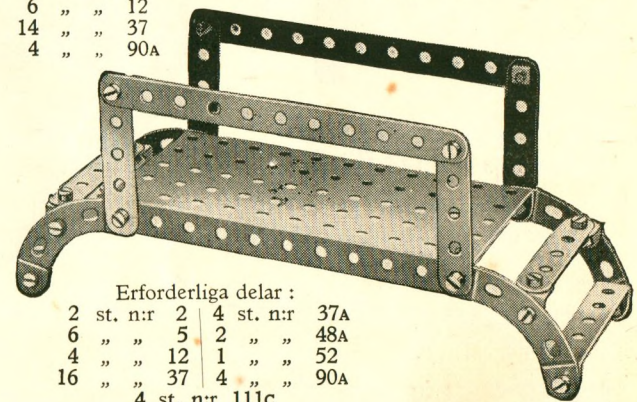
Modell n:r 0.150
Biljardspelare



Erforderliga delar :

| |
|-------------|
| 2 st. n:r 2 |
| 6 " " 5 |
| 3 " " 10 |
| 5 " " 12 |
| 1 " " 16 |
| 1 " " 22 |
| 1 " " 24 |
| 2 " " 35 |
| 16 " " 37 |
| 5 " " 37A |
| 5 " " 111c |
| 2 " " 125 |

Modell n:r 0.154 Bro



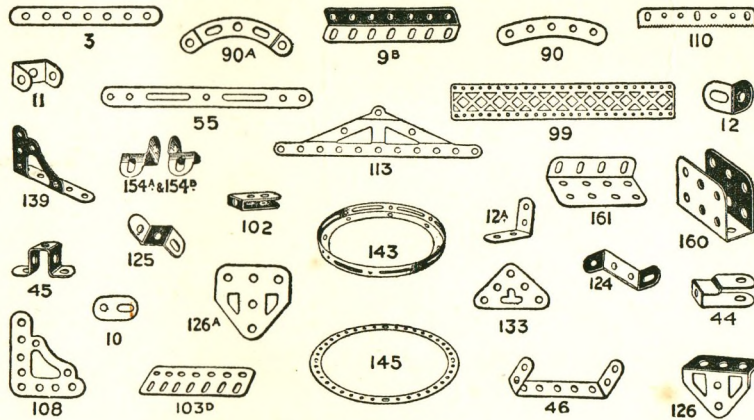
Erforderliga delar :

| | |
|-------------|----------------|
| 2 st. n:r 2 | 4 st. n:r 37A |
| 6 " " 5 | 2 " " 48A |
| 4 " " 12 | 1 " " 52 |
| 16 " " 37 | 4 " " 90A |
| | 4 st. n:r 111c |

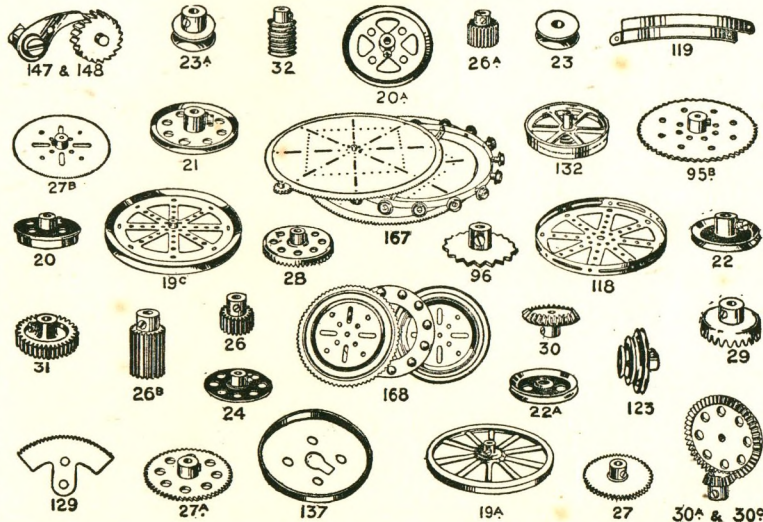
HUR MAN FORTSÄTTER

Härmed avslutas våra exempel på modeller, som kunna göras med MECCANO-utrustning n:r 0. Följande modeller äro något mera invecklade och fordra ett antal extra delar. De erforderliga delarna finnas alla i kompletteringsn:r 0A, vars pris kan erhållas i närmaste leksaksaffär.

Remsor, Vinkeljärn, Hållare



Hjul, Drev, o.s.v.



| | | | | | |
|-----|---|---|-------------|--------------------------|-------------------------------------|
| N:r | | Perforerade remsor: | | N:r | |
| 1 | 32 cm. | 3 | 9 cm. ... | 37a | Muttrar och bultar, 5 mm. ... |
| 1a | 24 " | 4 | 7 1/2 " ... | 37b | Bultar, 5 mm. ... |
| 1b | 19 " | 5 | 6 " ... | 38 | Brickor ... |
| 2 | 14 " | 6 | 5 " ... | 40 | Snören i härvor ... |
| 2a | 11 1/2 " | 6a | 38 mm. | 41 | Propellerblad ... |
| | | Vinkelskenor: | | 43 | Fjädrar ... |
| 7 | 62 cm. | 9a | 11 1/2 cm. | 44 | Knäböckade remsor ... |
| 7a | 47 " | 9b | 9 " | 45 | Dubbelböckade remsor ... |
| 8 | 32 " | 9c | 7 1/2 " | 46 | Dubbelvinkelremsor, 60 x 25 mm. |
| 8a | 24 " | 9d | 6 " | 47 | " " 60 x 38 " |
| 8b | 19 " | 9e | 5 " | 47a | " " 75 x 38 " |
| 9 | 14 " | 9f | 38 mm. | 48 | " " 38 x 12 " |
| 10 | Flata hållare ... | | | 48a | " " 60 x 12 " |
| 11 | Dubbelhållare ... | | | 48b | " " 90 x 12 " |
| 12 | Vinkelhållare, 12 x 12 mm. ... | | | 48c | " " 115 x 12 " |
| 12a | " 25 x 25 " ... | | | 48d | " " 140 x 12 " |
| 12b | " 25 x 12 " ... | | | 50a | Löpare med nav ... |
| | | Axelstänger: | | 52 | Perforerade flänsplåtar, 14 x 6 cm. |
| 13 | 29 cm. | 16a | 6 cm. | 52a | Flata plåtar, 14 x 9 cm. ... |
| 13a | 20 " | 16b | 7 1/2 " | 53 | Perforerade flänsplåtar, 9 x 6 cm. |
| 14 | 16 1/2 " | 17 | 5 " | 53a | Flata plåtar, 11 1/2 x 6 cm. ... |
| 15 | 13 " | 18a | 38 mm. | 54 | Perforerade flänssektorplåtar |
| 15a | 11 1/2 " | 18b | 25 " | 55 | " remsor med springor, |
| 16 | 9 " | | | 55a | " " 14 cm. ... |
| 19 | Vevar, stora ... | | | | remsor med springor, |
| 19s | " små ... | | | | 5 cm. ... |
| 19a | Hjul, 7 1/2 cm. diam. med klämskruvar | | | 56b | Instruktionsbok N:r 0 ... |
| 19b | Linhjul, 7 1/2 cm. diam. m. nav och klämskruv ... | | | 56a | " " 00-3 ... |
| 19c | Linhjul, 15 cm. diam. m. nav och klämskruv ... | | | 56 | " " 4-7 ... |
| 20 | Flänshjul, 28 mm. i diameter | | | 56e | " " 00... ... |
| 20a | Linhjul, 5 cm. diam. m. nav. och klämskruv ... | | | 56f | " " i klotband |
| 20b | Flänshjul, 19 mm. i diameter... Linhjul: | | | 57 | Krokar ... |
| 21 | 38 mm. diam. m. nav och klämskruv | | | 57a | " " för experiment |
| 22 | 25 " " " " " | | | 57b | " " belastade (stora) |
| 22a | 25 " " " " " | | | 57c | " " (små) |
| 23 | 12 " " " " " | | | 58 | Elastika snören ... |
| 23a | 12 " " " " " | | | 58a | Skruvar till Elastika Snören |
| 24 | Centerskivor ... | | | 58b | Hake för gummisnodd... |
| 25 | Drev, 19 mm. i diam., 6 mm. bred | | | 59 | Stoppringar med klämskruv |
| 25a | " 19 " " 12 " " | | | 61 | Väderkvarnsvingar... |
| 25b | " 19 " " 19 " " | | | 62 | Vevarmar... |
| 26 | " 12 " " 6 " " | | | 62a | Gångade vevarmar... |
| 26a | " 12 " " 12 " " | | | 62b | Dubbelarmade vevar |
| 26b | " 12 " " 19 " " | | | 63 | Kopplingar ... |
| | | Kuggghjul: | | 63a | Åttkantiga kopplingar ... |
| 27 | 50 kuggar, passar till 19 mm. drev | | | 63b | Kopplingar för remsor ... |
| 27a | 57 " " " 12 " " | | | 63c | Gångade kopplingar |
| 27b | 133 " " " 12 " " | | | 64 | nav ... |
| | | (9 cm. diam.) | | 65 | Gaffar ... |
| 27c | 95 kuggar (6 cm. i diameter) | | | 66 | Vikter, 50 gram ... |
| 28 | Kronhjul, 38 mm. diam. ... | | | 67 | " 25 ... |
| 29 | " 19 " " " " " | | | 68 | Träskruvar, 12 mm. ... |
| 30 | Koniska drev, 22 mm., 26 kuggar | | | 69 | Ställskruvar ... |
| 30a | " " 12 " 16 " " | | | 69a | Stoppsskruvar, 4 mm. ... |
| 30c | " " 38 " 48 " " | | | 69b | " " 5 " " " " |
| | | 30a och c kunna endast användas tillsammans | | 70 | Flata plåtar, 14 x 6 cm. ... |
| 31 | Kuggghjul, 25 mm., 38 kuggar | | | 72 | " " 6 x 6 " ... |
| 32 | Snäckskruvar ... | | | 73 | " " 75 x 38 mm. ... |
| 34 | Skruvnycklar ... | | | 76 | Trekantiga plåtar, 6 cm. ... |
| 34b | Hylsnycklar ... | | | 77 | " " 2 1/2 " ... |
| 35 | Fjäderklämmare ... | | | Gångade axelstänger: N:r | |
| 36 | Skruvmejslar ... | | | 78 | 29 cm. 80a 9 cm. |
| 36a | " extra långa ... | | | 79 | 20 " 80b 11 1/2 " |
| 36b | " special ... | | | 79a | 15 " 81 5 " |
| | | | | 80 | 12 1/2 " 82 2 1/2 " |
| | | | | 89 | 14 cm. bågremor, 25 cm. radie |



Nr

89a 7½ cm. bågremсор, bockade, 44 mm. radie, 4 per cirkel

89b 10 cm. bågremсор, bockade 11½ cm. radie, 8 per cirkel

90 6 cm. bågremсор, 6 cm. radie

90a " " bockade, 34 mm. radie, 4 per cirkel

94 Kedja

95 Kedjehjul, 5 cm. diam.

95a " " 38 mm.

95b " " 75 " "

96 " " 25 " "

96a " " 19 " "

97 Fackverksremсор, 9 cm. långa

97a " " 7½ " "

98 " " 6 " "

99 " " 32 " "

99a " " 24 " "

99b " " 19 " "

100 " " 14 " "

100a " " 11½ " "

101 Solv till vävstolar

102 Enkla böjda remсор

103 Flata skenor, 14 cm. långa

103a " " 24 " "

103b " " 32 " "

103c " " 11½ " "

103d " " 9 " "

103e " " 7½ " "

103f " " 6 " "

103g " " 5 " "

103h " " 38 mm.

103k " " 19 cm.

104 Skyttlar för vävstolar

105 Vävskedskrokar

106 Trårullar

106a Sandrullar

107 Bord för ritmaskiner

108 Arkitraver

109 Planskivor 6 cm. diam.

110 Kuggremсор, 9 cm.

110a " " 16½ " "

111 Bultar, 19 mm.

111a " " 12 " "

111c " " 9½ " "

113 Bjälklag

114 Gångjärn

115 Gångade tappar

116 Gafflar, större

116a " " mindre

117 Stålkulor, 9½ mm. diam.

118 Navskivor, 14 cm.

119 Hjulsegment (8 per hjul, 29 cm. diam.)

120 Buffertar

120a Fjäderbuffertar

120b Spiralfjäder

121 Tågkopplingar

122 Miniätyrsäckar med innehåll

123 Trappinhjul

124 Omvända vinkelhållare, 25 mm.

125 " " 12 " "

126 Vinkelbockade fästplåtar

126a Flata fastplåtar

127 Enkla klockvevar

128 Klockvevar med nav

129 Tandade segment, 7½ cm. diam.

130 Excentrar med tre radier

131 Skopor till mudderverk

132 Svånghjul, 7 cm. diam.

Nr

133 Hörnhållare

133a " " 25 mm.

134 Vevaxlar med 25 mm. vevslång

135 Teodolit-gradskivor

136 Ledstångsfästen

136a Ledstångskoppling

137 Hjulflänser

138 Ångbåtsskorstenar

*138a " " Cunard typ

139 Konsoler (höger)

139a " (vänster)

140 Polhemsknutar

141 Linor för klocklod

142 Gummislangar, 7½ cm. fälg

142a Dunlopäck för 5 " "

142b " " 7½ " "

142c " " 25 mm.

142d " " 38 " "

143 Cirkelformiga skenor, 14 cm.

144 Klockkopplingar

145 Cirkelremсор, 19 cm. diam.

146 Cirkelplåtar, 15 " "

146a " " 10 " "

147 Spårhakar med tappbultar och muttrar

147a Spårhaker

147b Tappbult med 2 muttrar

148 Spårhjul

149 Uppsamlingssko för elektriska lok

150 Kranskopor

151 Block med en trissa

152 " " två trissor

153 " " tre " "

154a Vinkelhållare, 12 mm., höger

154b " " 12 " " vänster

155 Gummiringar, 15 " "

156 Visare, längd 6 cm. med nav

157 Flåktar, 5 cm. diam.

158a Smaförmarm, huvudsignal

158b " " försignal

159 Cirkelsågar

160 Dubbla lagerbockar, 38 x 25 x 13 mm.

161 Enkla " " 50 x 25 x 13 " "

162 Ångpanna komplett, med gavlar

162a Ångpannegavlar

162b Ångpanna utan gavlar

163 Cylinderrör, 35 x 18 mm.

164 Mindre skorstenar

165 Ledkopplingar

166 Ändlager

167 Rullager

167a Rullagerbanor, 192 kuggar

167b Ringramar för rullar

167c Drev för rullager, 16 kuggar

168 Kullager, 10 cm. diam.

168a Rullagerbanor med fläns

168b " " " " kuggar

168c Kulkransar, kompletta, med kulor

169 Grävskopor

170 Excentrar med 6 mm. kast

171 H-Koppling

172 Pendelhållare

173 Rälsförbindning

174 Smörjkoppar

175 Elastisk Koppling

176 Förankringsfjäder för Meccano-snöre

177 Axellednings-Uppståndare, stora

178 " " små

179 Axelstångshylsa

* Levereras i 26 olika typer, som motsvara färger och utförandet av de större ångbåtsslinjernas skorstenar.