

**SUPPLEMENT TO
MANUAL
OF
INSTRUCTIONS**



**To Be Used in Connection
With the Regular Manual**

**THE
American Model Builder
THE TOY FOR THE BOY**

**Herein are Shown Many New,
Novel and Interesting Models
That Can Be Made With Your
American Model Builder Outfit**

SEE LATEST PRIZE OFFER ON NEXT PAGE

The American Mechanical Toy Co.

DAYTON, OHIO, U. S. A.

The American Model Builder

To Strengthen the Mind is to Exercise not Rest—Pope



THE AMERICAN MODEL BUILDER is designed to teach the boy the first steps in practical mechanics. Every part in this outfit is a miniature machine part made of steel and brass, double plated and polished. This makes the outfit practically indestructible.

Each Pulley, Flanged and Grooved Wheel, Gear, Pinion, Bush Wheel, Eccentric Drive Wheel, Car Wheel, Auto Wheel and Sprocket is equipped with a brass Collar and case-hardened Set Screw, cupped at the end, which provides a positive fastening when used in any of the working models.

All Gears are accurately cut to pitch and all Strips are made with rounded edges, so as to avoid the possibility of cutting the fingers when building the models. All Cranks are drilled for threading the string when used for hoisting purposes, and the cranks as well as the axles have rounded ends.

The most up-to-date and modern machinery has been installed in our factory to make the American Model Builder the most complete and practical steel construction outfit on the market.

First familiarize yourself with the various parts and their names, then start to erect all the Models, and take them in regular rotation until the capacity of your set is exhausted.

The American Model Builder is made in eight regular progressive sets, numbered from 0 to 7, and three special sets, No. 11, 12 and 13. The outfits numbered from 0½ to 6½ are Accessory Sets and should only be purchased for use in enlarging the regular sets. For instance, if you possess a No. 1 Outfit, the purchase of a No. 1½ Accessory Set will supply sufficient parts to convert a No. 1 into a regular No. 2 set. The No. 2½ Accessory Outfit contains enough parts to convert a No. 2 into a regular No. 3 set, and so on. We recommend the purchase of Accessory Outfits as the boy's knowledge increases. They are furnished in neat cardboard boxes, where all the parts may be kept when not in use. However, individual parts may also be purchased separately.

We have designed special Motors, Transformers and a Counter-shaft for boys desiring to operate their Models by Electricity.

These are by far the most efficient small devices ever offered the public, and a full description will be found on page 12.

We maintain an Experimental Department at our factory where new designs and models are constantly made. We want the name and address of each owner of an American Model Builder, as well as the number of your Outfit, so that we can keep you advised from time to time of any new models that can be built with your set. Please fill in the blank post card which is enclosed in your set and mail to us for this purpose.

PRIZE CONTEST

The charm and instruction in these Outfits lies in the building of original models. To encourage inventive genius, we are offering for the best original suggestions, submitted to us by April 1st, 1918, for the building of new models,

250 PRIZES as follows

One Capital Prize in Cash.....	\$100.00
2 Prizes consisting of \$25.00 Outfits.....	50.00
3 " " " " 15.00 ".....	45.00
10 " " " " 7.50 ".....	75.00
15 " " " " 5.00 ".....	75.00
20 " " " " 4.00 ".....	80.00
25 " " " " 3.00 ".....	75.00
10 " " " " 2.50 Motors.....	25.00
55 " " " " 2.00 Outfits.....	110.00
10 " " " " 1.50 Motors.....	15.00
100 " " " " 1.00 Outfits.....	100.00
	\$750.00

No entrance fee of any kind will be charged.

In order to compete for these prizes it is not necessary for the contestant to own or buy an AMERICAN MODEL BUILDER OUTFIT,—simply send us a sketch, drawing, photograph or model made up of steel, cardboard, wood, tin or any other material, and all will receive equal consideration. These suggestions will then be submitted to three members of the Board of Directors of the Y. M. C. A. of Dayton, Ohio, and the awards made by them between April 15 and May 1, 1918.

The committee will be governed in awarding the prizes by the mechanical and structural features involved in the design, as well as their practicability, usefulness and symmetry.

In submitting models, photos or suggestions **BE SURE** to give your **FULL NAME** and Postoffice address.


We want every user of The American Model Builder to feel free to write us at any time when difficulties arise in the building of Models and we will gladly give our suggestions and help.

THE AMERICAN MECHANICAL TOY COMPANY
DAYTON, OHIO, U. S. A.

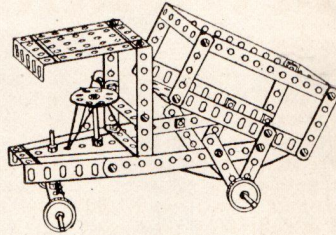
THE TOY FOR THE BOY

Page 3

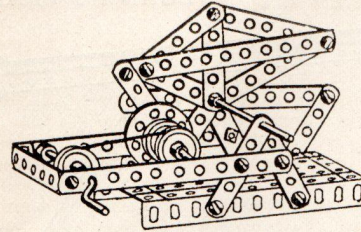
LOCOMOTIVE



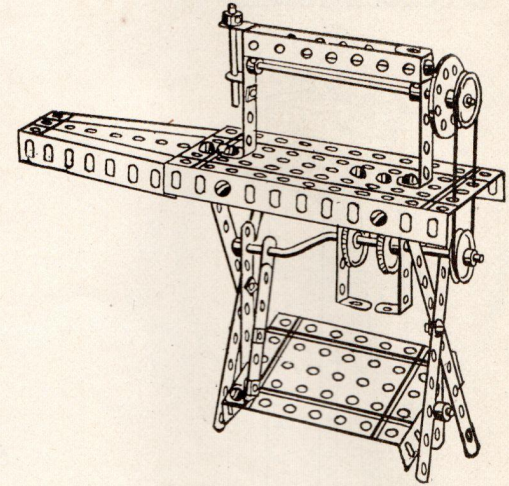
AUTO DUMP CAR



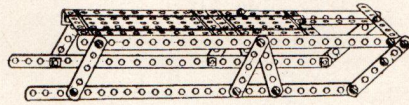
ALLIGATOR SHEARS



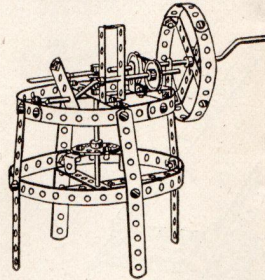
SEWING MACHINE



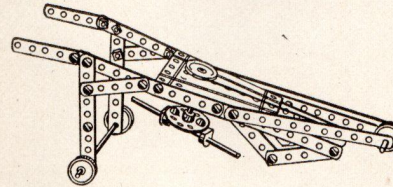
BOB SLED



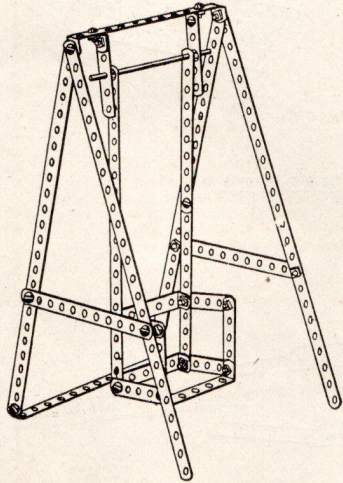
HAND WASHING MACHINE



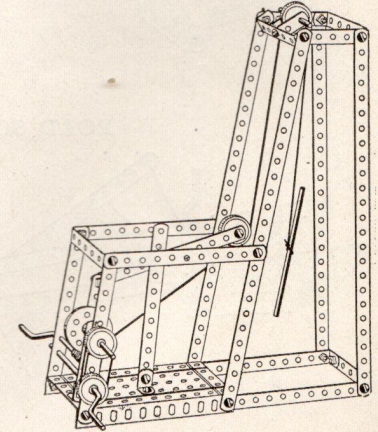
POTATO DIGGER



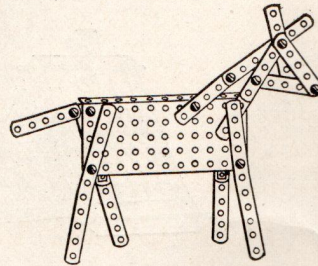
LAWN SWING



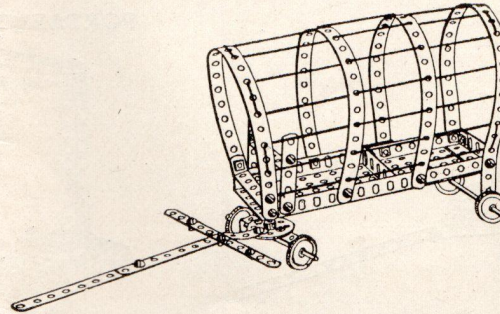
WELL DRILL



NEARLY A HORSE

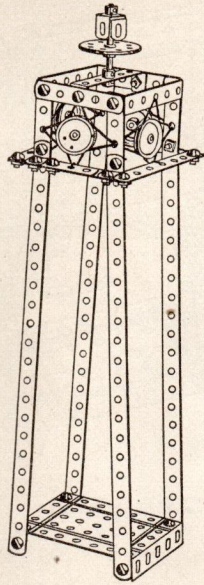


PRAIRIE SCHOONER

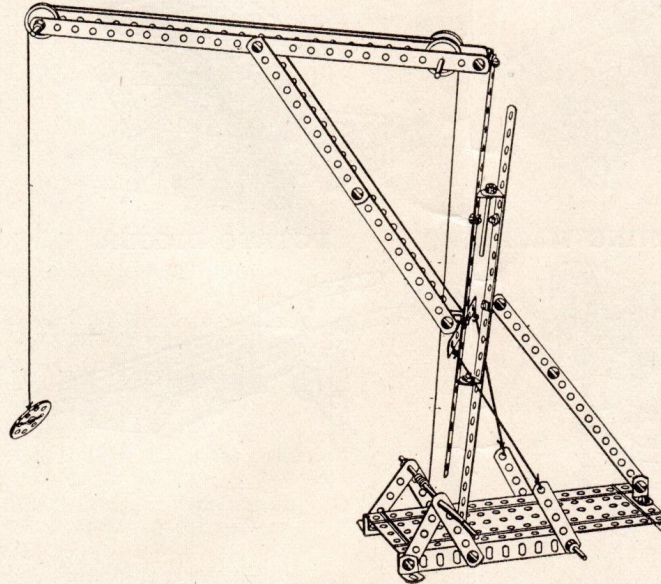


All Models shown on this page can be made with The American Model Builder Outfit No. 1 or No. 11, or No. 0 and No. 0½ Combined.
 HALF THE FUN IS BUILDING THE MODELS—THE OTHER HALF IS OPERATING THEM WHEN COMPLETED.

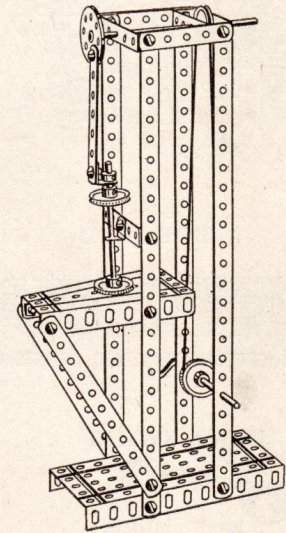
CLOCK TOWER



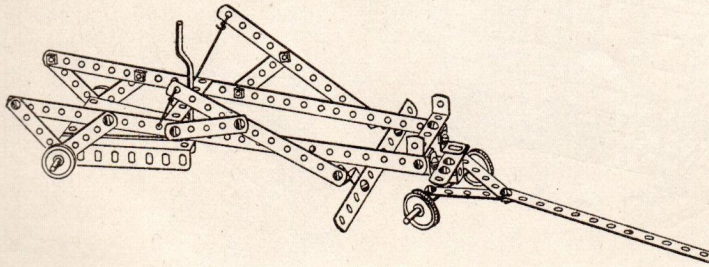
LOADING CRANE



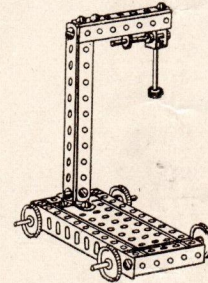
PUNCH PRESS



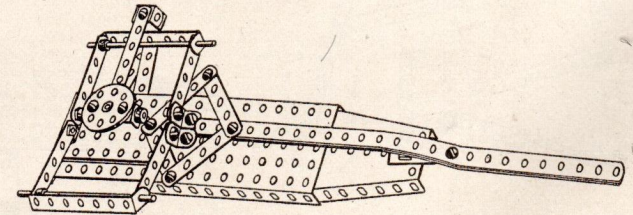
ROAD SCRAPER



PORTABLE SCALE

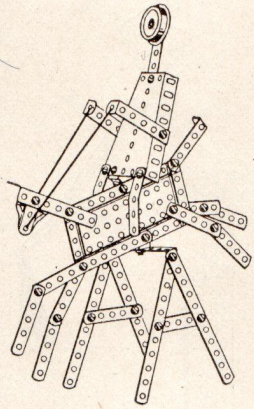


ANIMAL TRAP

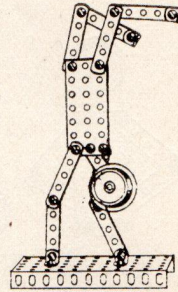


All Models shown on this page can be made with The American Model Builder Outfit No. 1 or No. 11, or No. 0 and No. 0½ Combined.
 HALF THE FUN IS BUILDING THE MODELS—THE OTHER HALF IS OPERATING THEM WHEN COMPLETED.

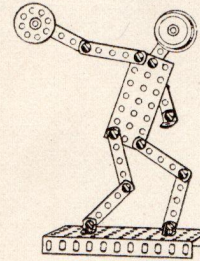
HURDLE JUMPER



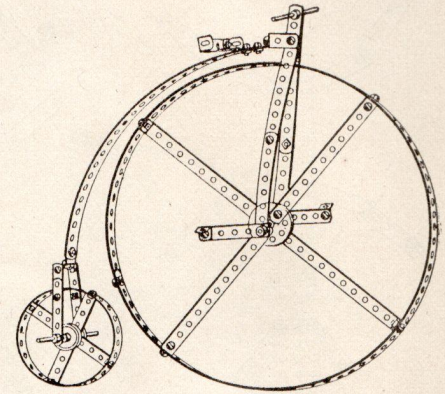
ACROBAT




DISCUS THROWER



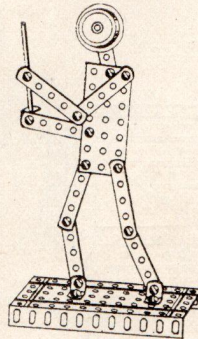
OLD-FASHIONED BICYCLE



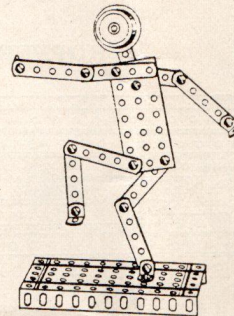
CATCHER



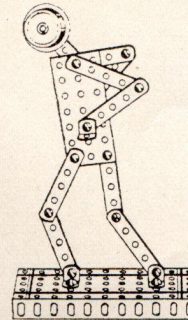
BATTER



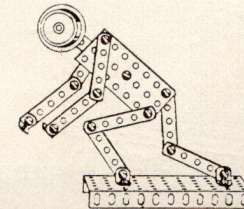
PITCHER



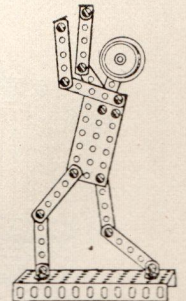
UMPIRE



SHORT STOP

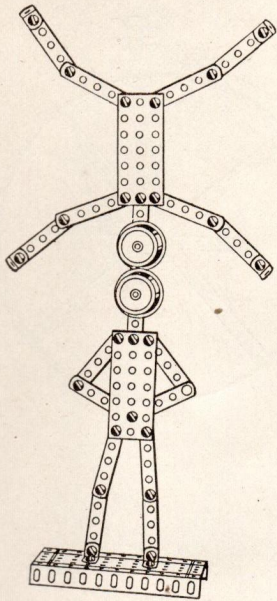


FIELDER




All Models shown on this page can be made with The American Model Builder Outfit No. 2 or No. 12, or with No. 1 and No. 1½ Combined, or with No. 11 and No. 1½ Combined.
 HALF THE FUN IS BUILDING THE MODELS—THE OTHER HALF IS OPERATING THEM WHEN COMPLETED.


HEAD BALANCER



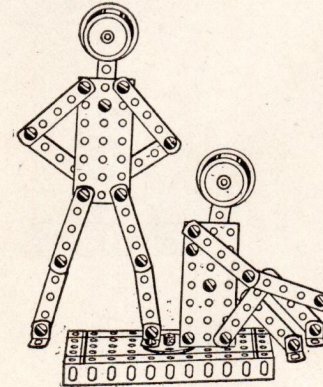
HAND BALANCER



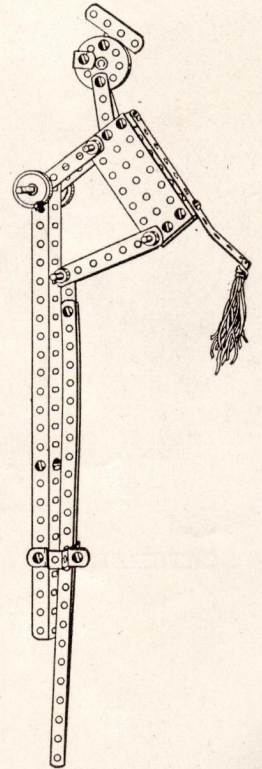
POLE BALANCER



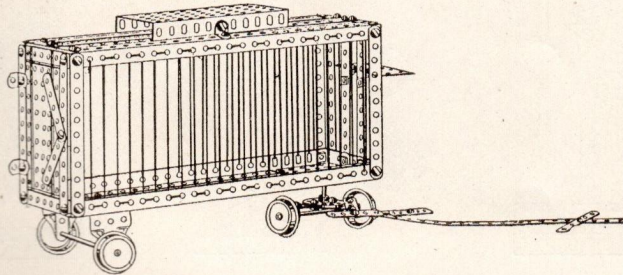
AWAITING THE DECISION



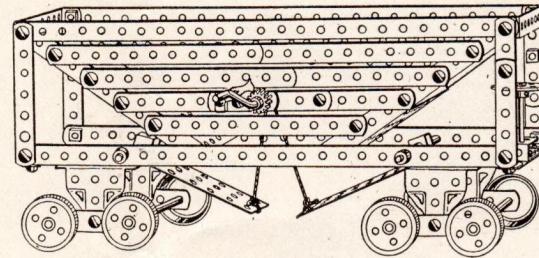
PERFORMING JOCKO



CIRCUS CAGE

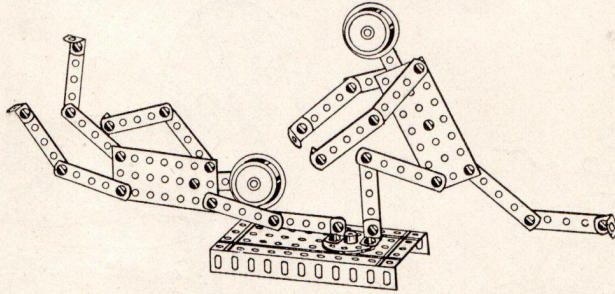


HOPPER CAR

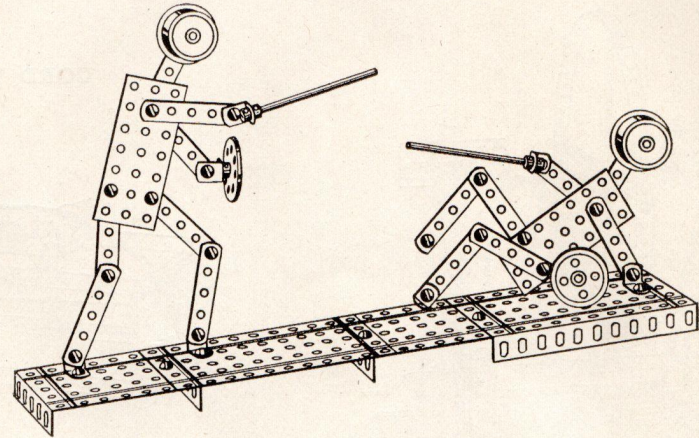


All Models shown on this page can be made with The American Model Builder Outfit No. 3 or No. 13, or with No. 2 and No. 2½ Combined, or with No. 12 and No. 2½ Combined.
 HALF THE FUN IS BUILDING THE MODELS—THE OTHER HALF IS OPERATING THEM WHEN COMPLETED.

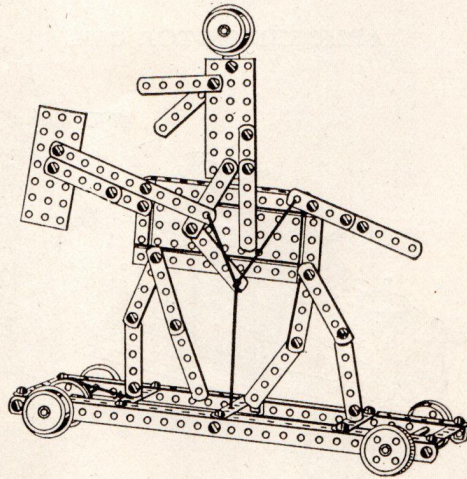
SAFE ON SECOND



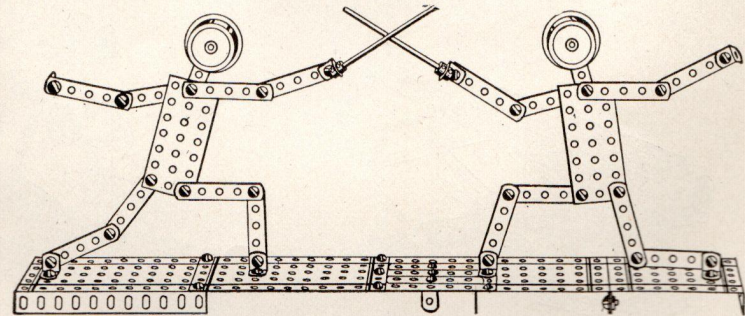
WARRIORS



HOBBY HORSE



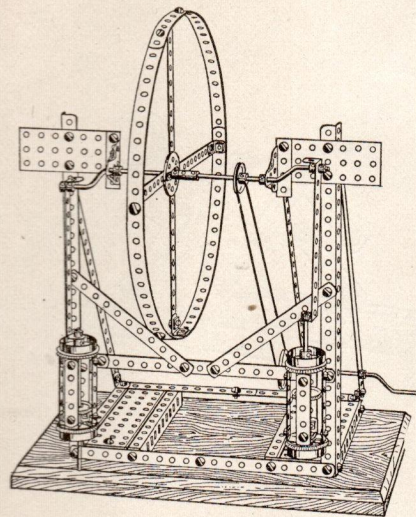
FENCERS



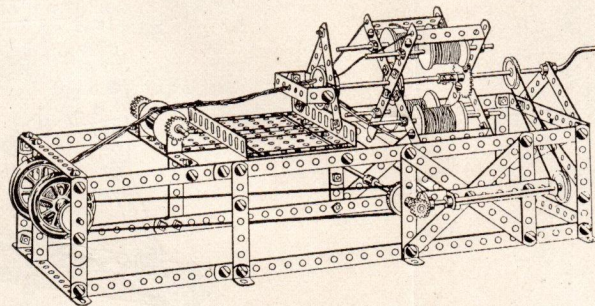
All Models shown on this page can be made with The American Model Builder Outfit No. 3 or No. 13, or with No. 2 and No. 2½ Combined, or with No. 12 and No. 2½ Combined.

HALF THE FUN IS BUILDING THE MODELS—THE OTHER HALF IS OPERATING THEM WHEN COMPLETED.

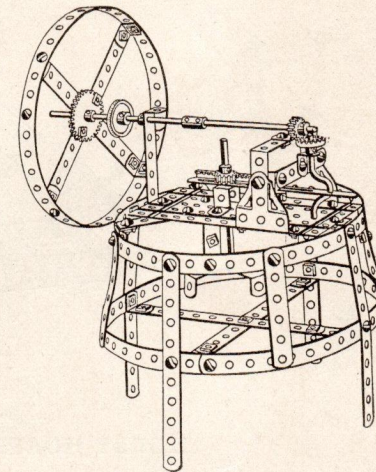
DOUBLE ACTING PUMP



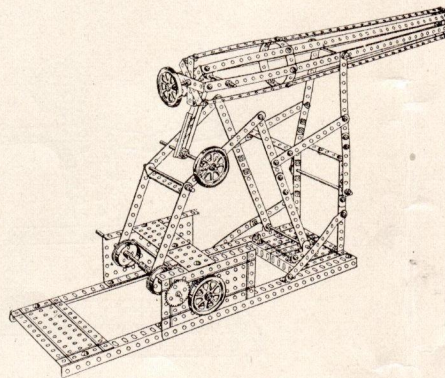
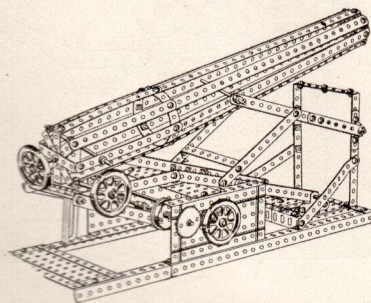
CORD WEAVING MACHINE



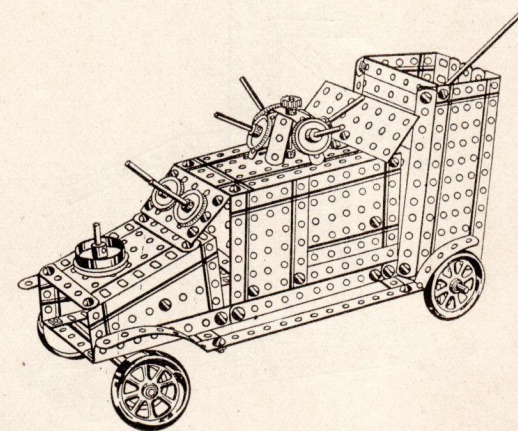
POWER WASHING MACHINE



DISAPPEARING GUN

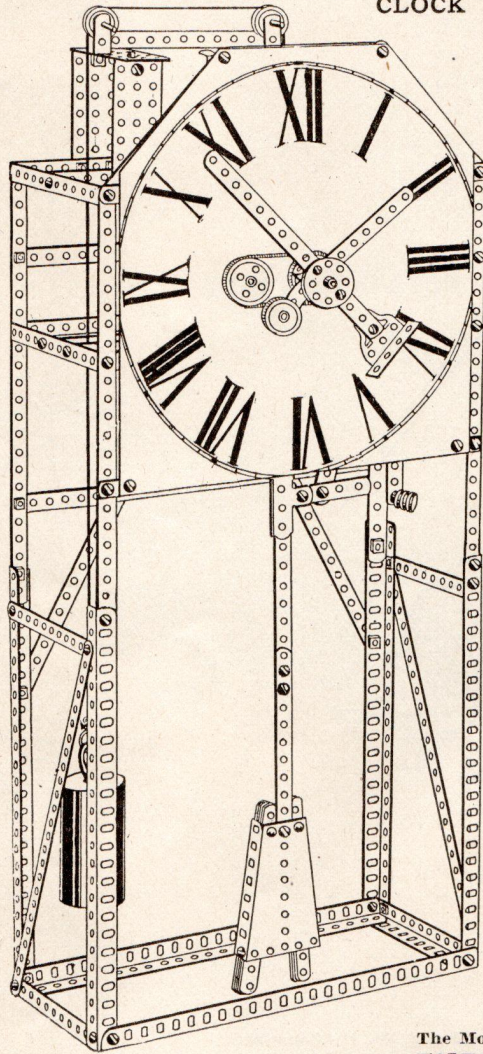


ARMORED MOTOR CAR

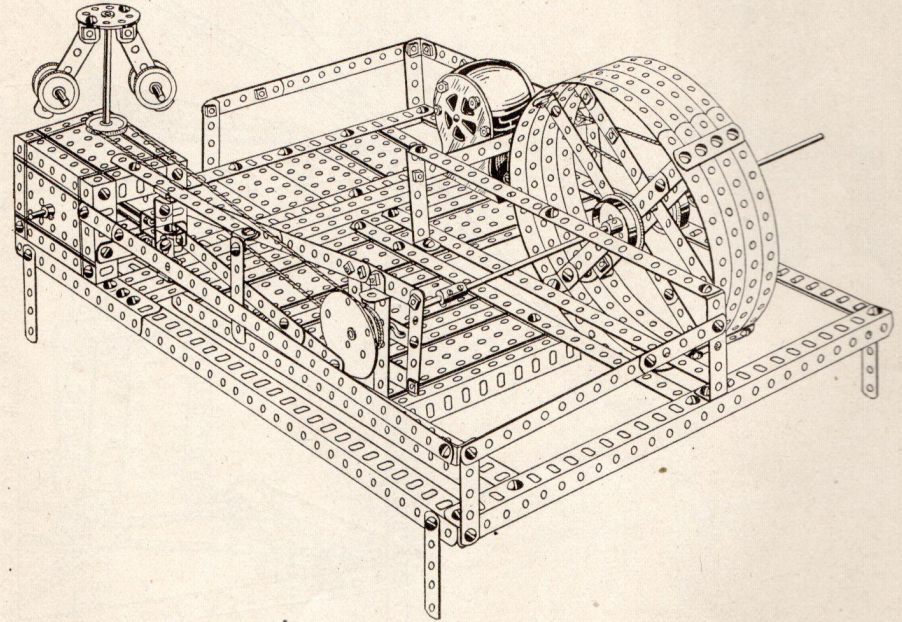


All Models shown on this page can be made with The American Model Builder Outfit No.4, or with No. 3 and No. 3½ Combined, or with No. 13 and No. 3½ Combined.
 HALF THE FUN IS BUILDING THE MODELS—THE OTHER HALF IS OPERATING THEM WHEN COMPLETED.

CLOCK

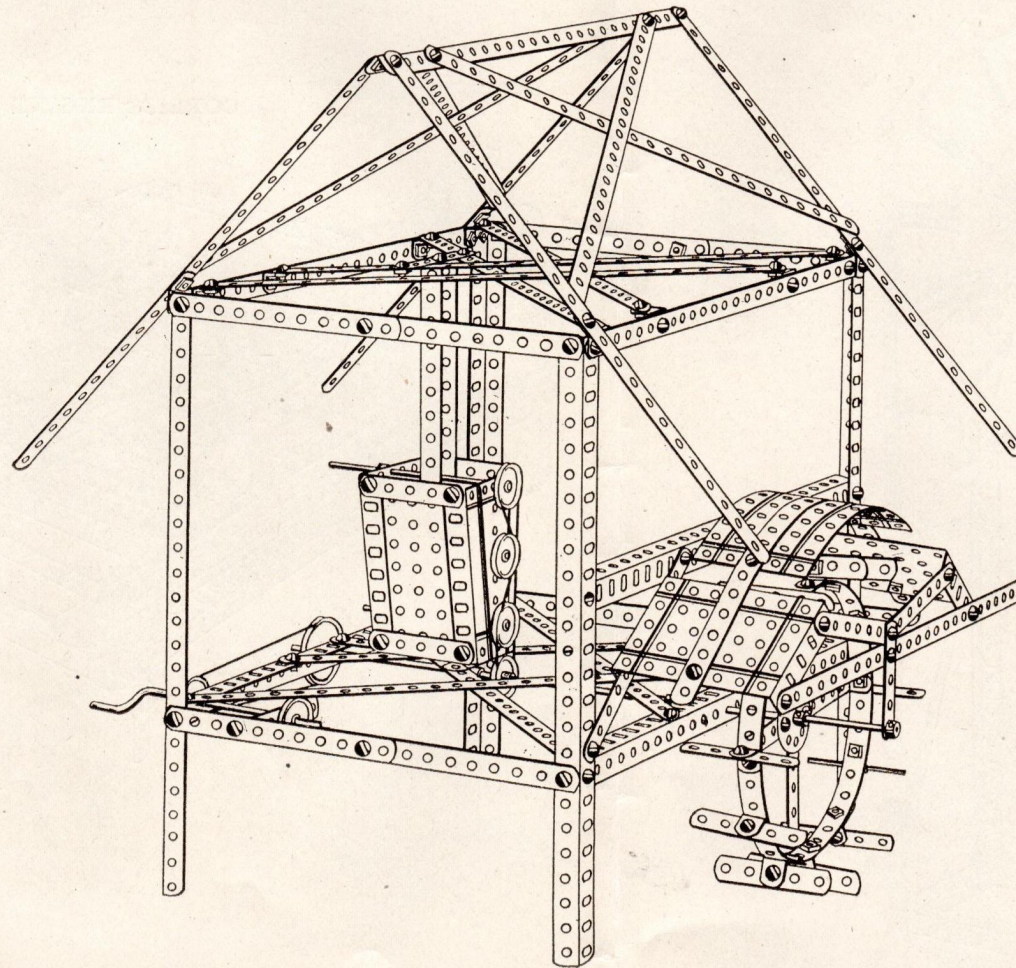


CORLISS ENGINE



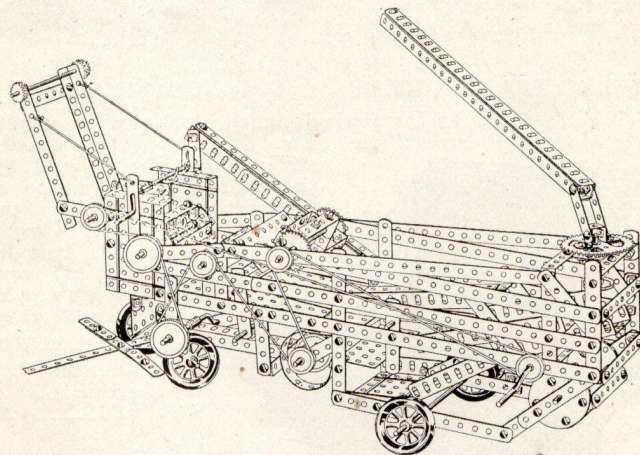
The Models shown on this page can be made with The American Model Builder Outfit No. 5, or with No. 4 and No. 4½ Combined.
HALF THE FUN IS BUILDING THE MODELS—THE OTHER HALF IS OPERATING THEM WHEN COMPLETED.

GRIST MILL

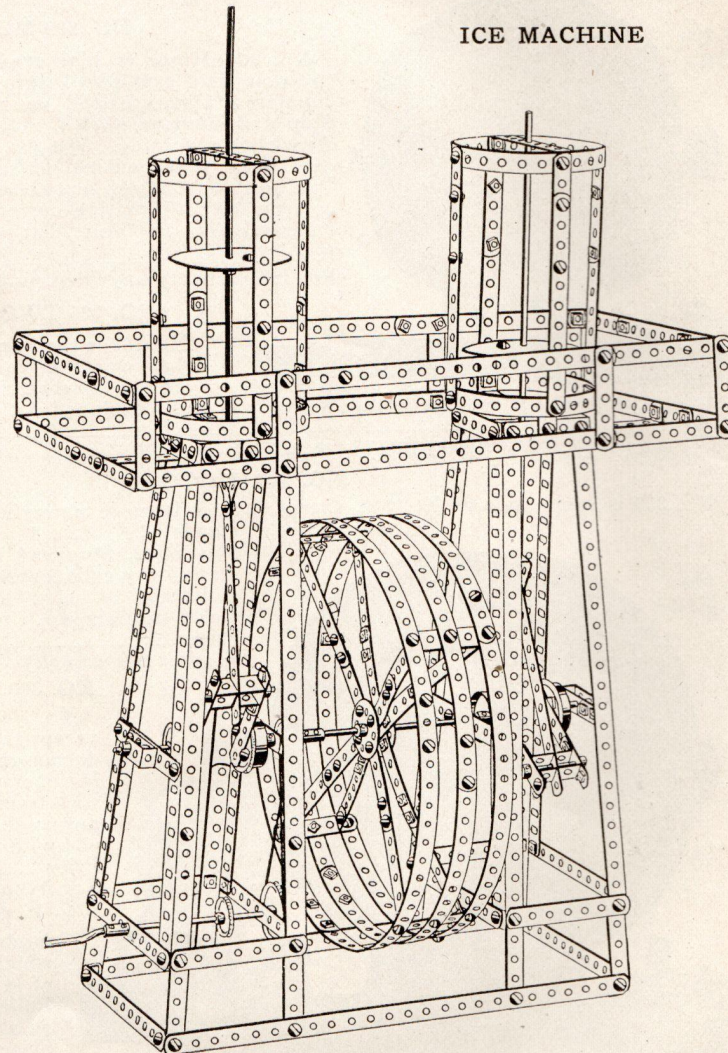


The Model shown on this page can be made with The American Model Builder Outfit No. 5, or with No. 4 and No. 4½ Combined.
HALF THE FUN IS BUILDING THE MODELS—THE OTHER HALF IS OPERATING THEM WHEN COMPLETED.


GRAIN SEPARATOR



ICE MACHINE



The Models shown on this page can be made with The American Model Builder Outfit No. 6, or with No. 5 and No. 5½ Combined.
HALF THE FUN IS BUILDING THE MODELS—THE OTHER HALF IS OPERATING THEM WHEN COMPLETED.

Style No. 200
MOTOR**NO. 200 MOTOR**

No. 200 Motor is high-grade in every respect, has two-pole field cast solid, form wound coils, three-pole laminated armature and gauze wire brushes. **Start, Stop and Reverse** switch, mounted on cast iron base, all wiring concealed. Weighs 2 lbs., is 3 3/4" high, 3 1/4" over shaft, black enamel finish with nickel trimmings. Can be run from one or two dry cells, storage battery, or from city alternating current through Transformer. Operates best on 6 volts, but will stand 12 volts.

Price \$2.00
For free delivery anywhere in U. S. A., add..... .25

NO. 225 TWO SPEED MOTOR

No. 225 is the same as No. 200, except that it has worm drive and reducing gear and windlass on shaft for operating mechanical

devices, with lever for shifting gear. Will lift 50 lbs. Equipped with two driving pulleys.

Price \$2.50
For free delivery anywhere in U. S. A., add..... .25

NO. 250 MOTOR


No. 250 is same style as No. 200, except that it is more powerful, has six-pole armature, stands 4 1/4" high, 4" over shaft, weighs 3 lbs. Has **Start, Stop and Reverse** switch, will run on two dry cells, operates best on six volts but will stand 14 volts. Black enamel finish with nickel trimmings.

Price \$2.50
For free delivery anywhere in U. S. A., add..... .25

NO. 300 TWO SPEED MOTOR


No. 300 is the same as No. 250, except that it has worm drive, reducing gear and windlass on shaft for operating mechanical devices, with lever for shifting gear. Very powerful, will lift 75 lbs. Equipped with two driving pulleys.

Price \$3.00
For free delivery anywhere in U. S. A., add..... .30


Style No. 300
MOTOR**NO. 150 MOTOR**

No. 150 Motor has 3-pole armature, spring tension brushes, and form wound coils. Equipped with **Start, Stop and Reverse** switch mounted in the base. It weighs one pound, measures 3 3/8" high, and 2 1/4" over shaft, and is finished in black enamel. Has a half inch drive pulley. Can be run from one or two dry cells.

Price \$1.50
For free delivery anywhere in U. S. A., add..... .10

**NO. 410 TRANSFORMER**

The No. 410 Transformer is designed especially for operating Motors, Electric Trains, Etc. It is 50-Watts capacity and will not be injured by short circuits. By means of the Rheostat at the top of the Transformer, 4, 6, 10, 14 or 20 volts can be secured. It is designed for use with alternating current only—110 to 125 volts.




No. 410 Transformer

Style No. 150 MOTOR

Price \$4.00
For free delivery anywhere in U. S. A., add..... .25

The No. 350 COUNTERSHAFT is especially designed for operating American Model Builder models. The power of the Motor is increased seventy times, which makes it possible to pull heavy loads. The Shaft consists of 1/4" Axle, which is supplied with three 1" Pulleys and one 1 1/2" Pulley, all of which are adjustable on the Shaft. It is mounted on a black enameled steel base.

Price, complete \$.50
For free delivery anywhere in United States, add..... .10



No. 350. Worm-Driven Countershaft

Price List of Outfits

REGULAR OUTFITS

No. 0	American Model Builder Outfit	will build 105 Models.....	.50
No. 1	American Model Builder Outfit	" " 190 "	1.00
No. 2	American Model Builder Outfit	" " 259 "	2.00
No. 3	American Model Builder Outfit	" " 309 "	3.00
No. 4	American Model Builder Outfit	(No. 150 Motor included)	" " 357 " (Packed in Wood Box)	5.00
No. 5	American Model Builder Outfit	(No. 150 Motor included)	" " 382 " (Packed in Wood Box)	7.50
No. 6	American Model Builder Outfit	(No. 150 Motor included)	" " 400 " (Packed in Heavy Cardboard Box)	12.50
No. 6	American Model Builder Presentation Outfit	(No. 150 Motor included)	" " 400 " (Packed in a Quartered Oak Box, Mission Finish.)	15.00
No. 7	American Model Builder Presentation Outfit	(No. 150 Motor included)	" " 418 " (Packed in a Mahogany Box)	25.00

SPECIAL OUTFITS

No. 11	American Model Builder Outfit	(No. 150 Motor included)	" " 190 "	2.00
No. 12	American Model Builder Outfit	(No. 150 Motor included)	" " 259 "	3.00
No. 13	American Model Builder Outfit	(No. 150 Motor included)	" " 309 "	4.00

ACCESSORY OUTFITS

No. 0½	American Model Builder Accessory Outfit	(Containing Sufficient Parts to Convert a No. 0 Outfit into a No. 1 Outfit)50
No. 1½	American Model Builder Accessory Outfit	(Containing Sufficient Parts to Convert a No. 1 or No. 11 Outfit into a No. 2 Outfit)	1.00
No. 2½	American Model Builder Accessory Outfit	(Containing Sufficient Parts to Convert a No. 2 or No. 12 Outfit into a No. 3 Outfit)	1.00
No. 3½	American Model Builder Accessory Outfit	(Containing Sufficient Parts to Convert a No. 3 or No. 13 Outfit into a No. 4 Outfit)	1.50
No. 4½	American Model Builder Accessory Outfit	(Containing Sufficient Parts to Convert a No. 4 Outfit into a No. 5 Outfit)	2.50
No. 5½	American Model Builder Accessory Outfit	(Containing Sufficient Parts to Convert a No. 5 Outfit into a No. 6 Outfit)	5.00
No. 6½	American Model Builder Accessory Outfit	(Containing Sufficient Parts to Convert a No. 6 Outfit into a No. 7 Outfit)	10.00

NOTE.—Any Regular Outfit can be converted into the next larger Outfit by the addition of the Accessory Outfit bearing the half size. For example, a No. 1½ Outfit added to a No. 1 will convert a No. 1 into a No. 2. No. 11 Outfit can be converted into the next larger Outfit by adding No. 1½, No. 12 into the next larger Outfit by adding No. 2½, and No. 13 into the next larger Outfit by adding No. 3½.

Any of the above Outfits can be secured from your dealer at prices shown. Where Outfits are ordered direct from the factory, the following amounts must be added to cover packing, insurance and free delivery: REGULAR OUTFITS—No. 0, 10c; No. 1, 15c; No. 2, 25c; No. 3, 35c; No. 4, 35c; No. 5, 50c; No. 6, 75c; No. 7, \$1.00. SPECIAL OUTFITS—No. 11, 25c; No. 12, 25c; No. 13, 35c. ACCESSORY OUTFITS—No. 0½, 10c; No. 1½, 15c; No. 2½, 25c; No. 3½, 35c; No. 4½, 25c; No. 5½, 35c; No. 6½, 75c.

If your remittance does not include the amounts specified for free delivery, shipment will be made by Express Collect.

LIST OF PRIZE WINNERS IN THE 1917 CONTEST

- | | | | | | | | |
|---------------------------------|-------------------------|-------------------------------|-----------------------|-------------------------------|---------------------------------|------------------------------|----------------------|
| 1—Anderson Smedley..... | Hamilton, Ohio | 64—Donald R. Hooper..... | Verona, Pa. | 127—Arthur Cody..... | Chicago, Ill. | 189—Johnny Kaufman..... | Dale, Wis. |
| 2—Selden Hamilton..... | Franklin, Ohio | 65—Burt Brown..... | Salt Lake City, Utah | 128—Harold W. Brownnell..... | Sodus, Mich. | 190—Robert D. Gift..... | Harrisburg, Pa. |
| 3—P. C. West..... | Darby, Mont. | 66—John T. McNatt..... | Huntsville, Ala. | 129—Elwood Belanger..... | Detroit, Mich. | 191—Theodore Wilhelm..... | Pullman, Ill. |
| 4—Lucinda Rice..... | Ashtabula, Ohio | 67—C. Braun..... | St. Louis, Mo. | 130—Wilfrid Sanderson..... | Pittsburgh, Pa. | 192—J. Reginald Harmon..... | Trenton, N. J. |
| 5—Jacob Pauly..... | Buffalo, N. Y. | 68—Warren Forster..... | Oak Creek, Colo. | 131—Wm. B. Christensen..... | Ludington, Mich. | 193—John Fieglert..... | Fremont, Ohio |
| 6—Corbin E. Austin..... | So. Bethlehem, Pa. | 69—Walter Harbart..... | Los Angeles, Cal. | 132—Lawrence E. Sweeney..... | Monroeville, Ind. | 194—Chas. Brant..... | Butte, Mont. |
| 7—Curtis H. Volk..... | Santa Maria, Cal. | 70—Louis L. Bearseove..... | Winona, Minn. | 133—Harold E. Meyer..... | New Bremen, Ohio | 195—Albert Winebar..... | Columbus, Ohio |
| 8—Herman Leigh Page..... | Norfolk, Va. | 71—Edwin Gehring..... | Canton, Ohio | 134—Hugh Grim Myers..... | Philippi, W. Va. | 196—James E. Kidder..... | Berwyn, Ill. |
| 9—Chas. Roberts..... | Pecatonica, Ill. | 72—Baxter Ogier..... | Youngstown, Ohio | 135—Jas. Lowell Vance..... | Cincinnati, Ohio | 197—Emery Boerger..... | West Point, Iowa |
| 10—Vernon Miller..... | Troy, Ohio | 73—Robert Pierce..... | Brownville, Me. | 136—J. N. Motter..... | Montgomery, Pa. | 198—K. Orlando Lee..... | Carrington, N. Dak. |
| 11—Allan F. Bennett..... | Amsterdam, N. Y. | 74—Paul F. Huber..... | Lancaster, Pa. | 137—Wm. Oyster..... | Alliance, Ohio | 199—Albert Jordan..... | St. Louis, Mo. |
| 12—Allan Seibert..... | Clear Spring, Md. | 75—Clarence Schwank..... | Michigan City, Ind. | 138—Carlton Klotzbach..... | Cleveland, Ohio | 200—Royal Raub..... | Franklinville, N. Y. |
| 13—Theodore Wang..... | Chicago, Ill. | 76—Harold Franseen..... | Woodhull, Ill. | 139—Ed. Norwood..... | Boise, Idaho | 201—Gordon Leyton..... | Kenosha, Wis. |
| 14—Elmer Kiel..... | St. Louis, Mo. | 77—Donald Aitkins..... | Sioux City, Iowa | 140—Elling Christianson..... | Butler, Pa. | 202—Ray Shinaberg..... | Lima, Ohio |
| 15—Walter Kelly..... | Carbondale, Pa. | 78—Gilbert Mueller..... | St. Joseph, Mo. | 141—Frank M. Tait..... | Bronxville, N. Y. | 203—Fred Hoppe..... | Chicago, Ill. |
| 16—Elwood Duncan..... | Urbana, Ohio | 79—Harry Johnson..... | Gas City, Ind. | 142—Trueman Bells..... | Ithaca, N. Y. | 204—Warren A. Koerne..... | Chicago, Ill. |
| 17—Chas. Sayres..... | Troy, Ohio | 80—Harvey Lewis..... | Lorain, Ohio | 143—Randall Christy..... | Indianapolis, Ind. | 205—Harold Neusbaum..... | Carlisle, Pa. |
| 18—Frank Freed..... | Houston, Texas | 81—Edw. Busch..... | Cincinnati, Ohio | 144—Albert Roupke..... | Chicago, Ill. | 206—Chas. Kainer..... | Alliance, Ohio |
| 19—Lawrence Walker..... | San Francisco, Cal. | 82—Stanley Jerald..... | Waterloo, Iowa | 145—Robert Cork..... | Almont, Mich. | 207—Norman Stern..... | New York, N. Y. |
| 20—Marshall Silbaugh..... | Uniontown, Pa. | 83—Jas. Meadow Moffitt..... | Huntsville, Ala. | 146—John Igoe..... | Scranton, Pa. | 208—W. W. Hinds, Jr..... | Binghamton, N. Y. |
| 21—Guy Cook..... | Huntington, W. Va. | 84—Robert Knight..... | Harrisburg, Pa. | 147—Jacob Abram..... | Detroit, Mich. | 209—Harold Carlson..... | Minneapolis, Minn. |
| 22—Robert G. Ballance..... | Peoria, Ill. | 85—Elmer Grimmer..... | S. Kaukanna, Wis. | 148—Jos. Aberwald..... | Cedarberg, Wis. | 210—Kenneth Howard..... | Aurora, N. Y. |
| 23—Francis Underwood..... | Eyota, Minn. | 86—Joseph Wehner..... | St. Claud, Wis. | 149—Julian C. McNitt..... | Bandon, Ore. | 211—Garrett Detweiler..... | Chester, Pa. |
| 24—Carroll R. Daugherty..... | Lebanon, Pa. | 87—Russell Stevens..... | Waterloo, Iowa | 150—Harvey Miller..... | Ukiah, Cal. | 212—Courtland Newman..... | Superior, Wis. |
| 25—H. E. Gibson..... | Berkeley, Cal. | 88—Geo. Thos. Donson..... | Dayton, Ohio | 151—Thos. E. Powell..... | Forestport, N. Y. | 213—Carroll Stewart..... | Kingston, Ont., Can. |
| 26—G. B. & R. M. McClinton..... | Waterloo, Iowa | 89—Clare Snyder..... | Easton, Pa. | 152—Leroy Wesley Ware..... | San Diego, Cal. | 214—Earl Powell..... | Schenectady, N. Y. |
| 27—John B. Trolley, Jr..... | Bangor, Me. | 90—Garrett Hill..... | Roselle, N. J. | 153—John Meiners..... | Cincinnati, Ohio | 215—Jos. Sheperak..... | Montclair, Pa. |
| 28—Addison D. Goddard..... | Red Lake, Minn. | 91—Geo. Eycland..... | Sioux City, Iowa | 154—Lee E. Kurlander..... | Santa Rosa, Cal. | 216—Geo. McCormick..... | Portage, Wash. |
| 29—Paul Mueller..... | New York, N. Y. | 92—Geo. Dyer..... | Austin, Nev. | 155—H. O. Epting..... | Newbury, S. C. | 217—Clare Richards..... | Ft. Atkinson, Wis. |
| 30—Frank Joseph Leibly..... | Rice Lake, Wis. | 93—M. Miller..... | Johnstown, Pa. | 156—Wm. Louis Peterson..... | Morrilton, Ark. | 218—Geo. D. Sloan..... | Corry, Pa. |
| 31—Burton C. Morrison..... | Mayville, Mich. | 94—Russell De Berke..... | Canton, Ohio | 157—Loren Gleason..... | Richmond, Ind. | 219—Ted Breuninger..... | Coatesville, Pa. |
| 32—Everett Clark..... | Dayton, Ohio | 95—Ralph Dunkin..... | Dayton, Ohio | 158—Elmer Wachter..... | Dayton, Ohio | 220—R. W. Motherwell..... | Denver, Colo. |
| 33—Paul G. Smitley..... | Springfield, Ohio | 96—Edmond C. Doyle..... | Little Rock, Ark. | 159—Jos. Brobson..... | Scranton, Pa. | 221—Wilfred Gardner..... | Matheson, Ont., Can. |
| 34—George Sloan..... | Corry, Pa. | 97—Albert Kahn..... | South Bend, Ind. | 160—J. E. Bradley..... | Kansas City, Mo. | 222—Everett Geo. Olson..... | Chicago, Ill. |
| 35—G. K. White McGee, Jr..... | Platt City, Mo. | 98—H. C. Waterhouse..... | Aurora, Ill. | 161—Wm. Penn..... | Dayton, Ohio | 223—Irving Oberstad..... | Chicago, Ill. |
| 36—Alvan K. Beck..... | York, Pa. | 99—Clifford Footit..... | Chicago Heights, Ill. | 162—Chester Moran..... | Portage, Wis. | 224—Arthur Behling..... | Oshkosh, Wis. |
| 37—Arthur Smith..... | Los Angeles, Cal. | 100—Gerard Hoagland..... | Bridgeton, N. J. | 163—Eugene Humphrey..... | Lake Charles, La. | 225—Chas. Bailey..... | Dunkirk, N. Y. |
| 38—Arthur Hand..... | Schenectady, N. Y. | 101—Gordon Rocque..... | Marinette, Wis. | 164—Wm. Hagerich..... | Johnstown, Pa. | 226—Delmer Webb..... | Ramona, S. Dak. |
| 39—Wm. F. Mainguy..... | Walkerville, Ont., Can. | 102—Howard O'Brien..... | Fond Du Lac, Wis. | 165—Arthur W. Lewis..... | Upland, Pa. | 227—Herbert Weisman..... | Oakland, Cal. |
| 40—Earl Wm. Louis..... | St. Paul, Minn. | 103—Fraser Wilson..... | Vancouver, B.C., Can. | 166—Herman Pfuhl..... | Dayton, Ohio | 228—Edward Steenwick..... | Chicago, Ill. |
| 41—Louis Ruhlander..... | Nashville, Tenn. | 104—B. M. Helm..... | Hagerstown, Md. | 167—Conrad Hofer..... | Belle Plains, Minn. | 229—Adolf V. Reyna..... | San Francisco, Cal. |
| 42—Wm. F. Valcke..... | Chicago, Ill. | 105—Milton Solomon..... | Peoria, Ill. | 168—Heyman Lussman..... | Brooklyn, N. Y. | 230—Geo. Mueller..... | Midland, Pa. |
| 43—Arthur L. Brie..... | York, Pa. | 106—Clyde Johnson..... | Irwin, Pa. | 169—Ed. Renz..... | Ft. Wayne, Ind. | 231—Richard Hexter..... | London, Ont., Can. |
| 44—John Uporsky..... | Westville, Ill. | 107—Robert D. Smink..... | Shamokin, Pa. | 170—Charlotte D. Frisbee..... | Phoenix, Ariz. | 232—Oscar Wahl..... | Arcola, Ill. |
| 45—Frank King..... | Marion, Ind. | 108—Giles Slocum..... | San Diego, Cal. | 171—Thos. I. Butler..... | Montevideo, Uru-
guay, S. A. | 233—Paul Bonnet..... | Strasburg, Ill. |
| 46—Edwin Louis Swain..... | Ann Arbor, Mich. | 109—Clifford Chamberlain..... | New Castle, Pa. | 172—Milton Abplanalp..... | Anaheim, Cal. | 234—Orlando Cimildoro..... | Auburn, N. Y. |
| 47—Ray Hirschberger..... | Cleveland, Ohio | 110—Theodore Osman..... | Washington, D. C. | 173—Calvin C. Brandt..... | Redlands, Cal. | 235—Chas. S. Reynolds..... | Wapakoneta, Ohio |
| 48—Alfonse Dornacher..... | Edgewood Park, Pa. | 111—G. Duain Stoll..... | Evans City Pa. | 174—Walter Beardsley..... | Woodstock, Ill. | 236—John Albers..... | Putnam, N. Y. |
| 49—Herman H. Stickton..... | Stockton, Cal. | 112—E. H. Haugh..... | Pt. Wayne, Ind. | 175—Frederick Freyberg..... | Binghamton, N. Y. | 237—Wesley Tarlson, Jr..... | The Weirs, N. H. |
| 50—Carroll Meigs..... | St. Paul, Minn. | 113—Harold Knoblock..... | South Bend, Ind. | 176—Jos. Cikrit..... | Chicago, Ill. | 238—Valerie W. Barlow..... | Milton, Ky. |
| 51—David Stewart..... | Sherbrooke, Que., Can. | 114—R. Lee Johnson..... | Elmira, N. Y. | 177—Philip Christ..... | Baltimore, Md. | 239—Leslie Bruning..... | Maplewood, Mo. |
| 52—Paul Swadner..... | Dayton, Ohio | 115—John Dickson..... | St. Paul, Minn. | 178—Walter C. Gallinat..... | Detroit, Mich. | 240—Arnus Clucas..... | Toledo, Ohio |
| 53—C. C. Letter..... | Indianapolis, Ind. | 116—Boyd H. Beck..... | Lebanon, Pa. | 179—Jos. V. Arnold..... | E. St. Louis, Ill. | 241—Ervin R. Green..... | Batesville, Ind. |
| 54—J. Matonik..... | Johnstown, Pa. | 117—Carl Carall..... | Chicago, Ill. | 180—Ferdinand Ball, Jr..... | Buffalo, N. Y. | 242—Geo. Davis..... | Montello, Wis. |
| 55—Everett W. Elgin..... | Madisonville, Ky. | 118—Albert Paine..... | Rochester, Minn. | 181—Virgil Garza, Jr..... | Monterey, Mexico | 243—Eustace Tomlinson..... | Cherokee, Iowa |
| 56—Harry Nelson..... | Corry, Pa. | 119—Wm. J. Prather..... | Dayton, Ohio | 182—John George..... | Los Angeles, Cal. | 244—John M. Willits..... | Alma, Nebr. |
| 57—James P. Curriegan..... | Oswego, Kans. | 120—W. and A. Meier..... | Cleveland, Ohio | 183—Fred Traeger..... | Chicago, Ill. | 245—John Francis Wiest..... | Boulder, Colo. |
| 58—Wm. Chisholm..... | Salt Lake City, Utah | 121—Geo. Scheele..... | Chicago, Ill. | 184—Walter Terry..... | Celeste, Texas | 246—Roger L. Miller..... | Lebanon, Pa. |
| 59—Fred Hooven..... | Dayton, Ohio | 122—Harland S. Brewster..... | Cleveland, Ohio | 185—Chas. Freshman..... | St. Louis, Mo. | 247—John & Stanley Zola..... | Two Rivers, Wis. |
| 60—G. A. Bornmann..... | Pittsburgh, Pa. | 123—Leslie Gray..... | London, Ont., Can. | 186—J. A. Rice, Jr..... | Washington, D. C. | 248—Roy Thorshang..... | Minneapolis, Minn. |
| 61—Wheaton Barton..... | Bishop, Texas | 124—Otto Timm, Jr..... | New York, N. Y. | 187—Turner Rice, Jr..... | Florence, Ala. | 249—Luther Felger..... | Churabasco, Ind. |
| 62—Laurence Tibbetts..... | Newfane, Vt. | 125—Gardner Thorne..... | Lansing, Mich. | 188—Ralph Eck..... | Lineville, Iowa | 250—Warren Arthur Niles..... | Mishawaka, Ind. |
| 63—Edson Fletcher..... | Elyria, Ohio | 126—Fred & Chas. Whiting..... | Pierre, S. Dak. | | | 251—Dennis Donegan..... | Murray, Utah |

TESTIMONIALS

910 Michigan Ave.,
Chicago, Ill., Dec. 1, 1916.

Dear Sirs:

The American Model Builder has been the source of a great deal of pleasure to my boy, as well as of great educational value. I started some years ago by buying him, I think the No. 3 set. To this I added sets each successive Christmas, until he now has nearly a complete set. He has spent many happy hours with this toy and has constructed some wonderful things, which he has taken great pride in showing to me.

This Fall we sent him away to a Military School and after he had been there only a short time he sent home for his American Model Builder. I do not think of anything that I have ever bought for the lad that has given him so much real pleasure as the American Model Builder, and I take great pleasure in recommending it to others.

Wishing you continued success, I am,

Yours sincerely,

FRANK R. JENNINGS,
Adv. Mgr. for THE ROTARIAN.

Box 202,
Ellsworth, Mich., Oct. 4, 1916.

Gentlemen:

My mother bought me an American Model Builder Outfit No. 4, and I have such good times with it that I do not see how I ever got along without one. I expect to get the Accessory Outfit No. 4½ to convert my No. 4 into a No. 5.

Yours very truly,
JOHN BEUKER.

326 West Ave.,
Lockport, N. Y., Nov. 18, 1916.

Gentlemen:

I own a No. 4 set and a No. 5 set and am glad to say that the American Model Builder is the best toy that I have laid my hands on. I have built nearly all of the models in the Instruction Book and a good many other models. I often remain up until twelve o'clock building bridges, derricks and other things.

Yours very truly,
ALFRED KUDEL.

3001 Pine St.,
St. Louis, Mo., Oct. 5, 1916.

Dear Sir:

I was so overjoyed over the set that I even forgot to write and tell you how I liked it. I have a Number 5 set and I have built nearly everything that I can.

Yours sincerely,
JAMES PENN.

1050 E. 79th St.,
Cleveland, Ohio, Dec. 6, 1916.

Gentlemen:

I have a No. 3 Outfit and expect to get an Accessory Outfit No. 3½. I can hardly express my gratitude; it is the best toy of its class. It is not only a toy, but a great Mechanical Invention of the day.

Yours respectfully,
MARULLINE DICKASON.

972 W. North St.,
Lima, Ohio, Nov. 30, 1916.

Dear Sir:

I own one of your American Model Builder

models and operating them. My! what fun it is. You don't realize it until you have started.

Thanking you for the new book of instruction, I am,

Yours respectfully,

THEO. A. GAERTNER.

Marion, Ind., Jan. 26, 1917.

Gentlemen:

I bought a No. 4 Model Builder and I think every boy should have one. I spend a great deal of time with mine and enjoy it very much and I cannot see how I could get along without it.

I spend some of my time when out of

Acknowledgement received from the winner of the Capital Prize (of \$100.00 in cash) in our 1917 Contest.

Hamilton, Ohio, May 14, 1917.

Dear Sir:

I have received your check for \$100.00 with the greatest of pleasure. There could have been no better graduation present, nor could anything come in so handy, for I intend to pursue a course in Electrical Engineering next fall at the University of Cincinnati.

I cannot find a means of expressing my gratitude other than that I shall be at your service in the future.

Gratefully yours,

ANDERSON SMEDLEY,
435 East Avenue,
Hamilton, Ohio.

Outfits No. 3 and have had \$3.00 worth of fun out of it and more. Would not sell it for double the price. Am going to get a No. 3½ to make mine a No. 4 for Christmas.

Yours very truly,
RAY SHINABERY.

13 E. Front St.,
Danville, Pa., Oct. 12, 1916.

Gentlemen:

In the two years that I have owned an American Model Builder Outfit I have received great satisfaction, not only as a pastime, but also as a source of education. Many evenings have I spent alone building

school on my father's work riding and watching the steam roller and I have learned how to start it and can guide it some. I like the Builder better than I do the roller.

I would like to be a member of the Builders' Club and will appreciate one of your pins.

Very truly,
ROBERT WILLIAMS.

132 N. 8th Ave.,
Whitestone, N. Y., Nov. 21, 1916.

Gentlemen:

A boy up the street from us had a set No. 5, and so I had to have one. I have the

No. 2 Set and make lots of models. I didn't know what fun was at night until I got my set. I have made every model for my set a couple of times, and was very glad to get Supplement, and thank you for same. Enclosed find model of coal pocket, which I hope you will consider.

Yours very truly,

VALENTINE ZIEGLER.

R. R. 7, Box 39,
Atwater, Minn., Oct. 10, 1916.

Gentlemen:

I have an American Model Builder Outfit No. 1 and expect to purchase a No. 1½ soon. I have lots of fun. Everybody wants to make models with it. I have seen many building outfits, but I like the American Model Builder best of all.

Yours truly,

LEONARD LEE.

864 Willims St.,
London, Ont., Feb. 24, 1916.

Gentlemen:

I cannot express my pleasure in building with the Model Builder. I have two sets,—number two and number three and one-half. I have great fun. One night as I was playing with it father came home with a black square box, a round thing done up in paper about six inches long. As soon as I saw the black box a thought struck me—A Model Builder! I fairly yelled it at Dad, and when he laid it down I heard the parts tinkle. Now my heart beat fast, and when he turned it up there was written across the cover, "The American Model Builder." Now I knew what the round parcel was,—a battery, for I had looked in the box before and saw number one hundred motor. The number of the set is three and one-half, as I told you before. I make a crane, derrick, coal elevator or some model and work it with my motor. We have great fun that way.

Yours truly,

GEO. JACOBS.


Belleville, Wis., Jan. 30, 1916.

Gentlemen:

I have three sets of the American Model Builder. The biggest set I have is set No. 3½. I find it is very satisfactory. All my spare moments I spend building the models. I spend many evenings with my boy friends. They find it a very interesting toy. It is the best indoor toy I ever saw. When my folks told me they were going to get me an indoor toy I said I didn't want it. But I have changed my mind since I got it. I can build many models and am getting so I can make many big things. It certainly is something great.

Yours sincerely,

VIVIAN ROSS.



TRADE MARK

Look for this Trade Mark on the lid of every box as well as the outside cover of your Instruction Book.

This is your protection against unsatisfactory substitutes.

The American Mechanical Toy Co.