

---

---

CONSTRUCTO

*Supplementary*

MODEL BOOK

•  
STANDARD — TO — MARK II

---

---

# STANDARD ACCESSORY OUTFIT

## IMPORTANT NOTICE

The models illustrated in the following pages (with the exception of the very elaborate tower bridge) can all be built with this set used in conjunction with the Standard "CONSTRUCTO" Outfit.

The additional parts contained in this Accessory Set will open up a much wider field, and plans for models which you could not previously build through lack of sufficient parts can now be put into operation.

When you have exhausted the possibilities of both outfits, or should you require a number of extra parts to build say the fine model Tower Bridge, you can place an order with your dealer for just the parts you require, and you will find all details of prices, etc., in the Schedule on page 8.


*To start you building . . .*

Owing to shortage of space it is quite impossible to illustrate more than a fraction of the vast number of different ACTION Models which you can devise and build with "CONSTRUCTO" and the chassis construction common to all "CONSTRUCTO" wheeled vehicles can be adapted to carry almost any superstructure.

**In case of any difficulty write direct to the Manufacturers:  
T. A. BUTLER & CO., DARRACOTT ROAD, BOURNEMOUTH**



## A Fine Working Model Excavator




This model employs the three special "short shafts" as distinct from the longer "axle shafts."

The finished model will operate in a very lifelike manner, and you will find it most interesting comparing its performance with the Mechanical "Digger" shown on pages 6 and 7.



## Special Super-Model Tower Bridge




---

A considerable number of spare parts would be required to complete this model, but a modified form could be built with your Standard "CONSTRUCTO" and this Set.

*Try it!*

---







**Dockside Super Crane**



## Super Action Model "Digger"







---

## **Super Action Model "Digger"**

Two winding handles are employed in the construction of this fine model, and great care should be taken to ensure that the cable is threaded exactly as shown.

---

# CONSTRUCTO SPARE PARTS PRICE LIST

Description	Part No.	Junior	Standard	Mark II	Price
20 hole flanged plate	F. 20	1	1	2	1/- each
9 hole square plate	P. 9	2	3	4	6d. "
3 hole triangle	T. 3	4	6	18	4½d. "
5 hole bracket	B. 5	2	4	8	6d. "
2 hole bracket	B. 2	4	6	8	2d. "
7 hole strip	S. 7	6	10	12	6d. "
14 hole girder	G. 14	2	4	8	9d. "
Axle rods	X. 2	2	2	2	4½d. "
Crank handle	K. 1	1	1	2	5d. "
Carrier hook		1	1	1	2d. "
Nuts and bolts		30 each	60 each	72 each	6d. dozen
Plastic wheels	P.W. 4	-	4	4	6d. each
Pressed steel wheels	S.W. 4	4	-	-	4d. "
Brass pulley wheel	Py. 1	1	1	1	3d. "
Split pins		6	8	12	3d. dozen
Coil of wire		-	1	1	2½d. coil
Hank of cord		1	1	1	1½d. hank
Screwdriver		1	1	1	6d. each
Spanner		1	1	1	4½d. "
2-way switch		-	1	1	6d. "
Lampholders		-	2	2	4½d. "
2" Pulley shaft	P.S. 1	1	1	1	3d. "
Battery clips		-	2	2	1d. "
Special shafts	S.S. 1	-	-	3	4½d. "
Instruction book		1	-	-	9d. "
Instruction book		-	1	-	9d. "
Instruction book		-	-	1	1/- "

NO PURCHASE TAX is payable on Spare Parts sold separately.