

LOC BLOC™ 1200

**1200 PIECE SET
INCLUDES GEARS, AXLES
AND GROOVED TIRES.
ALSO INCLUDES NEW
BLOC-MATE™ PEOPLE.**

Lots of construction blocks
of various shapes, sizes
and colors—For boys
and girls 5-adult.

Loc Bloc's unique slide-together action
makes them easy to assemble and
take apart. They're precision molded,
durable plastic for years of play.

This set contains 1200 parts including
gears, axles, grooved tires for making
wheels and pulleys, and BLOC-MATE™
people, for constructing all kinds of
cars, trucks, planes, ships, locomotives,
houses, forts, figures, games and
toys, and many other projects.

Helps broaden the imagination and
creative ability and aids in developing
motion skills.

Loc Bloc's are safe, washable and
non-toxic.



1200

**1200 PIECE SET
INCLUDES GEARS, AXLES
AND GROOVED TIRES.
ALSO INCLUDES NEW
BLOC-MATE™ PEOPLE.**

Lots of construction blocks
of various shapes, sizes
and colors—For boys
and girls 5-adult.

Loc Bloc's unique slide-together action
makes them easy to assemble and
take apart. They're precision molded,
durable plastic for years of play.

This set contains 1200 parts including
gears, axles, grooved tires for making
wheels and pulleys, and BLOC-MATE™
people, for constructing all kinds of
cars, trucks, planes, ships, locomotives,
houses, forts, figures, games and
toys, and many other projects.

Helps broaden the imagination and
creative ability and aids in developing
motion skills.

Loc Bloc's are safe, washable and
non-toxic.


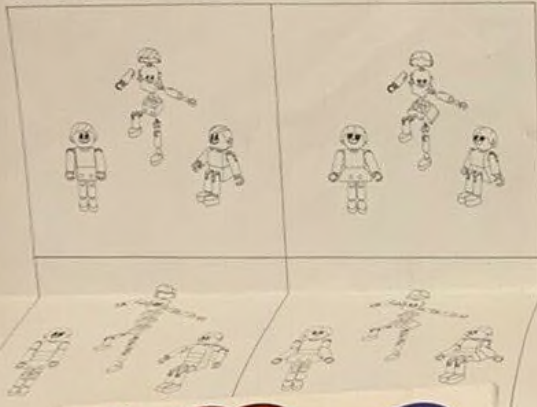






BLOC MATES™

Press the Bloc Mate parts together as shown. The legs should be in the front holes when a sitting position is required, and underneath for standing. To make a taller figure, attach the body with B or B2 type blocks. *Your set may not contain all four types of Bloc Mates.



AXLES AND GEARS

When you want to turn a shaft with a gear, two methods can be used:

1. The key (used on the shaft) should be placed in the slot in the gear, and a cap of the shaft. If you do not use blocks to hold the gear against the cap, another cap can be placed behind the gear.



BLOC

INSTRUCTIONS



LOTS OF FUN FROM ENTER™



BLOC

INSTRUCTIONS

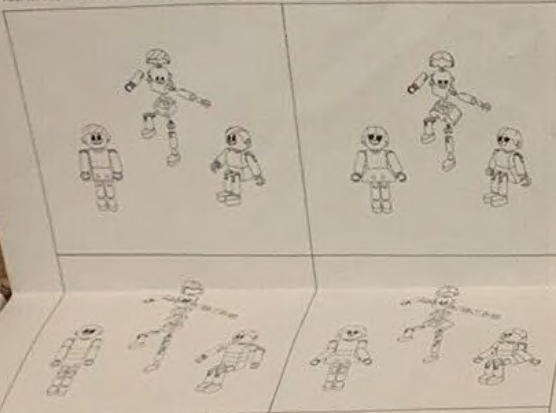


LOTS OF FUN FROM ENTER™

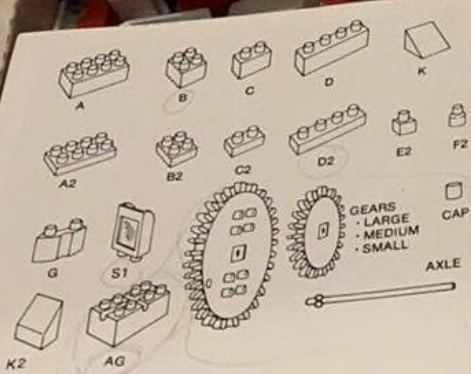


BLOC MATES™

Press the Bloc Mate parts together as shown. The top should be in the front holes when a sitting position is required, and underneath for standing. To make a taller figure, extend the torso with B or B2 type blocks. Your set may not contain all four types of Bloc Mates.



How to use rubber tires in conjunction with the small gears.



The Loc Blocs shown above are the basic blocks available, but are not necessarily in every set.

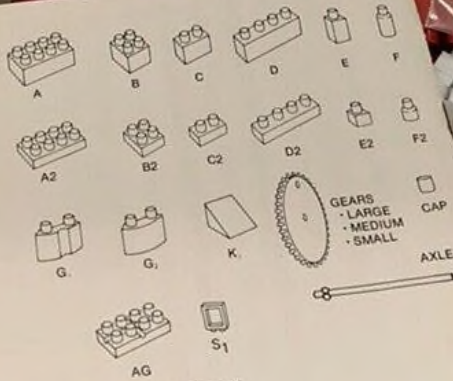
To separate blocks, pull at a slight angle as shown



Warranty: Loc Blocs are guaranteed against defects for 90 days from date of purchase. If a defect is found, write to the address below stating the number of the block (see parts list). Be sure to include your name and address.

Service Dept. LB
Entex Industries, Inc.
1016 East Burgrove
Carson, CA 90746

LITHO U.S.A. LB076



The Loc Blocs shown above are the basic blocks available, but are not necessarily in every set.

To separate blocks, pull at a slight angle as shown.



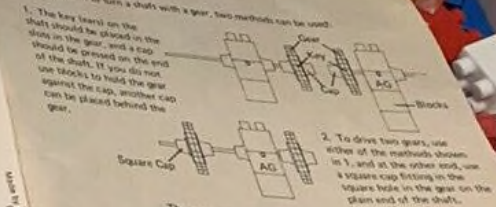
Warranty: Loc Blocs are guaranteed against defects for 90 days from date of purchase. If a defect is found, write to the address below stating the number of the block (see parts list). Be sure to include your name and address.

Service Dept. LB
Entex Industries, Inc.
1016 East Burgrove
Carson, CA 90746

LITHO U.S.A. LB076

AXLES AND GEARS

When you want to turn a shaft with a gear, two methods can be used:



There are many ways to use the gears and axles. Always make sure that the gears do not rub on the blocks and that the caps are not tight against the blocks.

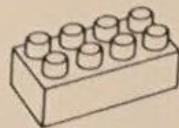
LO BLO



LOTS OF FUN FROM ENTEX™

INSTRUCTIONS





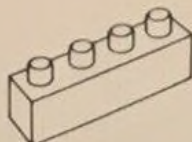
A



B



C



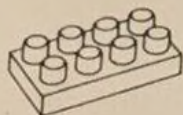
D



E



F



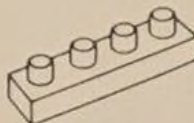
A2



B2



C2



D2



E2



F2



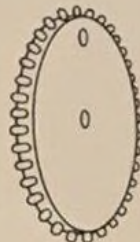
G₁



G₂



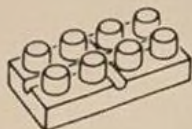
K₁



GEARS
• LARGE
• MEDIUM
• SMALL




CAP



AG



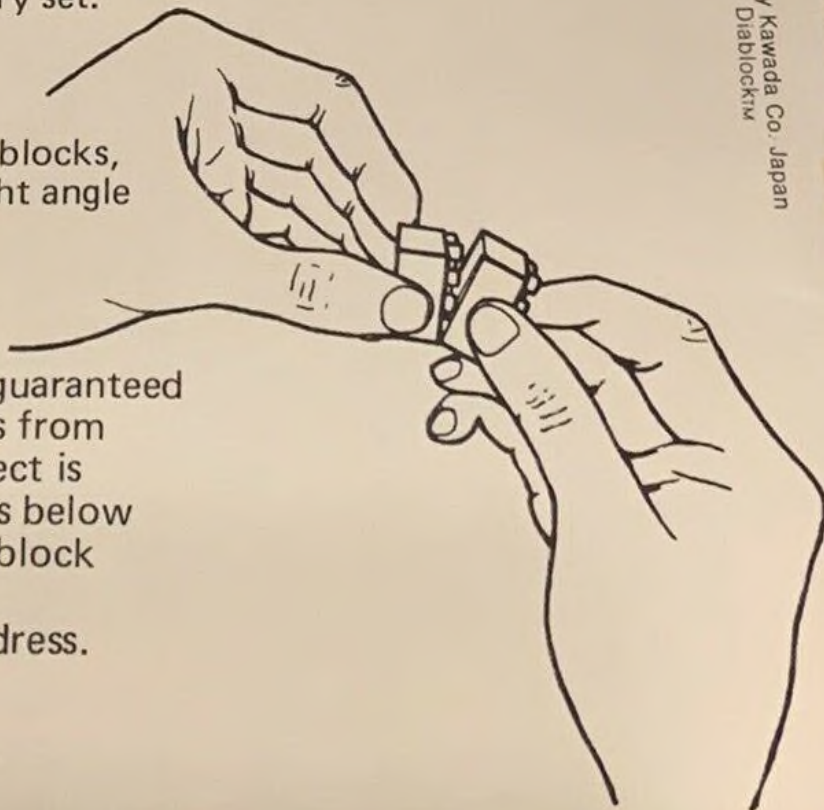
S₁



AXLE

The Loc Blocs shown above are the basic blocks available, but are not necessarily in every set.

To separate blocks, pull at a slight angle as shown.



Warranty: Loc Blocs are guaranteed against defects for 90 days from date of purchase. If a defect is found, write to the address below stating the number of the block (see parts list). Be sure to include your name and address.

Service Dept. LB
Entex Industries, Inc.
1016 East Burgrove
Carson, CA 90746

Made by Kawada Co. Japan
Diablock™





a gea

AG

ways to
Also
gear
locks
not