

LOC BLOCTM 700

**700 PIECE SET
INCLUDES GEARS
AND AXLES.**

**LOTS OF CONSTRUCTION
BLOCKS OF VARIOUS
SHAPES, SIZES AND
COLORS—FOR BOYS
AND GIRLS 5-12.**


Loc Bloc's unique slide-together action makes them easy to assemble and take apart. They're precision molded, durable plastic for years of play.


This set contains 700 parts including gears and axles for constructing all kinds of cars, trucks, planes, ships, locomotives, houses, forts, figures, games and toys and many other projects. Helps broaden imagination and creative ability. Loc Blocs are safe, washable and non-toxic.



LOTS OF FUN FROM ENTEX[®]







LOC BLOC

LITTLE OF FUN FROM BRICKS™

INSTRUCTIONS

The Loc Blocs shown above are the basic blocks available, but are not necessarily in every set.

To separate blocks, pull at a slight angle as shown.

Warning: Loc Blocs are guaranteed against defects for 90 days from date of purchase. If a defect is found, write to the address below (see parts list). Be sure to include your name and address.


Service Dept. LB
Entex Industries, Inc.
1100 W. Walnut St.
Compton, CA 90220

LITKO U.S.A. LBE 77

When building a structure, overlap blocks as much as possible. It will add strength to the design. When taking your structure apart, remove one brick at a time at a slight angle — see diagram on back cover.

Loc Blocs can be used to make permanent structures such as tissue boxes, frames, bookends, toy garages, display stands, jewelry boxes and many other things. Decide what you want to make, test the structure, then take apart and glue. Plastic model kit cement gives the best results. Loc Blocs can also be painted using enamel (not lacquer).

Warning: Keep Loc Blocs out of reach of infants of the age that are likely to put them in their mouths. Loc Blocs are non-toxic, but smaller blocks could be swallowed.



INTERLOCKING

To make a tall structure interlock the blocks so they hold together. The type of block used is not important as long as each layer is not the same like a brick wall. Example place (1) on (2) alternately. This method should also be used for long walls or for making a large base to build on.

To use an axle without gears slide a cap on the shaft up to the projections. Then use in the normal way. This is helpful to use when guiding threads.

How to use rubber tires in conjunction with the small gears.

WHEELS

Gears may also be used by retaining the axles with "AG" type blocks.

TO MAKE A ROOF

Supports are sometimes required to make roof sections.

FLAT ROOF SLOPING ROOF