

LYNX MODEL-MAKING SHEET

JUST A FEW ELEMENTARY MODELS TO INTEREST THE VERY YOUNG

OUTFIT 1

The suggestions in this booklet are just a few of the unlimited number of fascinating models which you can make.

Even if you have one of the larger outfits, start by making up some of the smaller models. In this way you will gain experience in model construction which will help you when you pass on to the larger ones.

Once you have mastered the general principles, you will have no difficulty in "thinking out" new models, and you will quickly find model-making a fascinating hobby.

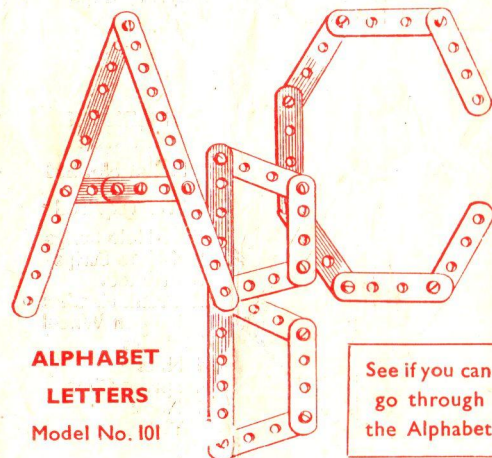
If you make a habit of adding a few parts every week or so—whatever the size of your outfit, you will soon be able to build whatever you wish. As you look through this booklet you will see photographs of some magnificent working models which have been built in this way.

The models below illustrated can all be built very easily, and with practice you will soon become proficient.

The number and complexity of models can be increased to keep pace with your advancing ingenuity.

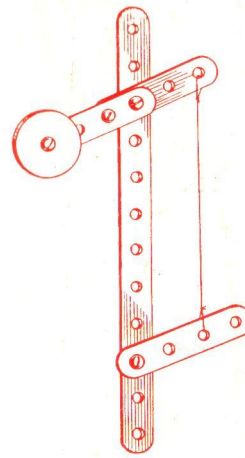
CONSTRUCTORS NOTE.

If Spring Clips have a tendency to "Slip" on the Axle Rods and Crank Handles, this can be overcome by inserting a small piece of paper between the Clip and the Rods. Clips that are tight or "strong" can be pressed on with screwdriver blade. 21-Hole Strips can be extended to 24-Hole by attaching a 4-Hole Strip.



**ALPHABET
LETTERS**

Model No. 101




SIGNAL

Model No. 102

Parts required :

- 1 11-Hole Strip
- 3 4-Hole Strips
- 1 Disc Wheel
- 4 Bolts
- 6 Nuts
- Twine

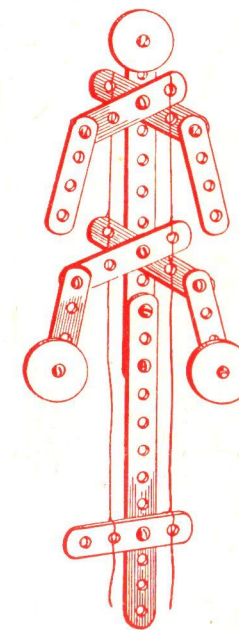


SWING

Model No. 103

Parts required :

- 1 Baseplate
- 2 11-Hole Strips
- 9 4-Hole Strips
- 1 Axle Rod
- 4 Spring Clips
- 14 Bolts
- 14 Nuts
- Twine

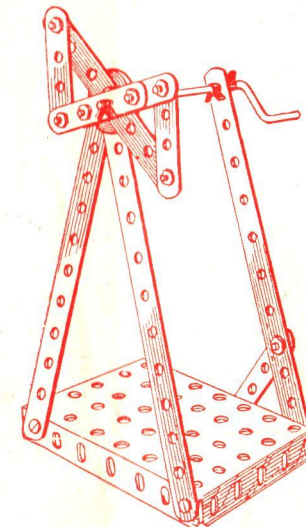


**MONKEY-
ON-A-STICK**

Model No. 104

Parts required :

- 2 11-Hole Strips
- 9 4-Hole Strips
- 3 Disc Wheels
- 10 Bolts
- 19 Nuts
- Twine




WINDMILL

Model No. 105

Parts required :

- 1 Baseplate
- 3 11-Hole Strips
- 7 4-Hole Strips
- 1 Crank Handle
- 1 Disc Wheel
- 11 Bolts
- 11 Nuts
- 4 Spring Clips




SCALES

Model No. 106

Parts required :

- 1 Baseplate
- 4 Spring Clips
- 3 11-Hole Strips
- 14 Bolts
- 10 4-Hole Strips
- 14 Nuts
- 1 Axle Rod
- Twine

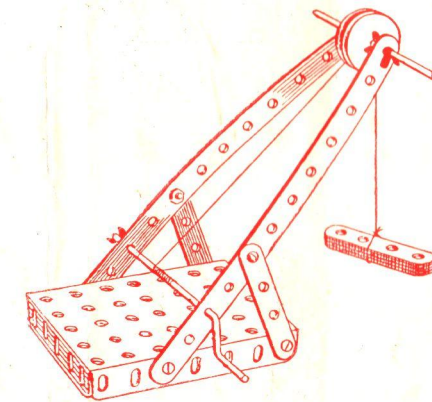


SEE SAW Model No. 107

Parts required :

- 2 11-Hole Strips
- 2 Disc Wheels
- 8 4-Hole Strips
- 10 Bolts
- 1 Axle Rod
- 10 Nuts
- 4 Spring Clips

Also small piece of wood and 2 wood screws (not included in Outfit).




CRANE

Model No. 108

Parts required :

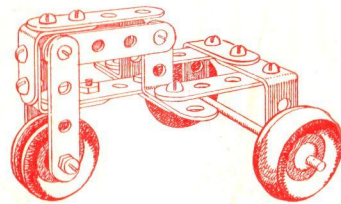
- 1 Baseplate
- 2 11-Hole Strips
- 2 4-Hole Strips
- 1 Axle Rod
- 1 Crank Handle
- 2 Disc Wheels
- 6 Bolts
- 6 Nuts
- 4 Spring Clips
- Twine

MORE ADVANCED MODELS FOR OLDER CHILDREN (Ask your dealer about this larger Set)




AERIAL ROPEWAY Model No. 201

- Parts required :
- | | | |
|------------------|----------------|----------------|
| 5 11-Hole Strips | 1 Crank Handle | 25 Nuts |
| 9 4-Hole Strips | 1 Pulley | 4 Spring Clips |
| 6 Brackets | 25 Bolts | 1 Hook |
| 2 Axle Rods | | Twine |



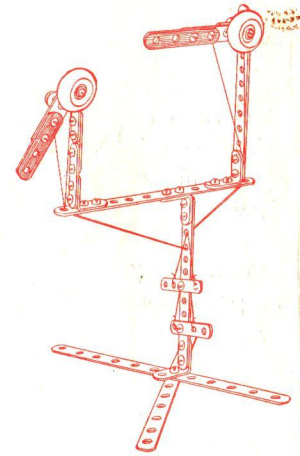
LIGHT TRACTOR Model No. 205

- Parts required :
- | | |
|------------------|----------------|
| 9 4-Hole Strips | 1 Axle Rod |
| 6 Brackets | 17 Bolts |
| 2 Balloon Wheels | 19 Nuts |
| 1 Pulley | 2 Spring Clips |



MOBILE CRANE
Model No. 209

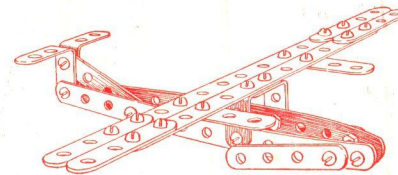
- Parts required :
- | |
|------------------|
| 4 11-Hole Strips |
| 9 4-Hole Strips |
| 6 Brackets |
| 3 Axle Rods |
| 1 Crank Handle |
| 2 Balloon Wheels |
| 1 Pulley |
| 17 1/2" Bolts |
| 17 Nuts |
| 4 Spring Clips |
| 1 Hook |
| Twine |



RAILWAY SIGNAL

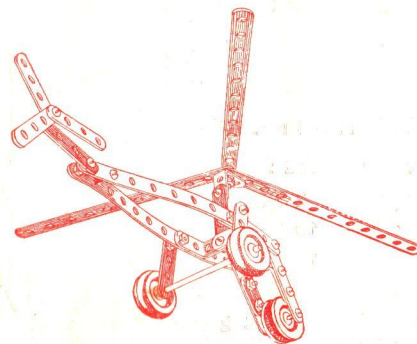
Model No. 202

- Parts required :
- | |
|------------------|
| 5 11-Hole Strips |
| 9 4-Hole Strips |
| 6 Brackets |
| 2 Balloon Wheels |
| 31 Bolts |
| 35 Nuts |
| Twine |



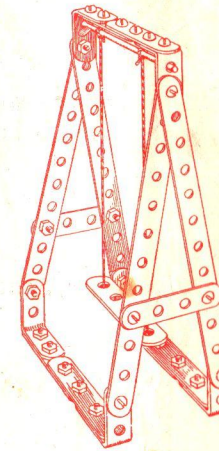
CATALINA FLYING BOAT
Model No. 206

- Parts required :
- | | |
|------------------|----------|
| 4 11-Hole Strips | 22 Bolts |
| 9 4-Hole Strips | 25 Nuts |
| 4 Brackets | |



HELICOPTER
Model No. 210


- Parts required :
- | |
|------------------|
| 5 11-Hole Strips |
| 9 4-Hole Strips |
| 5 Brackets |
| 1 Axle Rod |
| 2 Balloon Wheels |
| 1 Pulley |
| 17 Bolts |
| 28 Nuts |
| 2 Spring Clips |



SWING

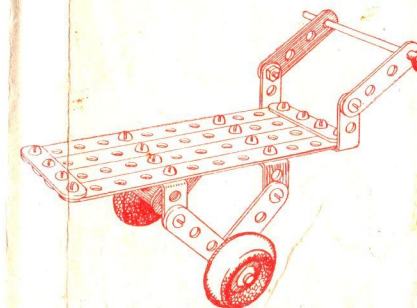
Model No. 203

- Parts required :
- | |
|------------------|
| 4 11-Hole Strips |
| 9 4-Hole Strips |
| 6 Brackets |
| 1 Axle Rod |
| 28 Bolts |
| 28 Nuts |
| 2 Spring Clips |
| Twine |



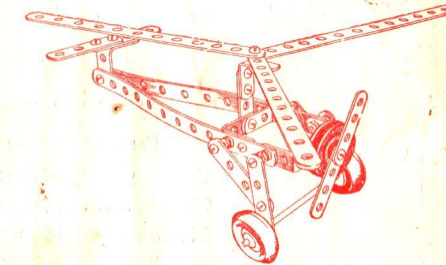
PUSHCAR
Model No. 207

- Parts required :
- | |
|------------------|
| 2 11-Hole Strips |
| 9 4-Hole Strips |
| 6 Brackets |
| 2 Axle Rods |
| 2 Balloon Wheels |
| 20 Bolts |
| 20 Nuts |
| 4 Spring Clips |




HAND CART
Model No. 211

- Parts required :
- | |
|------------------|
| 4 11-Hole Strips |
| 8 4-Hole Strips |
| 6 Brackets |
| 2 Axle Rods |
| 2 Balloon Wheels |
| 22 Bolts |
| 22 Nuts |
| 4 Spring Clips |



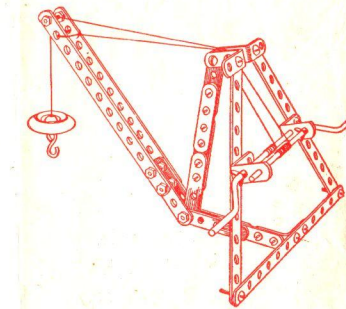
AUTOGYRO
Model No. 212

- Parts required :
- | |
|------------------|
| 5 11-Hole Strips |
| 9 4-Hole Strips |
| 6 Brackets |
| 1 Axle Rod |
| 2 Balloon Wheels |
| 1 Pulley |
| 17 Bolts |
| 27 Nuts |
| 2 Spring Clips |



MORGAN THREE-WHEEL CAR
Model No. 204

- Parts required :
- | | |
|------------------|----------------|
| 2 11-Hole Strips | 1 Pulley |
| 8 4-Hole Strips | 21 Bolts |
| 6 Brackets | 25 Nuts |
| 1 Axle Rod | 2 Spring Clips |
| 2 Balloon Wheels | |



DERRICK CRANE
Model No. 208

- Parts required :
- | |
|------------------|
| 5 11-Hole Strips |
| 9 4-Hole Strips |
| 5 Brackets |
| 2 Crank Handles |
| 1 Balloon Wheel |
| 25 Bolts |
| 31 Nuts |
| 4 Spring Clips |
| 1 Hook |
| Twine |