

MODEL-IT




THE MARVEL

BUILDER

FOR

BOYS



Did You Know This, Sonny?

MODEL-IT is destined to become the first choice of every boy "who wants to build something." And there are mighty few boys in whom this instinct is not inherent.


MODEL-IT not only gratifies your impulse to build, in miniature, the objects you see about you daily it teaches you to observe encourages you to invent.

MODEL-IT will be your favorite present because of the wide variety of models you can make from its wealth of parts and accessories. In the following pages you will find 34 models EVERY ONE OF WHICH CAN BE MADE FROM THIS SET OF MODEL-IT.


But you can make many more hundreds more! It's just a matter, of a little thought—and then a lot of happy hours spent with MODEL-IT. Now go to it, my boy—and the best of luck.

THE MODEL-IT MAN

The illustrated models are only a few of the hundreds that can be made with MODEL-IT




**Dock-Side
Crane**




Billy Cart


**Swinging
Boat (right)**




**Horizontal
Steam Engine
(left)**



MODEL-IT is designed to build larger models




Mobile Crane




Spot Welder (above)


Road Grader



Use rubber rings to position axles
and wheels without set screws




Aeroplane Round About






Factory Trolley

Barque



Enjoy the fun of designing your own Models


Windmill



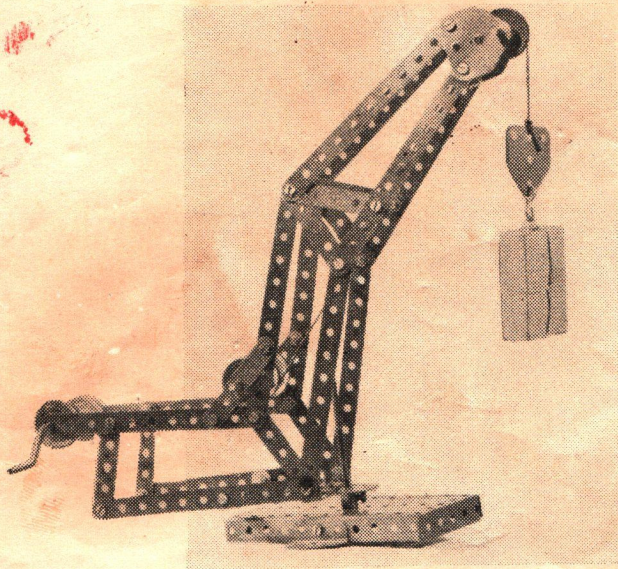
Traymobile

Profile Saw (left)


Gantry Crane (below)



Spare parts can be obtained from your favourite MODEL-IT store





Floating
Crane




Lathe

Searchlight




Sports Car (above)


Mobile Fire Escape




Lock nut all moving parts



**Railway Breakdown
Crane (above)**



Step Ladder





**Mechanical Trip-
Hammer (right)**


MODEL-IT the
engineering
trainer.

Joy Ride (right)


Porter's Barrow
(below)




Scoring Pointer
(Right)



Garden Swing Seat




Use brass fasteners to help build larger models

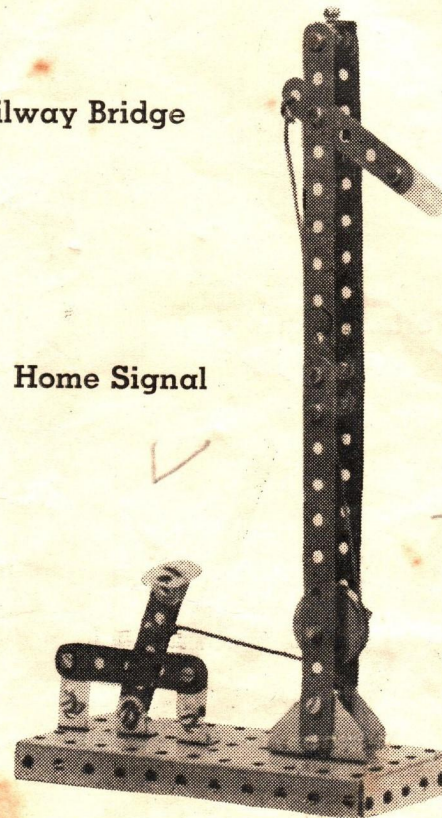


Railway Bridge


Sheffield Trolley




Home Signal



Morse Key


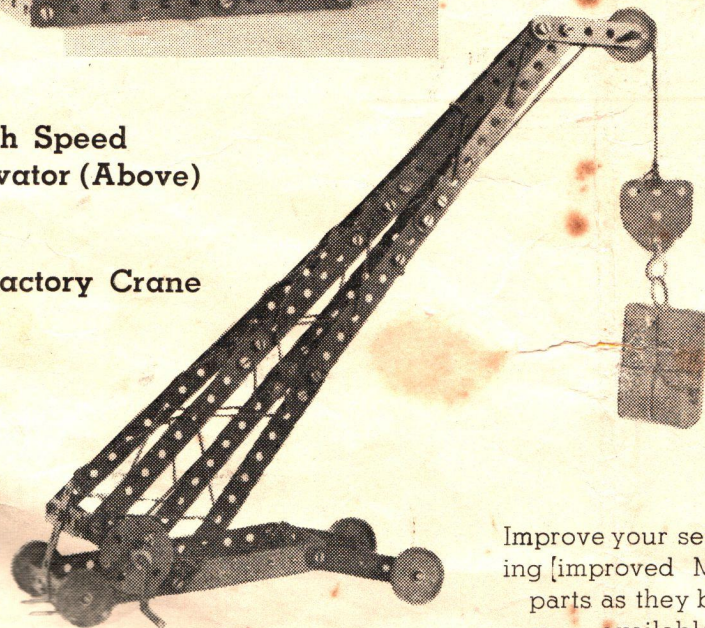


Double bent strips can be used for lining up axles when in vertical position.




High Speed
Elevator (Above)

Factory Crane



Vertical
Drilling
Machine

Tramway
Repair
Trolley



Improve your set by buying improved MODEL-IT parts as they become available.

Manufactured by G. E. ROSE. Australasian
representatives: LAWRENCE DISTRIBUTING
CO., 326 Edgecliff Road, Woollahra, Sydney
FM 7249.

Printed by HI-TONE PRINTING CO., 80 Chandos Street,
Ashfield, Sydney.