

**Snippet: AUKI** This small German system was mentioned in 15/412, and since then a few details and a better photo of a set have been given in *Baukästen* (p219). In addition several other sets have been seen on Ebay. The parts are silver looking, and, by scaling, their hole pitch is probably 12.5 or 12.7mm. The name AUKI came from the first letters of the maker's name – August Kirchhoff. Notes on a similar, or perhaps identical, system from the same maker are given on the next page.

### Leading Particulars

**Name** AUKI METALL-BAUKASTEN

**Country** Germany

**Maker** August Kirchhoff, Carthausen-Oekinghausen, Westfalia (near Lüdenscheid).

**Period** 1949 to 1960s.

**Hole dia.**

**Hole pitch** Probably 12.5 or 12.7mm.

**Sets** Said to be 3 basic sets and 2 accessory outfits, but see below.

**Colour** Unpainted. Plates & Strips look silvery; Wheels nickel.

**Boss** Possibly none.

**N&B**

**Axle** Perhaps Screwed Rods are used.

**DP** Gears have quite coarse teeth, about 14 DP (Mod.1.8).

**Remarks** METALL-BAUKASTEN [3] is a similar system from the same maker.

**SETS** In *BK* it is said that there were 3 basic outfits and 2 Ergänzungskästen, a word that usually means linking sets. The lid of the set in *BK* has no indication of set number. Another from a similar size box (again partitioned into 6 compartments) has on it 'Standard Nr.2' & 'Inhalt wie Nr.1 und 1a' (Contents as No.1 & 1a). So far so good, but the lid of a larger outfit has 'Ergänzungskasten' at the top of the label, and '3' in a circle outside it. The set looks genuine, and if so, it doesn't seem to fit with the pattern of outfits suggested in *BK*.

**Boxes** The No.3 box is red outside and blue inside (the bottom is shown in the next column). All the others are plain brown card inside & out.



**Labels.** The label on the *BK* box is just like the manual cover above. The Nr.2 label is the same but with yellow

panels for text on either side. The No.3 label covers nearly all of the lid and is light blue with the outlines of a bridge & other items in white. In its centre is the manual cover with a slab of small print under it, and as already noted, with Ergänzungskasten at the top.

All the labels have the AKC logo with the 'C' standing for Carthausen presumably.

**PARTS** The main parts that can be seen in the various sets are:

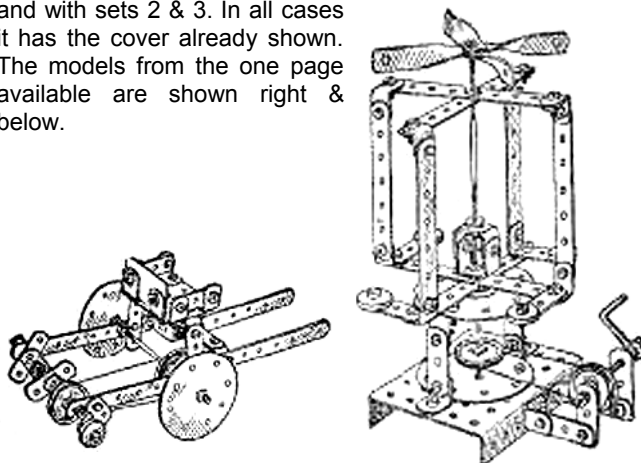
- **Strips** with well rounded ends, up to 9h long. **Twisted Strips** about 5 & 7h long, with only a hole at each end. Probably a 5h **DAS**
- A 7\*5h **Flanged Plate** with a central 3\*3h cutout and slotted holes in the flanges.
- 3\*3h & 7\*3h **Perforated Plates** with square corners.
- What are probably **A/Gs**, 4 & 5h long.
- 2 **Pulleys**, one about 2h Ø, and one 3h with 2 holes in its face, plus 4 small holes, or more likely rivets or spot welds.
- A 5h Ø **Disc** with 8 outer & 4 inner holes, although in most sets the part has only the outer ring. Possibly a 4h Wheel Disc.
- Various **Brackets**. A 2\*2h **Corner Bracket** with a sharp inner angle.
- **Screwed Rods** and a wire **Handle Crank**.
- A **Screwdriver** about 12cm o/a with a long wooden handle and a short blade.



And only in the No.3 (above):

- Formed **Road Wheels** a little over 2h & a little over 3h Ø.
- **Gears** of about 2 & 4h Ø with about 14 & 28 teeth. Its possible that they are made from 2 formed discs like the STABIL 1926 patent type (see 13/349).
- An 8h **Wheel Disc**.

**MANUAL** A manual is shown with the unnumbered set, and with sets 2 & 3. In all cases it has the cover already shown. The models from the one page available are shown right & below.











**FIG.5**

shown in Fig.6. Early versions had rounded holes.

- **Hook** #33±, wire (at the rear of the Car in Fig.7).
- **Screwed Rods** #18-18b 10, 7.5, 5cm long.
- **Handle Crank** #22, wire.
- **Bolts** #20, 20a, 8 & 12mm, cheeseheaded, but roundheaded in a few sets. **Nut** #21.
- **Screwdriver** #32±, about 12cm o/a. A wire one has been seen in a few sets. **Span'driver** #19.
- **Tyres** for the 2.6 & 3.7cm Pulleys. These are not in the Illustrated Parts and were probably only in later sets. The larger size is suspect because it has only been seen in one (of the two known) 'Standard Nr.2' sets.

**The Sets** All but 4 of the 19 sets seen are in plain cardboard boxes about 30\*15\*2½cm. Their label is identical to the manual cover, with 2 boys making models, that was shown in 28/818 (also in the centre of the Fig.1 label), and the same

size. The parts are in 5 trays, as in Fig.3. One corner bay houses the N&B etc and was fitted with a lid. The lids in different sets vary in colour & design, and one is plain cardboard, but all have AUKI on them.

It isn't certain if any of the sets are complete but the maximum quantities of the main parts seen in any of them is: 1 each of the Flanged Plates; 2 each of the Perforated Plates & 6cm Disc; 16,16,13,6? of the 3,5,7,9h Strips; 8 of the Twisted Strip; 4 of the Slide Plate; and 4 each of the 3 sizes of Pulley.

No number can be seen on any of these sets and one might assume that they are the smallest Nr.1 set, or perhaps there was only one unnumbered set originally. There is a doubt though because 2 of the sets have the same 5-tray box, but their lids have yellow panels added on either side of the usual lid label, and on the left one is 'Standard Nr.2'. 'Standard' is a German word and I wonder if it was the designation used for the 'plain' sets after the coloured ones were introduced. As for the 'Nr.2', it seems unlikely that all of the 5-tray sets would be either Nr.1 or Nr.2, so perhaps the same box was used for both sizes. In which case the quantities above would no doubt relate to the Nr.2.

The contents of one of the 'yellow label' Nr.2's matches the other sets but the other includes 4 DAS, and the 2.6 & 3.7cm Pulleys are both fitted with Tyres – the only set in which the larger Tyres look as if they might be original parts.

2 of the sets in the 5-tray boxes have coloured parts and one is shown in Fig.3. The other set has the same colour scheme with red Plates, green Strips, & a yellow 6cm Disc. Also in Fig.3 there looks to be a dark blue part poking out from under the Disc. In both sets the Twisted Strips and many of the Brackets look black.

**Sets with a quite different type of packaging.** Fig.5 is a Nr.3. The centre panel of its lid label (Fig.1) is the same size as the label on the 5-tray sets. Some of the parts are no doubt 'foreign': the letters 'A' & 'E' in the top right bay for example, & others at top left. Also the various balls and the electrical bits & pieces bottom left.

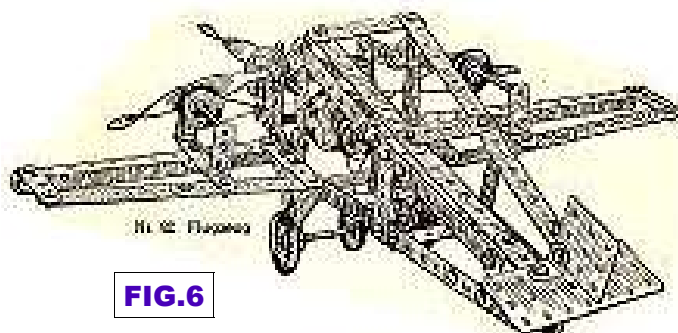
A Nr.2 lid in the same style but smaller has been seen – it measures 32\*27cm and its label, the same size as the Nr.3, fills most of the lid.

From the parts in the Ergänzungskasten (linking set) in OSN 28, which was labelled '3', it can now be seen from the parts in it that it must be a Nr.2a. Also its lid is the same size as the Nr.2 above with the same label except that it has Ergänzungskasten at the top of the inner panel and the wrong set number (presumably a mistake).



**The Manuals** Most of the manuals seen have the cover with 2 boys making models, as in 28/818 (and in the centre of the Fig.1 label). It scales at about 21\*14cm. One '2-Boy' manual was said to have 16 pages but Joachim's has 36. The latter has no PR but was printed by Buchdruckerei Adolf Kugel in the small village of Milspe, today in Nordrhein-Westfalen).

Early manuals had the cover with the Loco on it, as in 28/819. It is somewhat smaller, perhaps 16\*12cm, and one was said to have 8 pages and to be from an early 1950s set.

The models shown here are all for Set 3 except possibly the Press.



**FIG.6**



**FIG.7**