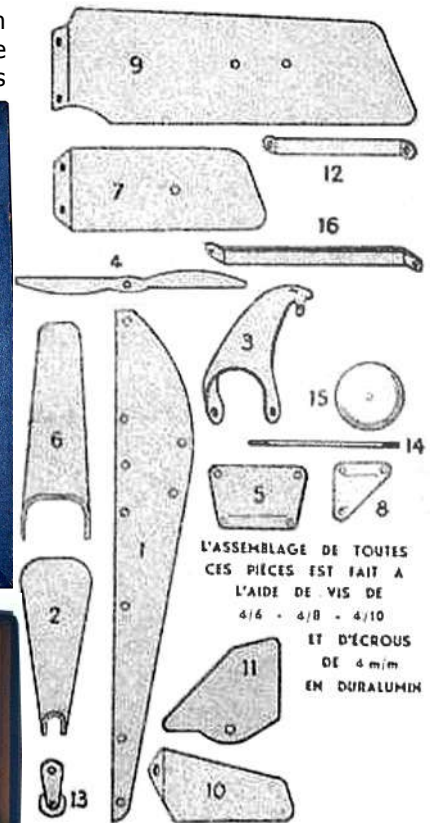




**'New' French System: AVIATION MODERNE** A hole in the top of each French company called 'Constructions RM' produced two Fuselage Side for the completely different Aero sets, both called AVIATION Wing Struts. (The Wings MODERNE.

**The First Type of Set**

Jacques Pitrat kindly sent details of his, and the lid of its blue 45\*30\*4cm box is shown right, with the open box below it. Far right the parts as shown in the Instructions with only one of each handed parts (the Wings, Tail, U/C Leg - both hands have the same PNS). The set, with a few minor changes, appear to be identical to the AVIONS-CONSTRUCTION (A-C) outfit described in 35/1050. The box is very nearly the same size with the building instructions again pasted inside the lid. The backing card for the parts is red instead of blue but the pressed through tabs, & many of the stringing holes, are identical. The contents are the same except that there are only 2 Interplane Struts, #12, but 2 Wing Bracing Struts #16, not in the OSN 35 outfit, are included. The wing roundels are paper glued on. Most parts look identical but there is an extra hole between the holes in the Wings for the single Interplane Strut and an extra



in the Instructions do not show the 2 A-C holes for the Interplane Struts but there is an extra hole inboard not in the actual parts: it is probably not needed for the 6 models in the Instructions.)

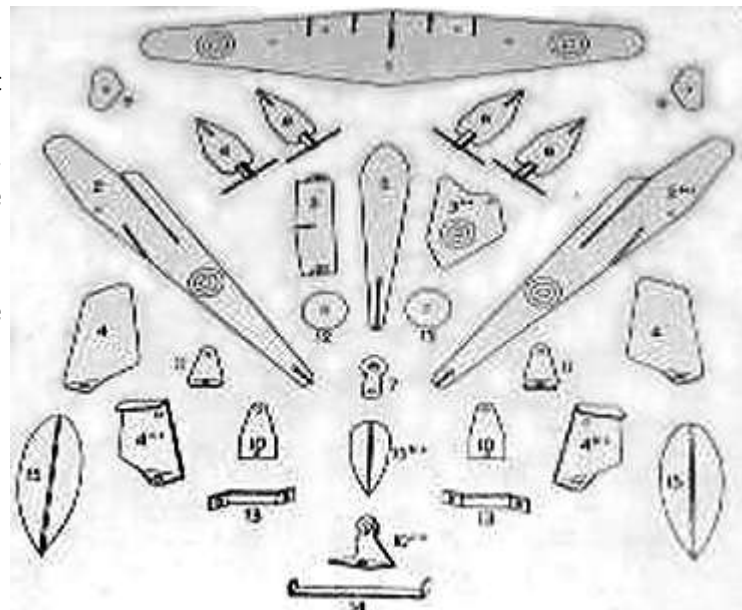
Building instructions are given for the 6 models but without illustrations (one is shown in the lower corners of the lid). 3 are the same or very similar to the 3 A-C models, the others are Monoplanes, one with shoulder & 2 with parasol wings (one of which has the Wing Struts and the other one doesn't).

**The Second Type of Set**

4 sets have been seen on Ebay and one, said to be complete, is in a red box, 46\*37cm. The label is the same as the Type 1 above except that different models are shown in the bottom corners, and 'BREVETE S.G.D.G.', indicating a patent, has been added in tiny letters in the bottom white margin. The Instructions for 6 models inside the lid are also in the same style and the illustrated parts are shown right. Most, perhaps all of them can be seen in the open box top right on the next page. The large Fin & the Tailplanes on either side of the teardrop-shaped Nacelle under it in the box look like the Type 1 parts, and, by scaling, are the same size. The 3 Floats are made of cork. The Fuselage, and nearly all the other parts are flat, and although some are obviously bolted on (see the photo of one of the other Ebay sets top left on the next page), others look as if they just push together. However the note under the Illustrated Parts says that the assembly of all the parts is made using 4mm dural N&B.

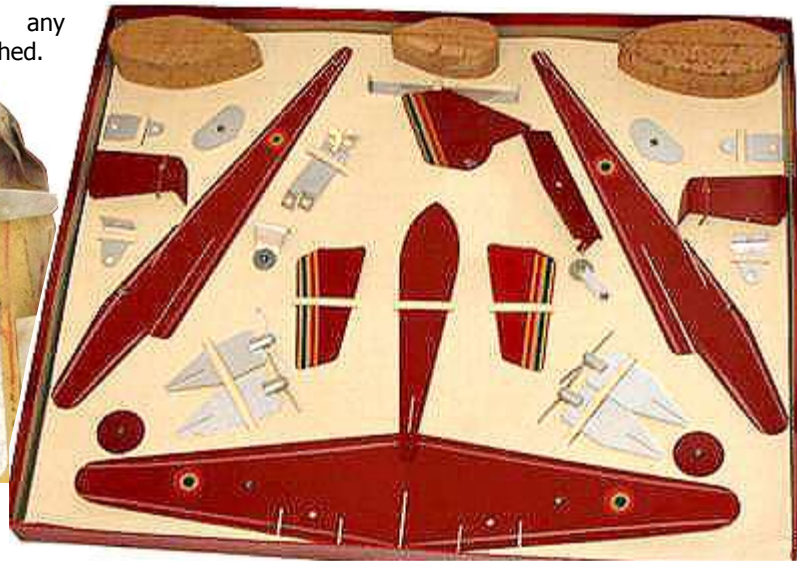

Only the model names can be read in the Instructions.

They are: Forteresse (4-engined probably, per-haps the B 17, or the Constellation on the lid?); Monomoteur; Bi-moteur; Trimoteur; Double Fuselage, Bi-moteur (with presum-



ably the 2 Fuselages as booms and the Nacelle fitted to the centre of the Wing as the fuselage); Hydravion. The model in the bottom right corner of the label is the 4-engined model shown left, the Hydravion no doubt. In the other corner is a similar model but

without the Floats and probably without any Engines - a Glider, or perhaps it is unfinished.



**The Other Ebay Sets** All have the same lids. One has dark blue parts instead of red, in a box said to be 46\*30cm. There are no tricolour flashes on the Fin & Tail. In another the coloured parts look dark grey, and the box is blue not red. Again the only identification marks are the roundels. In the third box, 46\*31cm, all the parts are plain aluminium, with no roundels or flashes (the photo above).

**HISTORY** It seems most likely that the Type 1 set followed the A-C outfit (because of the extra Strut and the additional models), and the Type 2 came last (the single Fin is just like the A-C/Type 1 parts and it's unlikely that the lid

labels went from the Constellation type to the A-C pattern). It might be objected that use of the Constellation label was unlikely for the Type 1 set, capable of only 'old-fashioned' models, but RM would not have been alone in gilding an out-of-date lily, one post-WW2 edition of the prewar BRAL Aero set had jets on the lid & others had propeller-driven machines but quite unlike those that could be made with the set. Probably RM were trying to cash in on the publicity which would have surrounded Air France's introduction of the Connie on the Atlantic route in early 1947.

## CONSTRUCTIONS R M: S2

OSN 38/1158

**Snippet. 'New' German System: WITHE** In the photo below WITHE is the name on the red logo top left on what



looks to be a manual cover. It is presumably the hitherto unknown name of the maker of a set to make the Bridge shown on the cover - 'We build a Bridge' it says on it. There is no indication if just the one Bridge can be made from the Set. Nor is it clear what the picture below the manual is, but it shows the Bridge on the cover more clearly. It could be part of the lid (the wooden box's lid can't be seen but the box looks home-made),

Moving on to the photos of the box, the parts for the side of the model can be identified. The blue Side Frames are in the centre left compartment, and as can be seen in the close-up,



there are several stacked on top of each other. Below them are the 13?h Curved Strips used along the top of the sides, and to the right one of the 2\*9h Plates used for the uprights. It's not clear what the other bright parts are for, assuming they are of the Set, but some could be cross members & the Flanged Plates could form the roadway. The red Flanged Plate has its flanges tapered at one end and is probably used for the slanting approach at the ends of the model.

## WITHE: S1

OSN 38/1158