

Snippet. New System: EL MECANICO ARGENTINO

A range of new sets was noticed on the Argentine Ebay last April. The pictures here are from the model leaflet of an outfit with 301 parts, and the models are representative of the decent range of 2 dozen models shown for the Set (with only 3 'Buggies'). What I take to be the box lid is very blurry but is in the same style as the



front of the Leaflet (top left). Parts were said to be epoxy coated. There was no indication of the hole pitch.

Other sets have 99 parts; 151 parts (called El Chico - The Boy) for 24 models; 222 parts (called El Modelo Mediano - The Mid-size Set), 39 models; and, the largest, 333 parts. The 4 models shown for the 333 part outfit are again too blurry to reproduce but include a Fork Lift Truck, and a Lorry-mounted Crane - both slightly larger than the 301 set models.

OSN 37/1131

EL MECANICO ARGENTINO: S1

Snippet - An Undoubted ONADO No.4 Outfit

For different reasons there were doubts about a red/green No.4 described in 20/865, and a royal blue/crimson No.3 with an added layer of the extra parts that would be in a No.4, see 32/947. Now two, identical, unused No.4's seen on Ebay (from the same seller) look entirely as would be expected, at least as far as the parts and packaging are concerned - the only possible query concerns their manuals.

Each box is purple, 16*11", with the label above. The 2 layers of parts are mounted on yellow backing cards, and have the normal dull crimson & royal blue colour scheme. One layer is like the No.3 card in 25/728 except that the Tools have been rearranged slightly to allow room for 2 N&B boxes in the bottom left corner. The other layer is exactly like the one in 29/865 apart from the colour of the parts.



The manual with each Set has the blue cover of the one described in 25/728 and so presumably has no No.4 models in it. The red/green No.4 also had this manual and in that case the No.4 version (described in 15/405) might not yet have been produced. One starts to wonder though if there was ever a variant of the 'blue' manual which included No.4 models. If the manuals with these Sets were the originals (likely given that there are the two outfits), and if they did not contain No.4

models, was there perhaps a supplementary model leaflet for the No.4 models?

Finally a correction to the notes on the manuals in OSN 25. It was said that the Tower Bridge model (the one on the cover of both the 'red' and the 'blue' manuals) 'was later a No.4 model': in fact it stayed a No.3 even though it needed a few parts not in the No.3 outfit.

OSN 37/1131

ONADO: S3

Snippet. KEIM METALL-BAUKASTEN This little architectural set, mentioned in 15/415, was made by Keim & Co. of Nürnberg from 1923 to 1928. This account is based on the Ebay ad for what looks to be a quite complete set, and another poor photo of a similar set.

The lid & base of the box are shown below and

since the box measures only 13*21cm the parts are really quite small. Figs.3-5 are: • the largest model, about 8*8*14cm high, that can be made from the parts – I'll call it the Large Office Building; • a close up of one of its Bottom Side Panels; • and the manual illustration of a similar size House.

3 other manual models were shown on Ebay, the Large Office Building, and, by omitting the Top Side Panels from it and the House, a Small Office



FIG.1



FIG.2



FIG.3

FIG.6

Building and a Bungalow.

All 3 Side Panels for the Office Buildings can be seen in Fig.3

– a Top Panel is used upside down on the side wall. There are also 3 Side Panels for the House, the one in the box, and 2 others, each with 2 windows. One of the latter, and the Gable End, are timbered in red. I think the Panels are probably printed on one side with the Office, and on the other with the House designs.

The Side & Roof Panels are joined by sliding into Angle Pieces, made by folding each flange back on itself twice (Fig.6). The Gable End appears to push down onto the Side Panel. It looks as if there should be Slide Pieces to join the bottoms of the Roof Panels but if so they can't be seen in either set.

The part top right in the box is 7½cm square and sits alongside a model to represent an ornamental garden.

FIG.4



FIG.5

OSN 41/1233

KEIM: S1

Snippet. A Larger EL MECANICO ARGENTINO Set

A note about this current Argentine system appeared in 37/1131 and now, from Ebay, a set with 320 parts & 2 Motors, for a Chair-O-Planes model. The open box and model sheet are shown on the next page. The lid features the model but is otherwise in the same general style as in OSN 37 lid. It has Sillas Voladoras (Flying Chairs) in small letters at the top. The Ebay text said that the set was suitable for children over 7 and all fathers, and that the colours of the parts may vary.

New parts are, with if necessary a reference to where they can be seen (in the box compartments C1-4, clockwise from top left, or in the model M): • Flanged Plates, 11*11h, & 3*2h


(M). • A/G, 11h, in red, blue & yellow. • Face Plate, 7h Ø. • 8h Disc with large centre hole and the holes at non-standard spacing (C4). • Yellow plastic Rotor (C3). • 2*2*2h Angled DAS (C3). • Double Arm Crank with no holes in the arms (C4). • Motor and white plastic push Switch (C1).

At the top of Fig.1 is the bottom of a leaflet which may be the other side of the model sheet. On its right side is the model, as on the model sheet but without the insets; on the left the illustrated parts, but too blurry to see any but the larger parts listed above.

I can't see how the model is driven. The Motor might be whatever is mounted on the base between the uprights but

OSN 41/1233

EL MECANICO ARGENTINO: S2



even if there was a cord drive to the head it's hard to see how




the necessary reduction would be achieved.

EL MECANICO ARGENTINO: S2


OSN 41/1234

A Swiss BOB Theme Set Urs Flammer kindly sent details of a rare set, the BOB Fahrzeug-Baukasten (Vehicle Set), or Boîte de Construction Roulantes in French. Its box is brown, 43*29*4cm, and below the lid label. It is in the usual Swiss BOB style and bottom right is FRABA, the maker, and the set number, Nr.905.




in the box they are the Load Platform, Bonnet, & Cab.

The Model Leaflet is an A4 sheet, folded into four, and printed on both sides in German & French. Above (Fig.3) the front panel; the back panel has 'FRABA' Nr.905' on it.



8 models are shown: a Scooter, a Tractor, a Lorry, a Hand Cart which can also be attached to the Tractor, & 4 Bicycles – a Man's, a Man's with Trailer, a Woman's, & a Tandem. All but the Tractor are on the lid, though the Handcart (alongside the Man's Bicycle, and possibly attached to it) doesn't look quite the same. The instructions comprise one or two photos of each, with a few words of building instructions for most. Shown here are the underside of the Lorry on the front panel, and a Bicycle with Trailer. The body parts are attached to a chassis in the usual way by a Bolt screwed into a Joint (as in Fig.4). The pedals on the Bicycles are represented by a fixed double-cranked Rod which for realism looks as if it ought to be much nearer the bottom bracket. The Tractor is simply the Bonnet mounted on a chassis and doesn't really look the part; the Scooter is unusual in having a Road Wheel at the front between the forks, & 4 Pulleys as wheels under the foot board.



Above the box's base with all the the parts loose in it. As usual with Swiss BOB nearly all are aluminium. The wheels are the standard 18mm Pulley & 35mm Road Wheel (see 26/757), the Rods are mostly formed-to-shape specials. The small box contains the wooden, varnished Feet, the black, cast zinc Saddles, the die-cast Joints used to join the Rods, Spring Clips, Rod Connectors, etc. The narrow rectangular Plate is used as a footplate in a Scooter model, the 3 other Plates can be seen in the Lorry in Figs.4 & 5: from left to right