

'New' Spanish System: CAMPEON Thank you to Angel Rodriguez Palacios for the information in this account. CAMPEON is a small system akin to two other Spanish systems, GOLIATH (see MCS) & INVICTA (36/1078 & earlier). However the CAMPEON Strips have a distinct hole pattern with 'diamonds' of holes either side of a centre hole. The longer 'INVICTA' Strip in 9/222 is no doubt a CAMPEON part.

The known parts are shown below, though possibly not all the variants of the DAS & Spanner are original. Holes are 3.9mm at 8.0mm pitch, and the thread is 3.5x.8mm, subject to confirmation.




Fig.1



Fig.2

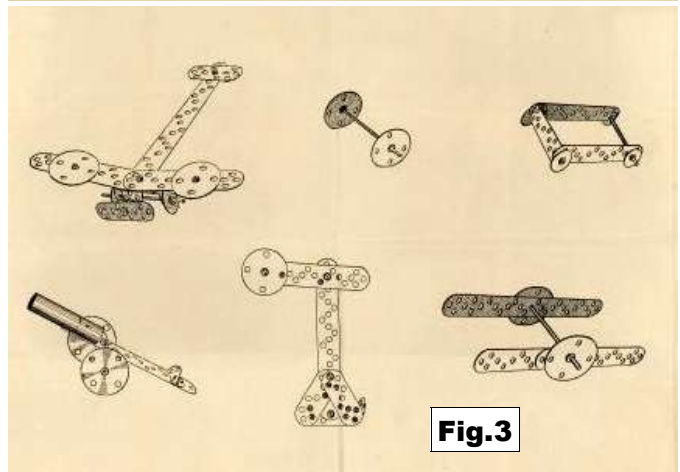


Fig.3

The Model Leaflet is one sheet folded over. It is probably for a small set. Above, its front (Fig.2) and rear (Fig.3) sides. Notice that the hole pattern in the parts is as INVICTA. Inside the first side has 7 Letters & the number '7'; the second, 8 simple traffic signs.

CAMPEON: S1

OSN 54/1666

'New' System: ERECTO

The set to be described was offered on UK Ebay. There was no manual with it. The box is cream coloured, 8*6¾*1", & the (very faded) wording on the lid (right) reads ERECTO THE YOUNG ENGINEER'S BUILDING KIT.

The parts in the box consisted of some 1960s MECCANO, probably most of a No.1 set, and those listed below, with quantities in curly brackets. With the possible exception of the Bolt, all of them exactly match early LYNX (1946-47): see 16/436, & MCS p3/4a (or Timothy Edwards OS web pages at <https://meccanoindex.co.uk/Other/Lynx/index.php?id=1593684368>). • Strips: 12,4h {4,8}. • A/B, 2*2h {1}. • Flanged Plate, 4*7h {1}. • Discs, 1" Ø {4}. • Wire Hook {1}. • Bolt, 6BA, brass, cylindrical head, 4.7mm Ø, ¾" u/h. LYNX Bolts are usually roundheaded & ¼, ½, 1" long, but soon after WW2 any suitable parts were likely to be used. {7}. • Full Nut, 6BA, hexagonal, 4.1mm A/F, 2mm deep {5}. • Spanner {1}. • Spring Clips {3}.

These parts could of course have been genuine LYNX but for the moment it will be assumed that they were the original parts in the Set, no doubt bought in from The Bay Mfg Co. If



Fig.1

they were not it would of course mean that (sadly) none of the original 'real' ERECTO parts survived.

It was found that the Crane below, inspired by a No.1 MECCANO manual model

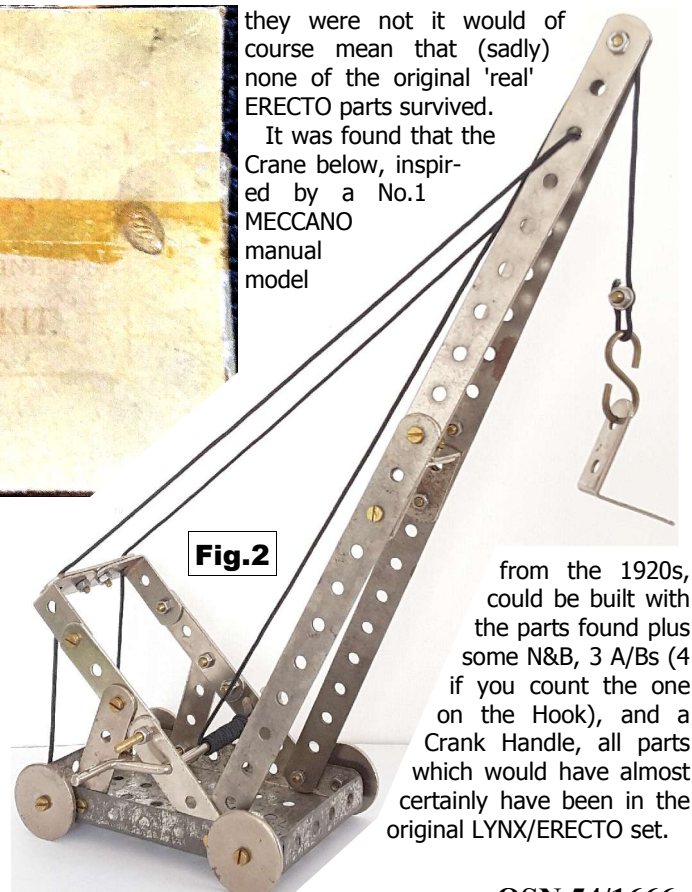


Fig.2

from the 1920s, could be built with the parts found plus some N&B, 3 A/Bs (4 if you count the one on the Hook), and a Crank Handle, all parts which would have almost certainly have been in the original LYNX/ERECTO set.

ERECTO [3]: S1

OSN 54/1666