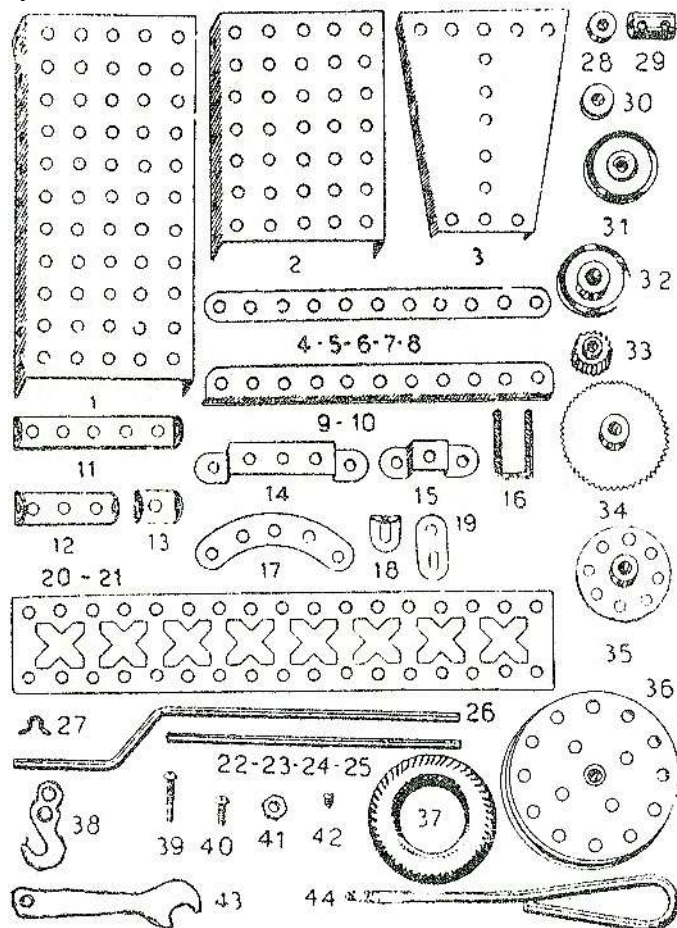


**Snippets: F.A.L.T. Sets.** F.A.L.T. was a Turin company which produced 6 sets, probably sometime after WW2. These notes are based on the MCS entry and photos from Ebay. Sets 0-4 were called IL PICCOLO MECCANICO (The Young Mechanic), and were small sets, 100 N&B in the largest, made up from 44 different, sensibly chosen, 1/2" pitch parts. Most were conventional but with a few unusual sizes, and the Braced Girders had uniquely shaped cutouts. No.5 was called FALTERBOT but I don't know the significance of the name. Its contents, as shown in MCS, were those of the No.4 plus 16 Nuts & 4 Bolts, but it also contained over a dozen special parts, some, probably most, wooden. These allowed a range of quite realistic, not to say imaginative, models to be made. A 4-5 conversion set has been mentioned.

**IL PICCOLO MECCANICO** The 'standard' parts in the system are shown below and some notes on them, from the



MCS material & Ebay pictures, follow.


- **Flanged Plates.** The flanges on the 5\*7h are on the long sides, and the Sector Plate is only 7h long. • The **Strips** are 17,11,7,5,3h long. • The **Brackets** #18 & 19 are the only parts with slotted holes. • The **Axles** are 150,100,75,50mm long.
- #28 is a **Collar**. • #30 & 31 are **Loose Pulleys**. • **Gears** #33 & 34 have 16 & 52 teeth, and are thus Mod.75 (34 DP).
- **Bush Wheel** #35 is 36mm Ø. • The **Flanged Disc Pulley** #36 is 62mm Ø and its boss is (unlike MÄRKLIN) on the inside.
- The **Bolts** #39.40 are listed as 5/32 x 20 & 5/32 x 7. • #42 is a **Set Screw**. • The **Spanner** has 8mm wide jaws and can (just be seen in the top left corner of the lowest yellow FALTERBOT card on the facing page.

The **quantities** of parts in the No.4 are: **#1-10:** 2,2,2,8,16,8,18,8,4,4. **#11-21:** 4,4,4,2,2,4,4,12,12,2,2. **#22-32:** 2,4,2,4,2,12,2,2,2,4,4. **#33-44:** 1,1,4,4,4,2,6,94,100, 21,2,1.

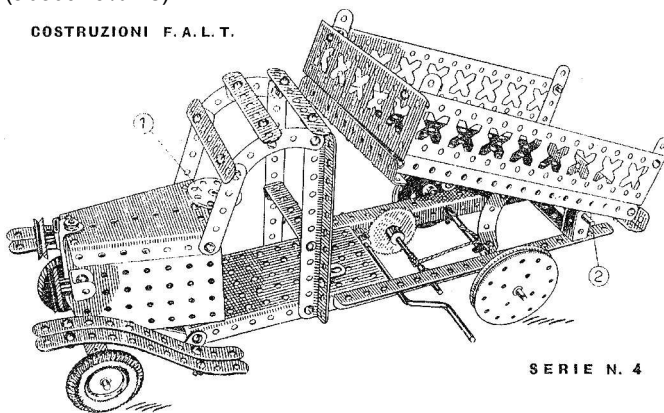
**Sets** The only photo of an IL PICCOLO MECCANICO set, a **No.0**, is shown atop the next column. FALT can be seen along the bottom of the lid. According to MCS, not all the parts should be in the Set, notably the Tyres, most of the Brackets, & the DAS - and the latter, 2\*5\*2h, are not in MCS at all.



**Manuals** There was no manual with the No.0 but above one for Sets 0-2, another Ebay item. The MCS page right (1/4-scale) is also said to be a manual cover. The Loco is probably a No.4 set model. The MCS model page has the No.4 Lorry below (about 40% f-s).



COSTRUZIONI F.A.L.T.



**FALTERBOT** Photos of the **No.5 set** are shown in the next column. The wooden box is 50\*35cm in plan and has the **conventional parts** in the bottom. Most are credible but although the 5\*11h Flanged Plate matches the Flanged Disc Pulleys in colour, it could well be a MÄRKLIN part; likewise the Flexible Plates with slotted holes under the blue 5\*7h Flanged









Plates (the blue side of one under the left Flanged Plate & the end of the silver (reverse) side under the right one). The green Braced Girders can just be seen at the back. The **special parts** are tied to, or sit in cutouts in, 2 yellow cards, one shown sitting on top of the bottom parts and the other in the lid. The '3-D' parts are almost certainly wooden, and probably all or most of the '2-D' ones as well. It is clear from the models that the 3-D body with tapered ends on the left is made up of 2 ends and a centre, cylindrical section; perhaps some of the others parts are divided too but what look as if they might be junctions may be cords holding the parts in place.

The **manual** cover, top right, shows a set in the centre of the 5 models and it has the 2 cards with the special parts plus 2 cards of standard parts. The words along the bottom appear to be IL 'FALTERBOT' E ADATTABILE ANCHE SULLE COSTRUZIONI FABBRICATE DELLE MIGNON CASE.

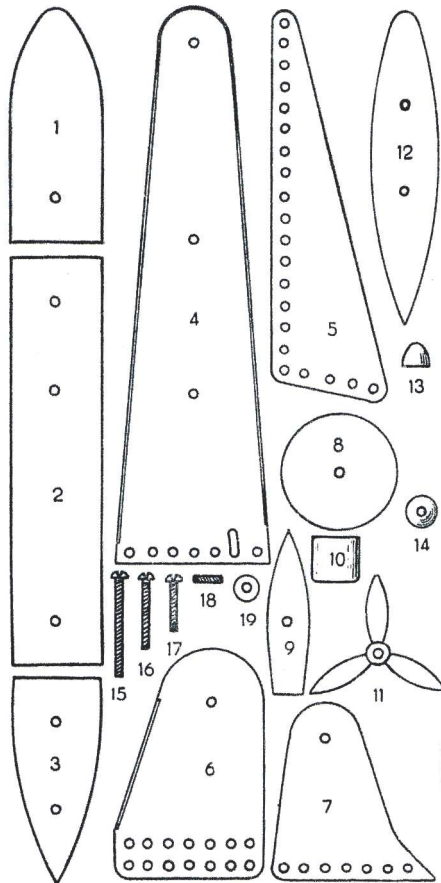
The 4 models shown right are, from top to bottom, Nos.97, 102, 109, & 115 (or 118 possibly) so there may be at least 19 No.5 models, and 4 more of them can be seen on the manual cover. The Ebay ad also mentioned a Seaplane, a Helicopter, & a Race Car. The twin-boom Aeroplane is the model in MCS but there it is a line drawing without a Model No. (it is on a



page numbered 64). There is no indication anywhere of how the wooden parts are held in the models. Standard Brackets could be used in some cases but longer Screwed Rods or the like would also seem to be needed. No doubt the No.5 would have included suitable non-standard parts.



**A FALTERBOT Manual** Following the notes on this Italian outfit in 34/1013, Chris Freeman kindly lent me the manual from his set. It is entirely in Italian and has 64 pages, 246\*167mm, plus covers. The front is as in OSN 35 except that the background colour is off white, and all the models in OSN 35 have a colour cast too. The other covers are blank except for the printer on C4: INDUSTRIA GRAFICA "ALMIRO" s.r.l. - VIA VILLAR 31 - TELEFONO 290. 855 - TORINO. p1 has a short introduction, followed by photos of Sets 0-4 on pp2-3. Box sizes are 285\*190, 310\*285, 355\*255, 380\*280, & 465\*315mm. Sets 3 & 4 are packed in wooden boxes and No.4

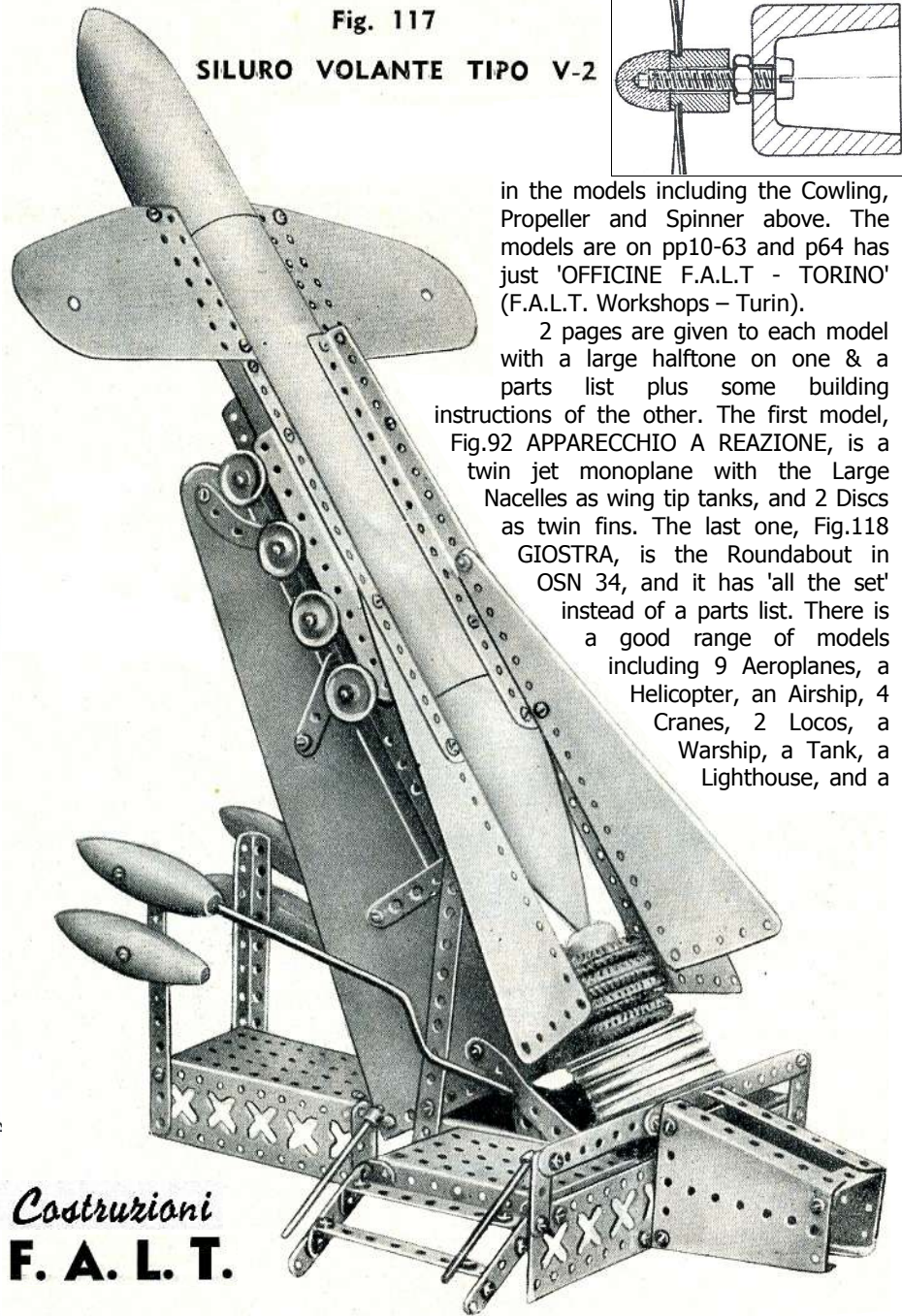


*Costruzioni*  
**F. A. L. T.**

is shown with a layer of parts in the lid. The lid labels are as the No.0 in OSN 35. pp4-5 have the illustrated parts & set contents for Set 0-5 as in MCS, and p6 has the wooden & other special parts in the No.5, as above. Their quantities and (my) names are: 1 each of #1-3, Front, Centre, Rear Fuselage; 2x #4, Wing; 4x #5, Winglet; 2x #6, Horizontal Tail; 1# #7, Fin; 2x #8, Disc; 4 each #9-11, Nacelle; Cowling, Propeller; 2x #12, Small Fuselage/ Large Nacelle; 4x #13, Propeller Spinner; 1x #14, Lead Ball; 4 each #15-17, 55, 45, 30mm Bolts; 4x #18, Vite Prigioniera =? Screwed Rod. 8x #19, Washer. From the models it seems that the flat parts are metal and there is a shallow flange on the leading edge of the Tail and all around the Wing apart from the root.

p7 has another brief introduction and p8 has a list of the 27 models in the manual. p9 has 5 assemblies used

**Fig. 117**  
**SILURO VOLANTE TIPO V-2**




in the models including the Cowling, Propeller and Spinner above. The models are on pp10-63 and p64 has just 'OFFICINE F.A.L.T - TORINO' (F.A.L.T. Workshops - Turin).

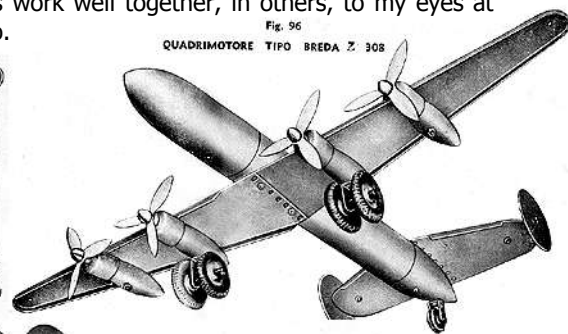
2 pages are given to each model with a large half-tone on one & a parts list plus some building instructions of the other. The first model, Fig.92 APPARECCHIO A REAZIONE, is a twin jet monoplane with the Large Nacelles as wing tip tanks, and 2 Discs as twin fins. The last one, Fig.118 GIOSTRA, is the Roundabout in OSN 34, and it has 'all the set' instead of a parts list. There is a good range of models including 9 Aeroplanes, a Helicopter, an Airship, 4 Cranes, 2 Locos, a Warship, a Tank, a Lighthouse, and a

Pile Driver. Also the Rocket Launcher above (full-size). The models vary in realism, witness the 2 Aircraft below. They & the Crane are 40% f-s. In some of the models the standard & special parts work well together, in others, to my eyes at least, less so.

**Fig. 113**  
**CRU A CAVALLETTO PER TRAFFICO PORTUALE**



**Fig. 96**  
**QUADRIMOTORE TIPO BREDA Z. 308**



**Fig. 95**  
**CACCIA A REAZIONE TIPO «VAMPIRE»**





**Snippets. FALT and FALTERBOT** Accounts of the FALT Sets 0-4 & the No.5 called FALTERBOT were given in 34/1013 & 36/1091. Since then a number of sets have been seen on Ebay, a probable No.0 and several examples of Sets 3 & 4. In what follows the differences from those previously described will be noted.

**The Basics** It will be recalled that Sets 3 & 4 were in wooden boxes, No.3 with a single layer of parts and a sliding lid, and No.4 with 2 layers and a hinged lid. The 'new' sets have the same partitioning as before, and are as shown in the OSN 36 FALTERBOT manual. The colours of the main parts in the earlier sets were: blue Plates, green Strips & Braced Girders, nickel DAS & Brackets, & red Pulleys. Set 3 has 4x 2h Ø Bossed Pulleys & 2 Loose; Set 4 has 4 of each type.

Most FALT manual covers denote the range of sets covered by 'SERIE' followed by the sets numbers, as in Fig.2 below for example. Some though have just the set numbers, and these could be earlier. One example is the 'N. 0-1-2', with a Crane on its grey cover, shown in OSN 34.

Most of the manuals seen so far feature the Loco shown in OSN 34 but all of them are 'Serie 0-4' and it remains to be seen if there is an equivalent Serie 0-2 manual.

Most Serie 0-4 Loco covers have 'IL PICCOLO MECCANICO F.A.L.T.' on them but a few, again possibly earlier ones, have 'Costrurioni F.A.L.T.', the cover shown in OSN 34 for instance.

**A Probable No.0 Set** A set with parts corresponding to a No.0 and with all the main parts – Flanged Plate, Strips, & Pulleys – green, as in the No.0 in OSN 34. The Ebay offer showed the open box & the picture below: the scene, the one



FIG.1

most commonly seen on lid labels, is as the OSN 34 lid, though with more vivid colours, but the '-0- -1- -2-' in the top right corner is a puzzle. It can hardly be a set number so perhaps the picture is of a manual cover of the type mentioned earlier with just the set numbers on it. But if so it is the only example with this scene to appear so far.

**An Early? Manual** The cover below is the only Serie 0-2 known to date. If it isn't an earlier version it could be the



FIG.2

'standard' equivalent to the Serie 0-4 ones with the Loco.

**2 Early? Sets** The No.3 & No.4 sets that have been seen on Ebay have one of two types of lid label. The first, and

FIG.3



probably the earlier, is shown above. It belongs to a No.3 outfit which has a Costrurioni F.A.L.T. manual. The parts include some nickel Strips but these may be suspect because there is a red 5\*11h Flanged Plate as well as a blue one among the parts (and there should be only one such in a No.3).

A No.4 has the same label on its red coloured wooden lid, & an IL PICCOLO MECCANICO F.A.L.T. manual. The parts are as expected except the Wheels. There are the 4 black Tyres in their expected place but the 4 red 2h Ø Pulleys with boss are fitted with white Tyres (or Rubber Rings) seen only in this Set, and therefore suspect. In addition there are 12 greyish metallic 2h Ø Pulleys, which may or may not have bosses, instead of the expected 4 without boss. 4 of them occupy the places of missing Bush Wheels. Also there are 4 larger red Pulleys with light grey Tyres instead of the the expected 4 Flanged Disc Pulleys – they could even be the 1970s MECCANO Road Wheel #187 which has almost exactly the same o.d.

**3 Later? Sets** Below the lid of a No.4, and the two other sets, a No.3 & another No.4 are similar. All have the IL PICCOLO MECCANICO F.A.L.T. manuals. The No.3 is not complete but examples of most of the main parts can be seen. Unexpectedly the 5\*11h Flanged Plate is light green but as



FIG.4

there are a few nickel Strips among the green ones, it may not be genuine. All six 2h Ø Pulleys are present, 4 red & 2 bright, the latter probably without boss.

One No.4 has most of its parts apart from 3 of its 2h Ø Pulleys: all those remaining are red but it can't be seen if they are fast or loose. All the circular parts are missing from the second No.4 but otherwise all the parts are as expected.

**The FALTERBOT Sets** In OSN 34 it was assumed that only the No.5 was called FALTERBOT but since then a No.3 has been seen with the same lid label as the No.5. The manual was the IL PICCOLO MECCANICO F.A.L.T. type. The only unusual parts are the Flanged Disc Pulleys which look to be painted off-white, and also 2 matching 2h Ø Loose Pulleys. The latter though could be foreigners because there are also a full complement of 6 red Pulleys in the Set.

Also seen, another No.5, with parts as expected but the only manual shown with the Set is the Serie 0-4 Costrurioni F.A.L.T. type (earlier mooted to be a possible early version of the Loco manual).