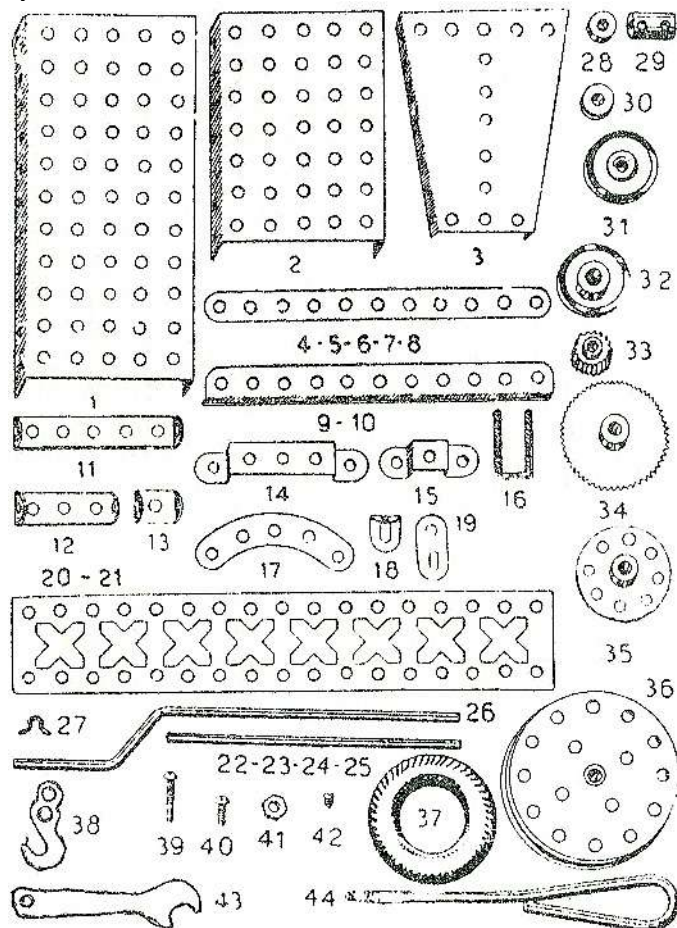


**Snippets: F.A.L.T. Sets.** F.A.L.T. was a Turin company which produced 6 sets, probably sometime after WW2. These notes are based on the MCS entry and photos from Ebay. Sets 0-4 were called IL PICCOLO MECCANICO (The Young Mechanic), and were small sets, 100 N&B in the largest, made up from 44 different, sensibly chosen, 1/2" pitch parts. Most were conventional but with a few unusual sizes, and the Braced Girders had uniquely shaped cutouts. No.5 was called FALTERBOT but I don't know the significance of the name. Its contents, as shown in MCS, were those of the No.4 plus 16 Nuts & 4 Bolts, but it also contained over a dozen special parts, some, probably most, wooden. These allowed a range of quite realistic, not to say imaginative, models to be made. A 4-5 conversion set has been mentioned.

**IL PICCOLO MECCANICO** The 'standard' parts in the system are shown below and some notes on them, from the



MCS material & Ebay pictures, follow.


- **Flanged Plates.** The flanges on the 5\*7h are on the long sides, and the Sector Plate is only 7h long. • The **Strips** are 17,11,7,5,3h long. • The **Brackets** #18 & 19 are the only parts with slotted holes. • The **Axles** are 150,100,75,50mm long.
- #28 is a **Collar**. • #30 & 31 are **Loose Pulleys**. • **Gears** #33 & 34 have 16 & 52 teeth, and are thus Mod.75 (34 DP).
- **Bush Wheel** #35 is 36mm Ø. • The **Flanged Disc Pulley** #36 is 62mm Ø and its boss is (unlike MÄRKLIN) on the inside.
- The **Bolts** #39.40 are listed as 5/32 x 20 & 5/32 x 7. • #42 is a **Set Screw**. • The **Spanner** has 8mm wide jaws and can (just be seen in the top left corner of the lowest yellow FALTERBOT card on the facing page.

The **quantities** of parts in the No.4 are: **#1-10:** 2,2,2,8,16,8,18,8,4,4. **#11-21:** 4,4,4,2,2,4,4,12,12,2,2. **#22-32:** 2,4,2,4,2,12,2,2,2,4,4. **#33-44:** 1,1,4,4,4,2,6,94,100, 21,2,1.

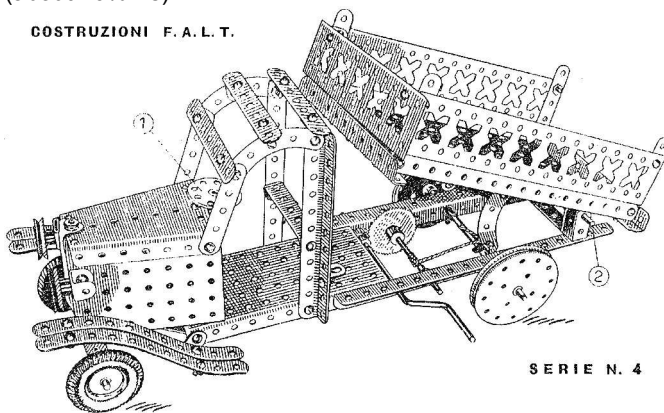
**Sets** The only photo of an IL PICCOLO MECCANICO set, a No.0, is shown atop the next column. FALT can be seen along the bottom of the lid. According to MCS, not all the parts should be in the Set, notably the Tyres, most of the Brackets, & the DAS - and the latter, 2\*5\*2h, are not in MCS at all.



**Manuals** There was no manual with the No.0 but above one for Sets 0-2, another Ebay item. The MCS page right (1/4-scale) is also said to be a manual cover. The Loco is probably a No.4 set model. The MCS model page has the No.4 Lorry below (about 40% f-s).



COSTRUZIONI F.A.L.T.



**FALTERBOT** Photos of the No.5 set are shown in the next column. The wooden box is 50\*35cm in plan and has the **conventional parts** in the bottom. Most are credible but although the 5\*11h Flanged Plate matches the Flanged Disc Pulleys in colour, it could well be a MÄRKLIN part; likewise the Flexible Plates with slotted holes under the blue 5\*7h Flanged



**Snippets. FALT and FALTERBOT** Accounts of the FALT Sets 0-4 & the No.5 called FALTERBOT were given in 34/1013 & 36/1091. Since then a number of sets have been seen on Ebay, a probable No.0 and several examples of Sets 3 & 4. In what follows the differences from those previously described will be noted.

**The Basics** It will be recalled that Sets 3 & 4 were in wooden boxes, No.3 with a single layer of parts and a sliding lid, and No.4 with 2 layers and a hinged lid. The 'new' sets have the same partitioning as before, and are as shown in the OSN 36 FALTERBOT manual. The colours of the main parts in the earlier sets were: blue Plates, green Strips & Braced Girders, nickel DAS & Brackets, & red Pulleys. Set 3 has 4x 2h Ø Bossed Pulleys & 2 Loose; Set 4 has 4 of each type.

Most FALT manual covers denote the range of sets covered by 'SERIE' followed by the sets numbers, as in Fig.2 below for example. Some though have just the set numbers, and these could be earlier. One example is the 'N. 0-1-2', with a Crane on its grey cover, shown in OSN 34.

Most of the manuals seen so far feature the Loco shown in OSN 34 but all of them are 'Serie 0-4' and it remains to be seen if there is an equivalent Serie 0-2 manual.

Most Serie 0-4 Loco covers have 'IL PICCOLO MECCANICO F.A.L.T.' on them but a few, again possibly earlier ones, have 'Costrurioni F.A.L.T.', the cover shown in OSN 34 for instance.

**A Probable No.0 Set** A set with parts corresponding to a No.0 and with all the main parts – Flanged Plate, Strips, & Pulleys – green, as in the No.0 in OSN 34. The Ebay offer showed the open box & the picture below: the scene, the one



FIG.1

most commonly seen on lid labels, is as the OSN 34 lid, though with more vivid colours, but the '0-1-2' in the top right corner is a puzzle. It can hardly be a set number so perhaps the picture is of a manual cover of the type mentioned earlier with just the set numbers on it. But if so it is the only example with this scene to appear so far.

**An Early? Manual** The cover below is the only Serie 0-2 known to date. If it isn't an earlier version it could be the



FIG.2

'standard' equivalent to the Serie 0-4 ones with the Loco.

**2 Early? Sets** The No.3 & No.4 sets that have been seen on Ebay have one of two types of lid label. The first, and

FIG.3



probably the earlier, is shown above. It belongs to a No.3 outfit which has a Costrurioni F.A.L.T. manual. The parts include some nickel Strips but these may be suspect because there is a red 5\*11h Flanged Plate as well as a blue one among the parts (and there should be only one such in a No.3).

A No.4 has the same label on its red coloured wooden lid, & an IL PICCOLO MECCANICO F.A.L.T. manual. The parts are as expected except the Wheels. There are the 4 black Tyres in their expected place but the 4 red 2h Ø Pulleys with boss are fitted with white Tyres (or Rubber Rings) seen only in this Set, and therefore suspect. In addition there are 12 greyish metallic 2h Ø Pulleys, which may or may not have bosses, instead of the expected 4 without boss. 4 of them occupy the places of missing Bush Wheels. Also there are 4 larger red Pulleys with light grey Tyres instead of the the expected 4 Flanged Disc Pulleys – they could even be the 1970s MECCANO Road Wheel #187 which has almost exactly the same o.d.

**3 Later? Sets** Below the lid of a No.4, and the two other sets, a No.3 & another No.4 are similar. All have the IL PICCOLO MECCANICO F.A.L.T. manuals. The No.3 is not complete but examples of most of the main parts can be seen. Unexpectedly the 5\*11h Flanged Plate is light green but as



FIG.4

there are a few nickel Strips among the green ones, it may not be genuine. All six 2h Ø Pulleys are present, 4 red & 2 bright, the latter probably without boss.

One No.4 has most of its parts apart from 3 of its 2h Ø Pulleys: all those remaining are red but it can't be seen if they are fast or loose. All the circular parts are missing from the second No.4 but otherwise all the parts are as expected.

**The FALTERBOT Sets** In OSN 34 it was assumed that only the No.5 was called FALTERBOT but since then a No.3 has been seen with the same lid label as the No.5. The manual was the IL PICCOLO MECCANICO F.A.L.T. type. The only unusual parts are the Flanged Disc Pulleys which look to be painted off-white, and also 2 matching 2h Ø Loose Pulleys. The latter though could be foreigners because there are also a full complement of 6 red Pulleys in the Set.

Also seen, another No.5, with parts as expected but the only manual shown with the Set is the Serie 0-4 Costrurioni F.A.L.T. type (earlier mooted to be a possible early version of the Loco manual).