

Nr. 69. Racervogn

9	Stk...	Nr.	3	15	»	...	»	11	55	»	...	»	25
7	»	»	4	2	»	...	»	12	5	»	...	»	32
4	»	»	5	2	»	...	»	15	2	»	...	»	33
3	»	»	6	1	Stk...	Nr.	16	4	»	...	»	46A	
2	»	»	7	3	»	...	»	17	4	»	...	»	59
1	»	»	9A	55	»	...	»	19					

aren't used in any of the models. The Large Gear is usually the DDI pattern but in one model it looks like the STABIL part with a large centre hole, and in the photo of the No.3 outfit (but not in the No.4 & 5) both size Gears are like MÄRKLIN with Gear Rings (18 & 40t) on Pulleys.

The 4 models on the back cover are shaded line drawing with no names or parts lists, and include Plates unlike any DDI parts, as in the Footbridge left.

HISTORY There are few clues beyond the suggestion of a date of c1935 in 10/266. The use of 'aa' instead of 'å' in the Manual indicates pre-1948, and none of the models look postwar. The manufacturer isn't mentioned in the Manual, the printer though was from Aarhus (aka Århus), a large town on the east coast of the Danish mainland.

Presse,39,27; Brandbil,49,32. 3: Rutchebane, 50,33; Svingkran, 59,37. 4: Flyvemaskine,60,38; Omnibus,66,43. 5: Lokomotiv,67,44; Traktor,73,50. •Other notes: Intro on p3; photos of sets on pp 10,11,14,15. An extra model No.74, a small Mobile Crane (Transportabel Sækkeløfter), set unspecified, is also on p50, and 4 small, unnamed models are on p52. pp2,51 are blank. The printer is given on p52: S. MØLLER CHRISTENSEN 1/8 AARHUS.

There is a fair range of models, with a single drawing & list of parts for each. The model on the cover (right) isn't in the Manual (and on closer examination the Gears in it are the DDI type, not the MÄRKLIN pattern suggested in OSN 16. Apart from simple gearing none of the models have any mechanical features.

Most of the unusual parts can be seen in the models left and in the Racing Car above. The 2 Braced Girders in Set 5




DEN DANSKE INGENIØR: S4

OSN 30/882

SNIPPET: 'New' System FRAMA My thanks to Thomas Morzinck for drawing my attention to the No.1 Set of this seemingly simple German system, sold recently on Ebay. The box is blue and measures 25*30*2½cm. The large lid label is black on fawn and below is an improved B&W version of it (thanks to Thomas). The only indication of the age of the Set is the Aeroplane on it.

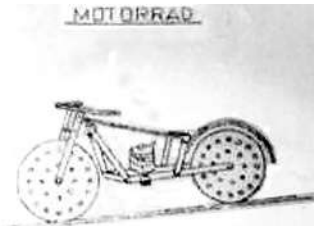
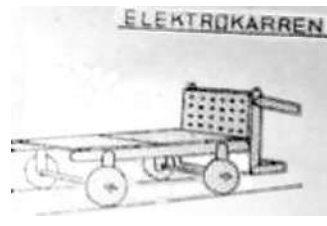


The main parts are attached to a white card, some held by clips and others by longish N&B. Most can be seen in the photo atop the next column – Strips with 3, 4, 5, 6, 8, & 9 holes; 4*6h Plates, 5h Ø Discs, and what look like 4 Pulleys of about 1½h diameter. In another photo are 7 A/Bs with



round holes in both lugs, 6 wide MÄRKLIN-type Double Brackets, and (probably) a Screwed Rod. The hole pitch scales at about 12mm.

The manual is in landscape format with small pages perhaps 12cm wide. It is B&W and the cover has the same illustration as the lid label. Inside are sketches of 7 models including the 2 below, a Crane, Scales (Waage), and a Hand Cart.



FRAMA: S1

OSN 30/882