

## Four more Systems for MCS

Jeannot Buteux/Constructorama has kindly sent MCS material and some extra notes for the following.

### 'New' System - HASSIA

The only outfit known is the No.A, from 1948, made by Metallwarenfabrik Oberbiel K.G. of Oberbiel über Wetzlar. This town is near Wetzlar, some 50km north of Frankfurt, and just to the east of Gießen (Lahn on an older map). The 15 different parts are similar to TRIX but with slightly larger holes, 4mm instead of 3.6, at very slightly longer pitch, 8mm against 7.8.

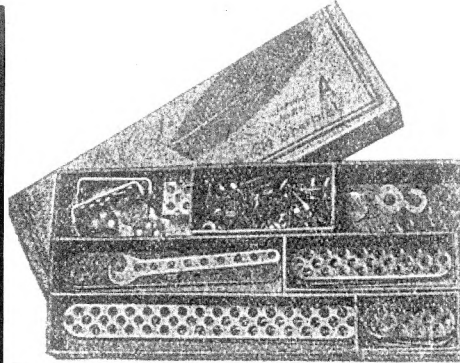

One type of Set is known and is



packed in a large box, 26\*29cm square. The lid has the name, the maker, a lion logo (left) & the huge Big Wheel above, some 120cm high, with 12 cars. It can't be seen how it is driven. The parts are attached to a backing card.

A different box (top right) is shown in the manual, and a Boat & the letter 'A' can be seen on its lid. It scales at only 18cm long but the very small manual would still fit into it without folding.

The parts with quantities in curly brackets (given in the manual as contents of Set A) are: 5,9,13,17h (along centre line) Strips {4,4,2,4}; DAS, about 5h long {2}; Angle & Dou-




ble Brackets {4,2}; 8h Discs {4}; Washers {3}; a Hook - the one top right in the manual box looks to have only one hole in its (flat) ball; N&B - they are missing from the known Sets, and are thought to have been in paper packets {25,30}; 2 Spanners.

The Strips are red, the angled parts dark blue, the Discs & Hook yellow, and the Washer bright steel. All the paint is matt and comes off easily. Otherwise the parts are of average quality, but apart from the DAS, are of rather thin metal.

The manual is 162\*82mm and has a plain cover with the words below on it. The models need one or more of Set A, & one is shown far right, actual size.

*Modelle*  
zum **Hassia**  
Baukasten




Wind-  
mühle  
1 Kasten

### MONTIX

The name was mentioned in 11/291 and the parts are identical to TRIX except in colour. They were made by Trix/France for a French firm called Delespaul, of Lille, makers of biscuits, confectionery, etc. Sets were given away to those who collected enough 'points' from their products. Perhaps rather like the BAUFIX clone CRÈME ÉCLIPSE (MCS & 6/136). All the relevant MONTIX names are on the box top above (full size 155\*83mm).

Sets are known from 1964-65, & 5 were available, Units A, B, C, D & G. Their contents were identical to UK sets except that the 'G' had 60cm of Chain instead of 18". A Manual, and Packets containing N&B, or five 55mm Tyres, were also available.

The parts comprised the whole French/UK TRIX range except for the electrical




*fabriqué par Trix*


**montix**

**DELESPAUL**

LILLE - FRANCE  
R.C. LILLE 57 B 708



**GRUE PIVOTANTE**



avec 1 unité A + 1 unité B

items and the larger size Tyres. No motor was offered. All parts were of excellent quality, with a first class paint finish, special for MONTIX - light blue long Strips, bright red short Strips & Hook, zinc plated DAS & Double Brackets, nicked A/Bs & Washers; brass plated N&B, Screwed Rods, & Spanner.

As an interesting aside Jeannot wrote that Trix/France made painted parts - in dark blue & dark red (bleu marin, rouge bordeaux) - from 1958. Also that the colour of parts stamped 'TRIX ECF' (MONTIX parts weren't stamped) are quite close in colour to the MONTIX shades. However the significance of the letters 'ECF' is still not known.

8 small models are shown on a Delespaul leaflet about MONTIX, and all but the Radial Crane left were in the TRIX manuals to hand.

**RUR** Another name from 11/291, and this time it's that of one of the many small sets that appeared in Germany soon after WW2. In this case the sole set contained 20 different parts, conventional looking but with 12.0mm hole pitch, & some are brass or copper plated. The parts are badly made & the holes vary in size from 3.5 to 3.7mm. There's nothing on the box or manual to indicate the maker and the name RUR isn't on the manual cover (right). No firm date is known and any time between 1946 & 1950 is possible.

A list of the parts with quantities (from the manual) in curly brackets, follows - no illustrations are available but most types can be seen in the Signal and Windmill models.

• Strips, 1.2mm thick, with 3,5,7,11,25h {2,10,1,6,4}; 1\*5\*1

OSN 23/660





**HASSIA** These notes add to those in 23/660 about this small German system with parts generally like TRIX, but a little larger, with a hole pitch of 8.0mm.

The main new item, thanks to David Hobson, is the 'A' set right, similar to the one shown in the OSN 23 manual. But in addition 3 Ebay items have photos of a manual not seen before, a No.A set in a box slightly larger than David's, and an add-on No.B set with a full colour lid and, if genuine, coloured parts.


**DAVID'S SET** Its brown-mottled box above, 185\*82\*23mm, is partitioned as the set from the manual in OSN 23, and the label is generally the same. On one of the lid's end aprons is a small sticker label showing the price. Originally it had RM (Reichsmark) printed on it with space alongside for a price, but the RM has been blanked out and 'DM 4.-' stamped next to it. The change from RM to DM was made in 1948.

**The Parts** With a few minor exceptions the parts are as described in OSN 23 except that they are all nickeled (or possibly just polished steel) and not painted. The new points are: • **Holes** are 4.1mm Ø. • **Strips** are 15.3mm wide and .7 - .8 mm thick. • The pcd of the holes in the **Wheel Disc** is 21mm. • The **thread** is M4, the machined **Nut** is hexagonal, 8.0mm A/F & 3.2mm thick, and the **Bolt** is 10mm u/h with round heads, 6.9mm Ø. • The **Washer** is 14mm Ø and there are 3 in the Set (omitted in error from the contents given in OSN 23). • The **Span'driver** is 83½mm long o/a, is stamped 'Hassia', but has no holes in its shank. • **Note:** the **Screwed Rods & Hook** were missing from the Set. There should have been 2 long & 2 short, again omitted in error previously.

**The Manual** with the set has the same cover as the one with the larger boxed 'A' set in OSN 23. It has 16 pages, 160\*75mm, including covers, and the front is shown right. p2 has an Introduction in which the manual is referred to as 'Modellheft 1'. p3 has the Set A contents & a photo of the set (both as in the OSN 23 manual). pp4-16 have 22 models from Spaten (Spade) to Motorboot (the model on the lid). A parts list is given for all but the last. The first 17 need one Set A, the others 2 or 3 except 10 for the Motorboot. At least half are recognisable as copies of, or similar to, prewar TRIX models. Among those I didn't spot in TRIX manuals are the 2 models shown here (full-size) though the Crane has a familiar look to it - its Hook has the large centre hole mentioned in OSN 23.

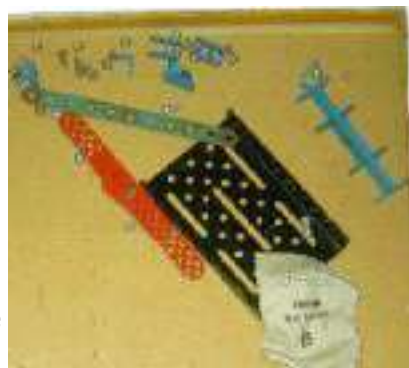
**THE EBAY 'A' BOX** It is brown with a label of the same design as the one above, but somewhat smaller than the lid. If the label is the same size the box scales at 20½\*12cm.

**THE EBAY MANUAL** The front is shown at the top of the next column. It has the same Oberbiel KG maker on it, and 'Modellheft 2'. It was said to have 23 pages and to date from

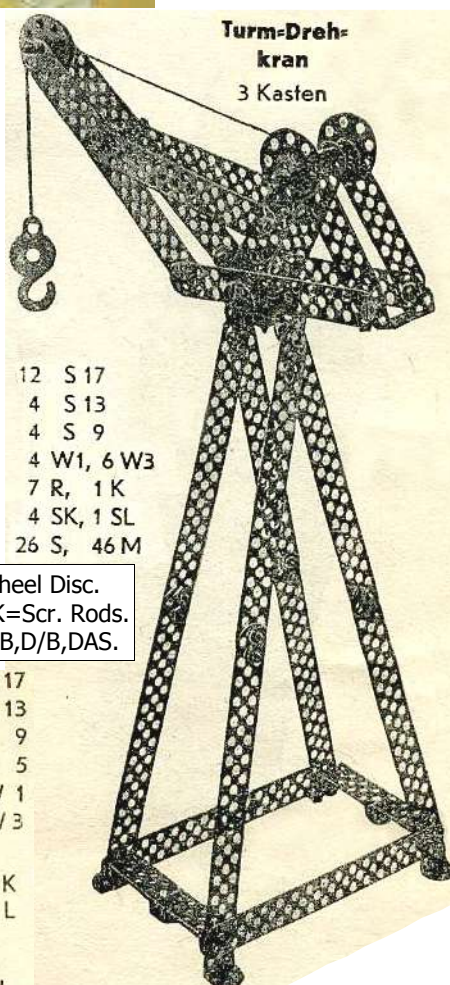


1948. It isn't known if it simply contained more models for Set A, & multiples thereof, or whether it was for another HASSIA set with different parts.

**THE EBAY 'B' SET** This outfit was described as Zusatzkasten B from c1952, made by the same company as before. 'B' can just be seen above the logo on the lid, below right, and on the white packet the box's base below (only a corner of it is shown). The lid's




style is the same as that of the large Set A in OSN 23, and by scaling it is the same size. Of the remaining parts the red Strip is probably genuine (the Strips in the large OSN 23 set were red and the hole spacing is about right if the 11h green Strip above it is a MÄRKLIN part). Also perhaps the black Flanged Plate in that its holes look to be at twice the pitch of those in the red Strip.



12 S 17  
4 S 13  
4 S 9  
4 W1, 6 W3  
7 R, 1 K  
4 SK, 1 SL  
26 S, 46 M

K=Hook. M=Nut. R=Wheel Disc.  
S=Strip & Bolt. SL & SK=Scr. Rods.  
U=Washer. W1,2,3=A/B,D/B,DAS.



**Lokomotive**  
3 Kasten  
6 S 17  
4 S 13  
12 S 9  
10 S 5  
8 W 1  
6 W 3  
6 SK  
5 SL  
11 R  
48 S  
4 U  
92 M



## The Larger HASSIA Sets

The smallest Set, A, which had unpainted parts, was described in 38/1161, and a larger add-on set, Zusatzkasten B, with coloured parts was mentioned. There was also a Hauptkasten C, a set which had the parts in the A+B sets, but all in colour. Thank you to Urs Flammer & Ebay for what follows.

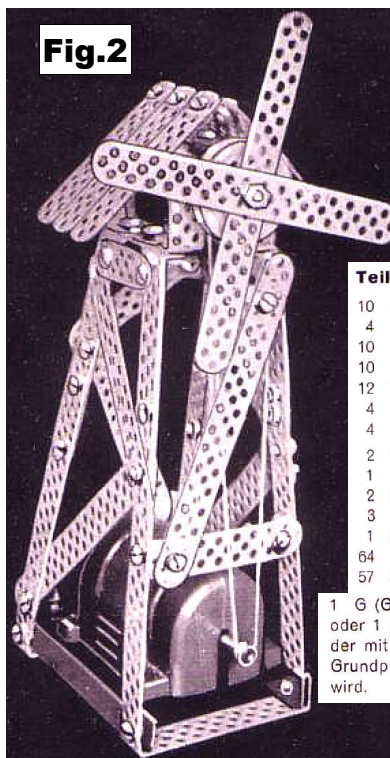
**Set A.** For convenience the Set A contents are: • 4,2,4,4x F, Strips, 17,13,9,5h. • 4x W1, A/B. • 2x W2, D/B. • 2x W3, DAS 3h long. • 4x R, Wheel Discs, 29mm o.d. 2,2x SK,SL, Screwed Rods, 30,50mm. • 1x K, Crane Hook (with 1 hole in its 'ball'). • 25x S, Bolt. • 30x M, Nut. • 3x U, Washer. • 2x Schl, Span'driver.

**Set B.** The box lid, 28½\* 25½cm, was shown in OSN 38 – its design is as the C lid in Fig.1: the words along the top are the maker's name & address, and the set's name is above the stripy logo. The parts in the box are shown below in Fig.4, with the Saw Blade, hidden under the small parts packet, inset. The contents, from the Manual '2' (described later) are: • 2,2,2x F, Strips, 17,9,5h. • 4x W1, A/B. • 2,2x L1,L2, narrow D/B, 1,2h high. • 2,2x W3,W4, DAS, 3,9h long. • 10x Sch, Pulley Discs (8 yellow, 2 green, 38mm scaled o.d.). 4x GR, Rubber Rings. • 1x G, Flanged Plate. 1x Sä, Saw Blade, 43mm scaled Ø. • 25x S, Bolt. • 30x M, Nut. 1x Schl, Span'driver.

**Set C.** Fig.1 shows the lid. The parts are painted in the same colours as those in Set B. Parts not in the B, the Wheel



**Fig.1**  
**Mühle für Wind- oder Elektroantrieb**  
**gebaut aus 2 Baukasten A und 1 Kasten B und 1 DURA-Spielzeug-Motor**



**Fig.2**

**Teile:**

10	S 17
4	S 13
10	S 9
10	S 5
12	W 1
4	W 2
4	W 3
2	W 9
1	L 1
2	Sch
3	U
1	SL
64	M
57	S

1 G (Grundplatte) oder 1 DURA-Motor, der mit passender Grundplatte geliefert wird.

Disc & Hook, are yellow.

**Modellheft 2.** This manual for the larger sets has 24 pages, and the cover was shown in OSN 38. The title page has Dezember 1948 on it. pp2-3 include a list of sets & their contents: A, B, C, & a Beutel [packet] of (50) N&B.

pp4-10 have 20 models for 1, or more in a few cases, A sets. All were in the 'basic' manual, from Spaten [Spade] to the Turm-Drehkran shown in OSN 38.

Then 10 A+B or C models from Schnell+hammer to Kinder-Karussell on p15. 6 are machine tools or related models, the rest 2 fairground models, a Crane & a Railway Signal with Crossing Gate. On the whole fair models considering that there were only 50 Bolts in a C outfit.

pp16-22 have 8 larger models from Elektrokarren [Electric Truck] to Brücke, including the 3 shown here.

The Excavator & the Fire Engine are the most ambitious models mechanically. The Windmill can be driven by a Dura electric motor, the only mention of it. It was supplied with its own Baseplate which would replace the G Flanged Plate in hand-powered version. The other models include a Lorry with (a long) Trailer, and a Bridge some 70+cm long made from 5A+4B sets.

p23 has the 10A Motorboot, as in the basic manual, and p24 just the printer, Kark Klose, Wetzlar.

## Feuerwehrauto

gebaut aus

3 Baukasten A

1 Baukasten B

1 Beutel S u. M

**Teile:**

10	S 17	1	L 1
4	S 13	2	L 2
14	S 9	10	Sch
14	S 5	6	SK
16	W 1	6	SL
6	W 2	76	S
8	W 3	140	M
2	W 9	1	G
4	GR		



**Fig.3**



**Fig.4**

## Löffelbagger

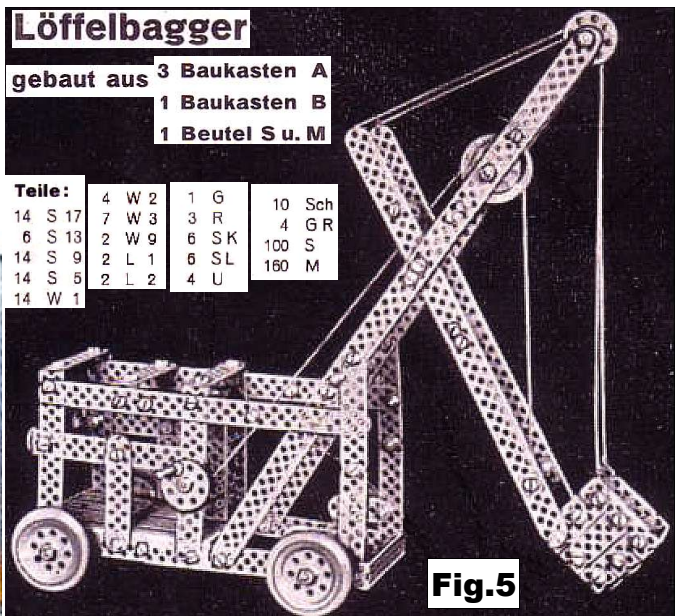
gebaut aus 3 Baukasten A

1 Baukasten B

1 Beutel S u. M

**Teile:**

14	S 17	4	W 2	1	G	10	Sch
6	S 13	7	W 3	3	R	4	GR
14	S 9	2	W 9	6	SK	100	S
14	S 5	2	L 1	6	SL	160	M
14	W 1	2	L 2	4	U		



**Fig.5**