

New System: POLYLONG

Polylong (600 series) CONSTRUCTION Sets. Last year Edmundo Veiga found the outfit with the lid below on sale in



Buenos Aires and several examples of the same set have now been seen on German Ebay. Apart from the set number the lid looks identical to the Eitech No.65 (mentioned in 22/622) but no No.665 Eitech set is known, and closer examination of the lids shows that the logo at bottom left is 'PolyLong Jilie' instead of 'eitech GERMANY'.

The two logos are shown above.

The step-by-step instructions for the 3 featured models are on separate sheets, and are identical to those from the Eitech web site except for the logo at the bottom of the front page, with MADE IN GERMANY under the Eitech one, and MADE IN CHINA under the other. On examination the parts in the Set, including the crosshead Bolts, seem identical to Eitech ones, and the same PNs are used in the Model Sheets.

Edmundo's 665 box has small photos of 5 set lids on its underside, the 665 and Nos.661-664, and the latter look just like the Eitech 61-64 sets. It also has 'Not suitable for children under 96 months' in 8 European languages (or 'under 8 years' for some countries).

In passing, not all the logos on Eitech sets have the small GERMANY under Eitech, but the significance of its inclusion, or not, isn't clear yet – I think that all the Eitech boxes I've seen have Made in Germany on them but I've not noticed if their logos have GERMANY under them. A point to watch for in future.

I doubt if even the most optimistic firm would hope to sell such a blatant copy on the European market without legal action against it, so my guess is that the 661-665 sets are either another Eitech line or are made under license from Eitech. Probably the latter because Polylong now have many other sets to their name, as explained below. As far as is known there is no indication of the name of the manufacturer on any Polylong set.

Since the above was written a number of other lids from small Polylong CONSTRUCTION sets have been seen on Ebay. A No.663, featuring a Helicopter & a Seaplane (211 parts) is, as expected, like the Eitech No.63, but 666, Fork Lift



(98 parts), is quite different to the Eitech 66. The others, all for small models, are in the same size boxes as the 663 and 666, 16*14*6½cm, with the same style lids, and have no Eitech equivalents. They are 671 left (Bike, Trike, 121 parts); 673 (Kart, Mobile Crane, 122 parts); 681 (Jet

Fighter, 146 parts). The names are mine for the models on the lids.

Three other '600' sets have been spotted on Ebay, box sizes unknown. The No.678 lid is like the 671 etc in style and shows a Lorry running on thin plastic Wheels, perhaps 3½cm Ø, red on the front & yellow on the back. The other two feature rather bigger models using the normal CONSTRUCTION plastic Road Wheels. No.669, with 188 parts, has a lid similar to the 665, but with a Trike- & a Quad-Buggy on it. Only a model from the other, No.679, has been seen - a Tipping Lorry well over 20cm long, with some features of the '700' models described below, including a cab using special parts. **Another model**, probably from a 600 series set, but Set No. unknown, is a Tractor running on 4 Road Wheels, with the same cab as the 679, and a small bucket on the front, attached by 2 Slotted Curved Strips.

Nos. 678 & 679 have been sold on Ebay from England as well as from Germany.

And More Polylong CONSTRUCTION (700 series) Sets


Apart from the 679 set, and give or take one or two plastic pieces, all the parts in the small sets above look like standard Eitech, but the sets to be described, mostly seen on German Ebay, also include some special parts unique to Polylong. 5 sets with the CONSTRUCTION name are known, Nos.701, 702, 722, 723, & 725; each features one model, somewhat larger & slightly more complicated than those for the '600' sets, and motorized in the case of the 701 & 702 outfits.


A No.702, bought from Germany and apparently new, is to hand. Its end-opening box measures 33*43*4¾cm and the parts are in an expanded foam block (more foam than parts), mostly packed in plastic bags. Some of the English on the lid below is rather odd but one can guess what 'MADE FROM



'YOUR OWN CREATION' means. I think though that the '21' CENTURY NEW EDITION FLASHING ENTER' in the green star top centre just means a brilliant new set, and certainly there are no flashing lights in the Set. The featured Shovel model above is also shown on the underside of the box, along with the featured model from the No.701 outfit, right. Nothing indicates that it can't be made with the parts in the 702. Also on the bottom are 'Made in China' and the 'not for the under 8's' in 8 languages.

Most of the parts are virtually identical to their Eitech equivalents, and have the same PNs, but the small differences noticed are mentioned in the Set Contents that follows (taken from the Model Leaflet). The new parts are in red, and most of them are shown overleaf, 50% full-size. The PNs of the new





corners); 2x #1127, **3*2h Angled Corner Plate**; 1x #1052, 10h **Flat Girder** (a flat version of the 10h A/G used as the bucket back plate); 2x #1123, 5h long **Toothed Plate**; (used as the bucket floor); 1x #1128, 7h long **Dash Plate**; 2x #0101, **Cab Side**; 4 Road Wheels with push-in Hubs; 2x 85mm Axles (one is used as the output shaft in the Motor/Gearbox unit, with a Road Wheel at each end); 5 Axle Stops (2 red, 2 yellow); 2 Seats (blue); 1 Steering Wheel (red); 51,15,1x 6,8,30mm Crosshead Bolts (6.4mm Ø pan heads, no doubt like those introduced by Eitech in 2002); 80 Nuts; 1x #2001, Spanner (at 1.2mm, thinner than Eitech); 1x #2002, crosshead Screwdriver (green ribbed plastic handle, 102mm long o/a). **Motor/Gearbox** parts (a motor and a 2-stage reduction train to the rear Axle, with green, push-fit plastic gears giving about 3:1 for each stage, are assembled in one half of the green plastic outer casing; the other half is attached by 4 small self-tapping screws); a neat black **Remote Controller**, 6*7½cm, with 2 AA cells, & a forward & reverse switch, spring-loaded to centre off.

The **parts** are of good quality, most as good as Eitech, except that the bore of 3 of the push-fit Wheel Hubs is too large to grip the Axles. All the metal parts are nicely nicked but the N&B are (good) BZP.

The **instructions** comprise a B&W sheet in English & Chinese showing how to assemble the Motor/Gearbox Unit, and a Model Leaflet, a single sheet, 260*184mm, folded in two. The finished model is shown on the front (as on the lid), and the parts on the back, with their quantities, Eitech style. Inside are photos of 5 subassemblies with the parts marked by their PNs, and with a little thought one can work out how to join them together to complete the model. There were a couple of difficulties in the construction process. First it was necessary to bend the connection tags on the motor in a rather drastic way to get it to fit into the casing, and secondly, the movement of the bucket is achieved by means of 12 locknuted Bolts but only one Spanner is included in the Set. In fact these locknuts have to exactly right, almost dead tight to support the weight of the arm & bucket, but not quite to allow movement.

The **701** set has 226 parts, against 221 in the 702, and both boxes are probably the same size, with similar lids, apart from the featured model. The cab, & Motor/Gearbox with rear Wheels, are basically the same in both models, but the ends of the 701 roller use another special part, a **Circular Frame**. It looks to be about 7cm o.d. and one can be seen lying flat, beyond the model on the previous page.

The **725** lid is shown below and the parts in the model, called a Reaping Machine, include the Cab Sides and also **Tracks**. The **722** has more parts (177) but otherwise the lid is identical except for the model, a Mobile Machinery Shop. Said model has the same cab



parts generally fit into the Eitech scheme but there are one or two anomalies.

Contents: 2,4,6x 3,4, 5h Strips; 4 Slotted Curved Strips; 3x 1*3*1h wide type DAS (with 1mm longer lugs); 7x #1200, **1*7*1h DAS**; 2 Flat Brackets; 2 A/B; 7 A/B with 2 slotted holes; 4x 2*1h A/B; 3 D/B; 2 Reversed A/B; 1x 3*3h Triangular Plate (with slightly rounded bottom

and tracks as the 725 one but carries an arm at the front with a circular disc on its end. The No.723 model is very similar but has a bucket on the end of its arm. **Another set**, probably from this series, but Set No. unknown, features a Tractor basically like the 725 model but with a tool or blade of some sort attached low down at the front.

Then the Polylong COMBINED TOYS (500 series) Sets

These are small outfits with boxes 16*11*2½cm and a typical example, No.505, is shown below. One wonders where the name came from and at a wild guess I'd say that it arose from the notion of parts being combined to make a toy. Bottom left on the lid is the 'flashing enter' mess-age that was on the CONSTRUCTION 702 set. The outfits that have been seen are Nos.501, Aeroplane, 71 parts; 502, Helicopter, 72 parts; 505, F1 Racing Car, 73 parts; and 506, Jeep, 93 parts. No non-Eitech parts can be seen in any of the models.



Finally the Polylong COMBINED EXCELLED (500 & 800 series) Sets

All I can say to whoever dreamt up the COMBINED EXCELLED name is 1 out of 10 for spelling excelled correctly. 4 small sets have been seen (Nos.521, 522, 525, & 526), all offered on Ebay from Australia) and one larger one, No.801.


The lids of the **500** sets are all similar to the No.526 right, apart from the featured model. They all carry the 'flashing enter' text, and under the model is 'SUPER PLAYMOBILE' with 'BAND YOUR EYES ON THE FUNNY TOYS!!' in light blue along the bottom. 'Band your eyes to' is possible in English, meaning look at, but it's hard to think what 'funny' was meant to be. Of the other sets 521 is a Trike, 522 a much smaller version of the 722 model, & 525 a Tipping Lorry (a small-scale No.679 model). All these models run on the same Wheels and a **Small Cab Side**, another special part, is used in the 525 & 526 models.



The **801** box, above, is 25½*35½cm and its top is basically a larger 500 type. Another version seen has 'MADE IN CHINA' in small letters along its lower edge, and the 5 words in the diamond printed upside down. It can be seen that the model includes some of the special parts including Flat Girders as the sides of the Lorry's load platform.

CONSTRUCTION in 2004 Josep Bernal & Paul Goodman have kindly sent me the 2004 Eitech catalogue. The sets listed are Nos.02,04,06,07*,08,09*,10,11,15,30,31,32,60,61,62,64,65,66,72,75,76,78,81*,86*,87*,88*,89*,90*.155. Those with asterisks are labelled as new. In August the Eitech web site showed all the above plus 01 & 77. Taking those into account the sets missing from the January, 2004 web site range given in 30/885, are 03,05,13,17,63.

The New Sets 07 was described in OSN 30. 09 has 446 parts and is said to build Jeep-Modellen. 3 are shown on the lid, the longest perhaps 30cm. All have the same front end &



chassis as the one above but the cab & back vary. No steering by the look of it. 81 is a small set for either of the simple models on its lid, a Bicycle & a Tricycle. Again no colour apart from the handlebar grips. 86 has 171 parts and the 3 lid models are a Motorcycle & 2 Motor Tricycles, all fairly small nickel/grey models with small Wheels and cylinder fins from Flat Brackets, or 2h Corner Brackets perhaps. 87 (248 parts) is for Digger top right & 2 similar tracked Machines. I don't remember the Track & Sprockets parts before. 88 & 89 each feature 3 little models which were previously sold as single models in the Startbox range (see 11/293 & 13/343). The 88's were 81, 84, & 93; and the 89's, 83, 92, & 94. The Sets have 168 & 167 parts respectively & those in plastic are shown blue & grey. The 90 has enough (185) parts to build the Loco, Tender, & Signal on the lid right. The rails look like string.



The Parts Packs are as in 2003 except that 117-119 have been replaced. 117 is still a Battery Box but instead of a switch it has a knob and 2 leads, each with a little cylinder half way along – possibly a plug & socket. It is described as 'stufenweise schaltbar' (continuous control?). 118 is a blue Geared Motor, with a body about 4cm long, for use with the Solarmodul. 119 contains 8 blue plastic Gears, a Worm Z1; 3 flat discs, Z20,40,60; and 4 which appear to have a metal boss: a Pinion Z14, and Gears also numbered Z20,40,60. The PNs probably denote the number of teeth. Z40 has 4 large face holes & Z60, 6. Z20-60 without boss look like the standard parts #1455-7.



CONSTRUCTION [1] S3

OSN 31/910

POLYLONG in 2004 Early in the year, when the account in 30/886 was written, there were numerous sets offered on Ebay, mostly from Germany. The numbers have gradually decreased and now in August there are just a few each day, and not the wide range of sets initially available. The only new sets seen were 3 of 5 on Ebay from a UK seller. The 2 already known were COMBINED EXCELLED Nos.522 & 525, see 31/887. The lids of the 3 new ones are shown below. The one

with the Biplane is COMBINED TOYS No.530A - only Nos.501, 502, 505, & 506 of the 500 series were known before. The second one is No.530B and is just labelled TANK KING OF THE LAND, with no other indication of its POLYLONG parentage to be seen. The third, just called RACING, does have the POLYLONG logo in the top right corner, and like the first has POWERFUL TOYS at bottom right – the TANK has BATTLE GAME there.



POLYLONG: S3

OSN 31/910

better view of the Pulley. The box is said to be 22½*15cm and by scaling the hole pitch is perhaps a little greater than ½".

The 11h Strips are below the Pulleys in the top compartment. It is clear in other views that, as on the lid, the Plate is flanged on its long edges. 2 Axles with a scaled length of 5.2h could be seen in the other box. The Flanged Plate is obviously green and many of the other parts have a greenish look too, even the 11h Strips in the other box. It may not be clear in the photo that the Nuts are hexagonal & the Bolts roundheaded. The brass Collar to the right of the N&B looks as if it should be keeping more august company.

The outfits' date was given as possibly the 1960s and I'd have thought it might be earlier than that.

MILO: S1 [33/973]

7. **Snippet – An INVENTOR Set** The name INVENTOR was mentioned in 11/291 but without any details. It's not sure if that INVENTOR is actually the one below (the name can just be



seen on the top of the manual). I came across it on a Czech web site (www.e-hracky.cz/zpravy/merkur.htm) in a piece, all in Czech, about the history of MERKUR. The name Jaroslav Vancí and the year 1920 are mentioned, and this ties in with the history of MERKUR given on the Merkur web page (www.merkurtoys.cz). Vancí was the man who in 1920 founded the company which ultimately made MERKUR, but the first set was INVENTOR and the parts were, to quote the English version of the History, 'connected with metal hooks similar to nowadays used (for) scaffolding 'Haki' (the name of a scaffolding firm)'. One might think that the structural parts in such a system would be rods or tubes rather than the slotted parts in the present Set. Perhaps the Czech version of the history, or the e-hracky page would be more helpful, if any reader can understand Czech. To complete the story a change to 3.5mm N&B was made in 1925 and presumably that was when the MERKUR name and parts were introduced, but it's not quite clear that the two changes coincided.

Going back to the Set, the main parts seem to be what look like Angle (or perhaps Channel) Girders, Strips, & DAS. Otherwise just the Spoked Wheels, and inset bottom right is a close-up of them in which the spokes can just about be seen.

INVENTOR: S1 [33/973]

OSN Subscription Rates The price per Issue, including postage, at Printed Paper Rate where available, is £5.50 for UK; £6.50 by air to Europe & surface anywhere; £7.50 by air outside Europe. Back Issues For the zones above : OSN 1: £1/£1.30/£1.50; OSN 2,3: £2.30/£2.70/£2.90 each; OSN 4-27: £3.60/£4.10/£4.50 each; OSN 28 on (in colour): £6/£7/£8. (All colour & some B&W issues are on loose sheets.) Payments Please make cheques etc payable to P.A.Knowles. Remittances must be in Pounds Sterling (GBP), or as cash, in Euros or US Dollars (at £1=€1.50= \$1.80). Payments from overseas may also be made using PayPal. Small Ads Short ads are free to subscribers; insertion guaranteed in OSN 34 if received by the end of January (but repeats may not always be possible, please ask).	
--	--

8. **SNIPPET: A COMBINED Solar Set** Judging from the general appearance of the lid below, the boy on it top left (see



30/887), and the rather peculiar slogans on it, particularly the one after SOLAR POWERED (BAND YOUR EYES ON THE FUNNY TOYS!), another offering from Polylong. I've only seen it once, on the German Ebay in August. It has 172 parts to presumably make either of the models on the lid. The cylindrical Motor can just be seen under the nearest seat of the Roundabout, with a red Pinion on it driving the large red Gear – the latter probably spoked like those in the Windmill. Quite a nice little set really.

POLYLONG: S4 [33/973]

9. **SNIPPET: THE THATCHER TIN CAN TOY** MAKES TOYS FROM TIN CANS. (The ultimate DIY outfit?) This 1919 Gilbert



set was probably inspired by a book, Making Tin Can Toys, written by Edward & Isobel Thatcher, and published in 1919 by J.B.Lippincott Co. of Philadelphia & London. It is said to have been intended to provide occupational therapy for injured military personnel. The Ebay item was an empty, hinged, wooden box, plain on the outside but with the label above inside the lid. No clues as to its contents but some quite ambitious looking models on the label.

GILBERT THATCHER TIN CAN TOY: S1 [33/973]

OSN – Your Credit Balance:	
was	after OSN 32
was	after your remittance of
is	after this Issue
Please send at least £ if you wish to receive the next Issue.	

POLYLONG Update Quite a number of different sets have been seen since those mentioned in 30/866-7, 31/910, & 32/962 (METAL KITS); in many cases they have been sold under different brand names. Most of the models though are already known or are small variations on them. One innovation is sets with enough parts to make 2, or 5 different models, presumably one at a time. Virtually all the new sets have only been seen on Ebay, and very often without a Set No. or any other means of positively identifying them, other than a photo of the lid with the featured model(s). And thus it is difficult to refer to them without resorting to a picture of each lid, especially when one finds, for example, half a dozen small Racing Cars that differ only in small details. For this reason a complete account of all the sets & models will not be attempted at this stage, just a list of the known brands and sets, with a photo of a typical lid in most cases, and any points of interest arising. Some sets do not have the POLYLONG logo or boy on them but are included because their models are those of known POLYLONG outfits. In the absence of any official designation for some sets, I've invented names and they are in inverted commas.

Photos of **the 'innards'** of several of the sets have been seen and all show the parts in recesses in blocks of white plastic foam. The Wheels and sometimes other large plastic parts push into individual recesses, as do the Screwdriver (always the type with the fat, green handle, as in the RACING 738 set on the next page); and a long, thin box, probably cardboard, with CONSTRUCTION XXX (the set number) on it, no matter what the Set's brand. The rest of the parts are in clear plastic bags in two or more recesses.

CONSTRUCTION No.672 below has slightly unusual models. **No.680** has a Helicopter on the lid, and **No.682** a simple Rocket Launcher Lorry with the thin plastic Wheels. Both have similar style lids to No.672. **No.712** (330 parts) at bottom left has the usual cab parts in the Lorry but the 'Blimp' on the Crane is a piece not known before. **No.711** (278 parts) is in a box, 13*17", with a lid in the same style as the 712. The model is a Lorry of the 712 type towing a Crane on a chassis of about the same length as the Lorry, and with the same type of Wheels. It has the Blimp on its Hook. **No.726**

(153 parts) is the 'Another set' of 30/887.

4 **multi-model sets** have been seen with **HYPA** in smallish letters before CONSTRUCTION. Their lids are all in the same general style but in different colours and one, **Super Racing**, is shown top centre below. The second is for 5 'Earth Movers' with 3 like COMBINED EXCELLED Nos.522, 525 & 526, and two tracked models from the CONSTRUCTION Sets 722-726. The third is an 'Aero' set (209 parts), again for 5 models: COMBINED TOYS 501 & 502, and CONSTRUCTION 663 (both models) & 680. Fourthly, a 'Furniture' set with 218 parts and models as in the COMBINED TOYS set below. There seems to be 4 groups of furniture: a bedroom suite including a red-framed mirror; 4 chairs around a table (its top is the Circular frame used as wheels in the 672 set models); a settee & 2 armchairs around a coffee table; and a desk (with a red 'computer' on it) plus chair and bookcase. The blue Seat parts are actually orange in the box, and there doesn't look to be enough parts to make more than one group of furniture at a time.

COMBINED The 2 sets with this name both include a Solar Cell and are described elsewhere in this Issue.

COMBINED EXCELLED The one addition is **No.802**, with 171 parts to make an Articulated Tanker Lorry using the special cab parts and with a green plastic moulding on the load platform to represent the tank.

COMBINED TOYS 3 more sets have been seen, all quite different to the one in OSN 30, and to each other. The first, below, is the 'Furniture' set (218 parts); it was on Spanish Ebay and is the equivalent of the HYPA CONSTRUCTION set mentioned above. The second is an 'Aero' set (209 parts) with the same style of lid, & with the same 5 models as the HYPA outfit. The third, **Super Tank**, with the lid bottom centre below, and a different Tank on the underside of the box.

MEKANIX 4 sets with this name were spotted on the U.S. & Canadian Ebays, and their models are those of COMBINED TOYS 501, 502, 505, & 506. The '506' lid is shown below.

METALL Baukasten The lid below is from the one set known with this name. The model is identical to that of CONSTRUCTION No.711 and the Set has the same number of parts, 278.

MOTORCYCLE This has a similarly styled lid to the SUPER described later but the wording is in English and, despite the



same 2 model claim, there is only one name, MOTORCYCLE, at the top. Unlike SUPER the POLYLONG logo can be seen on it. The lid model is identical to the one on the SUPER '805' set.

NUTS+BOLTS 17 of these sets have been seen, and one is shown below. All the lids are similar and though none have the POLYLONG logo (and the 'boy' is different) all the models on the lids are known from other POLYLONG sets. The 'Solar' set below is the equivalent of the larger COMBINED Solar outfit. 3 of the others are called **Flying Machines, Racing Cars, & Construction Vehicles**, and they are the equivalents of the appropriate HYPACONSTRUCTION 5-model sets. **Another outfit** builds the CONSTRUCTION 711 model, and **all the others** are for a known small model, nearly all of which are in the 5-model sets. Some of the lids have '4 different Models to Collect' on them, and others say 'Many Models to Collect'. Some of these outfits have names and most of them have one of the letters A, B, C or D on the lid.




POLYLONG: S6

OSN 34/1010

More METAL MECHANIC Type Sets Previous relevant articles are about METALLICA in 31/933, and other METAL MECHANIC type sets in 32/958. To start with, **two corrections** to OSN 32. The main & small models on the MECHANIK lid are the METAL MECHANIC models 9, & 4,5,7 respectively; and No.9 is the main model usually seen on the METAL MECHANIC (as on MECHANIK).

METAL MECHANIC The Aeroplane on the **MODEL KIT** lid below is a POLYLONG model and on the bottom of the box it is shown with 3 other of the COMBINED TOYS models: Nos.501, 502, 505, 506 (these are the MECHANIX models too). However METAL MECHANIC can be seen clearly on the edge of the box shown under the lid (from another Ebay item with an identical lid). Thus a positive connection between POLYLONG & METAL MECHANIC, beyond the similarity of many of the parts.

Thanks to John Rix I've been able to examine one of the sets with the OSN 32 No.9 model on the lid, used but complete. It's actually the **Roller Set** (No.7 in OSN 32) and that model (shown below right from the Model Leaflet) is black-spotted on the bottom of the box. Also on the

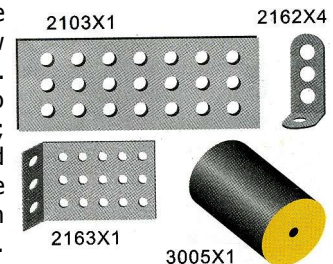


RACING 4 more sets of this name have been seen, but with different style lids to the one in 31/910. They are **No.738** (149 parts) below, **No.737** (133 parts), **No.736** (121 parts), and **No.735** (158 parts). All are similarly sized Racers with some variations in the wings & bodies, and two have smaller Wheels at the front.

SUPER These are 3 sets from the French Ebay, all in the same style boxes (see below), with the same names, MOTO & VELOMOTO, after SUPER, and each allows 2 different models to be made. (My dictionary says moto means motorcycle and velomoto, lightweight motorcycle, but the models seen don't fit those descriptions.) **The set below** has 188 parts; **the second** has 152 parts and the model shown is a small Racer almost identical to No.736 above. **The third's** lid model is another Racer with small Wheels at the front and a flat rear wing. The contents of this set can be seen and the card box in it has CONSTRUCTION 805 on it.

bottom is 'Imported & distributed by Padgett Bros (A to Z) Ltd., Barnsley S75 5QX, UK', and 'Ref. No.6715'. The box is 28¾*24½*4cm and the parts are in a white foam block as in the POLYLONG sets except that all the metal parts are in one large, central recess, and 2 recesses which could take Road Wheels are empty. No doubt the same block is used for the military models that need 6 Wheels. The Set has no long card box, nor is there room for one. The **Model Leaflet** is the same style as the METALLICA one with, as before 'RIG OUT YOURSELF', etc on the front and 58389 under it (it was 58387 for the METALLICA set). The

Set Contents are listed below with notes on points of interest. The new parts are in the photo right (from the Model Sheet); the others are as illustrated and described in OSN 31 and have the same PNs. 1,2,2,1x 3,5,7,9h Strips. 2x 1*3*1h DAS. 1x D/B. 3,4,3x A/B, A/B with both holes slotted, 1*2h A/B. 4x 1*3h A/B with all round holes. 5x Reversed A/B. 2x 2*2h Corner Brackets. 1x 5*5h Flanged Plate. 1x 3*5h Single-Flanged Plate with round holes in the flange. 1x 3*7h Perf. Plate without the wide edges in the photo. 1x 3/1*5h Triangular Plate. 4 Road Wheel Hubs & Tyres. BZP Axles: 1x 65mm; 1x 105mm. 34,5,1x crosshead Bolts 5½,12,30mm u/h; they have small button heads, 7.3-7.4mm Ø & 2mm deep. 43 hex Nuts, 7.0 A/F. All N&B are BZP. 1 Spanner. 1 Screwdriver, the POLYLONG pattern but with a red handle. 2 Axle Stops. 1 'Blob'. 2



METAL MECHANIC Etc: S2

OSN 34/1010

The COMBINED SOLAR SETS

One of these POLYLONG outfits, with 172 parts, was mentioned in 33/973 with a picture of its lid.; It has continued to be sold on German Ebay ever since, and has been joined by a larger set boasting over 530 parts. Both are sold under the name Playtastic, the small one often called 'Karussell-Windmühle' and the other 'Truck'.

The ROUNABOUT/WINDMILL OUTFIT

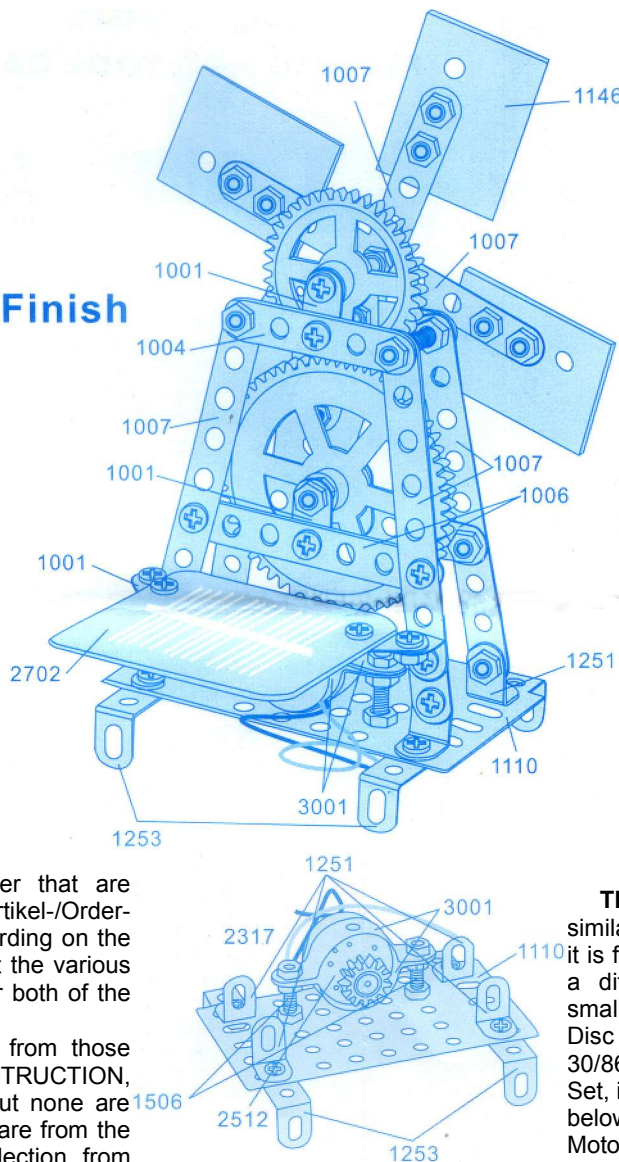
One of the Karussell-Windmühle outfits is now to hand. Its end-opening box is 28*24*4cm & the parts are packed in plastic bags housed in recesses in a white expanded foam slab. The front of the box is as in OSN 33 except that it has 'Playtastic' in small letters in the top right corner instead of the superimposed red star. The back is generally similar but has 2 small white panels, one about age suitability in German & French, and the other, in German, is headed PEARL, and has Pearl's web addresses in Germany, Austria, Switzerland, and France (www.pearl.de; .at; .ch; .fr). Under that are 'Solar-Baukasten 1 | Playtastic | Artikel-/Order-Nr. PE-7412'. All the rest of the wording on the box is in English. In November last the various Pearl branches were selling one or both of the two Sets.

The PARTS The parts, apart from those special to Polylong, look like CONSTRUCTION, and many have the same PN's. But none are identical (though most of my parts are from the 'VEB' era with only a limited selection from Eitech). In the list below those with the most noticeable differences are in red. In all the parts the holes are slightly smaller, typically 4.2mm Ø against 4.3 for CONSTRUCTION (and this also applies to the No.702 set in 30/886). Also the NBW & the Thread Ended Rod are BZP instead of nickel. The Strips & Brackets are made of quite soft steel.

The parts in the Set are as follows. 8,2,2,6x 4,5,7,9h Strips. 6 Flat Brkts. 6 A/B. 4 A/B (2 slotted holes). 4x 2*1h A/B. 5 Rev A/B. 1x 5*9h Plate with 8mm slotted end holes and the 2nd & 8th rows of holes omitted. 1,1x 30,50mm Ø Discs. 1,1,1x 13,38,58t Gears. They are Mod.1, 15,40½, 61mm o.d. & 1.9,4,0,4,0mm bores. The 13t is a push fit on the Motor shaft; the larger ones run on Long Bolts or pushed onto an Axles. 30,4,6,2,3,1x 6,8,12,18,22,30mm Bolts. They have crossheads, 6.1mm Ø for the 6mm & 6.5 for the longer ones, both much smaller than the 8mm of the Eitech crosshead Bolts to hand. 49 Nuts, 2.9mm thick (Eitech's 2.1). 1 Washer. 4 yellow Axle Stops with a round bore (most Eitech ones are square). 4 green Spacers, like the Axle Stops but only 3½mm wide and with a recess in one face. 1x 90mm Thread Ended Axle (my Eitech ones are 95mm long). 1 Solar Panel, 60*60mm with 9 rows of 'cells', not with rows over the whole width as in the illustrations. 1 Motor with a 24mm Ø body, 12mm deep, and with a 2mm Ø shaft. 2 Motor Brackets, #3001, as in the scrap view above. 4 yellow Windmill Sails, like Eitech but with an extra hole between the existing pair. 8 dark blue Seats, like Eitech but with deeper, wider crosswise recesses. 1 Spanner, 1.2mm thick against Eitech's 1.9mm. 1 crosshead Screwdriver, 104mm long o/a, with a 3mm Ø blade and a green, ribbed plastic handle.

The INSTRUCTIONS are a single A3 model sheet with shaded line drawings in blue. It has no set name or indication

Finish



of the maker, just No.556A on one side and No.556B on the other. Each side has a panel showing the parts in the A or B sets, with quantities, & 2 models. The 556A side has those on the lid with, for each, the finished model and 6 scrap views. Many of the parts are labelled with PN's. The scrap views aren't in any particular order & certainly don't constitute step-by-step instructions. The Windmill from the lid & one of the scrap views for it are shown left. I made this model - it required a little thought and any child who made it model unaided could justifiably feel proud of itself. One minor problem - no means was shown or provided to join the bared ends of the flying leads from the Motor & Solar Panel, so they had to be twisted or soldered together. When finished the model ran well with a 100w bulb about 5 cm from the Solar Panel, & after careful adjustment of the Gears 10cm was possible. Strong sunshine is awaited.

The 556B SIDE of the sheet has a similar layout but as indicated above, it is for a different set. The models are a different Round-about, & a very small Big Wheel with the 4-Spoked Disc used in the roller of the model in 30/866, as the sides of the wheel. The Set, if it exists, has the 139 parts listed below, with the same Solar Cell, Motor, and Gears. The 556B parts are: 4,4,2x 4,5,7h Strips. 4 Curved Strips.

4 A/B. 6 A/B (2 slotted holes). 4x 2*1h A/B. 1 Double Brkt. 4 Rev. A/B. 1x 5*5h Flgd Plate. 1x 5*9h Plate. 2x 4-Spoked Wheel Disc. 1,1,1x 13,38,58t Gears. 18,6,2,2,1,4x 6,8,12,18, 22,30mm Bolts. 42 Nuts. 1 Washer. 4 Axle Stops. 4 Spacers. 1 Solar Panel. 1 Motor. 2 Motor Brkts. 8 Seats. Tools as 556A.

The TRUCK SET It has 538 parts and is intended for the 6 models on the lid below: a Helicopter, Lorry, Big Wheel, Tractor, Satellitenanlage (Satellite Tracker?), Fahrradfahrer


(Bicycle Carrier?). The Lorry (below) has the Solar Panel behind the cab with the Motor below it. The drive appears to be a 1-stage reduction to the axle. One wonders if the Panel & Motor are the same as in the smaller sets.



EDITORIAL Apologies if this issue is a little later than usual getting to you, and for any slippages in future Newsletters which may occur. My enthusiasm remains undimmed, but less gets done each day as the years roll on, and I am finding some difficulty in producing an issue every six months. No need to make any decisions at the moment but perhaps one day it may be necessary to increase the interval between issues, or change to OSN appearing irregularly as each issue is completed. I'll give details on the OSN web site if significant delays in future issues are likely to occur.

Shorter NOTES, with thanks to all contributors.

1. On **TECO**, see 34/1027, Jacques Pitrat has the No.IV Ebay set and confirmed that it is very similar in content to a STABIL Nr.51, with a second main card of parts, as below (symmetrical left & right). All the parts on it look like STABIL except that the Pulleys have no face holes. There are 4 of each size of



Flexible Plastic Plates on the small card. The parts are well made except that the gold paint is flaking off the 14 & 28t metal Gears. As might be expected from a STABIL inspired system the holes are 4.2mm Ø at 12.5mm pitch, and the thread is 5/32" BSW. The hex Nuts though are a little larger than STABIL. No Trunnion of any sort was in the Set.

TECO: S3 [35/1036]

2. Jacques also sent a reference to an excellent web site about **MIGNON**: www.mignonbaukasten.de/. It has pictures of all the sets, manual pages, leaflets, etc, as well as a history of the system, and photos of many attractive non-manual models. I hope to include a brief summary of the history at a later date.

MIGNON: S1 [35/1036]

3. Another web site worth mentioning, www.merkur.co.uk. The M8 set (see 21/613 & 27/790) is on sale there and full details of the set are shown, with excellent photos of the trays of parts, and all the pages of the manual including the illustrated set contents.

MERKUR[1]: S4 [35/1036]

4. **Snippet. 'New' System: WIMA.** Below the Ebay photos



of this small German system, said to be incomplete. I'm not sure if the red mark on the boy's sleeve is a tear in the label or a 'blot'. Most of the parts look conventional: 5 & 11h Strips, DAS, Angle & Flat Brackets, a 5*11h Flgd Plate, 2h Ø Pulleys, Axles, small hex Nuts, fillister Bolts, and a Spanner. There are 2 possible 'foreigners'. One, the two circular parts that look like ballraces, even if the Wheels of the Crane on the lid do seem to have some face holes. The other is the 'strip' whose end can be seen poking out aslant from below the end of the top 11h Strip in the photo. It looks to be flat on the bottom of the box and if so its holes are much nearer the edge than in the other Strips. Also 6 & 10h Strips can be seen on the lid but that may be artistic licence.

WIMA: S1 [35/1036]

5. Don Redmond wrote that he has seen **MEKANIX** sets (see 34/1009) in Canada with the name DOLLARAMA (a chain of 'dollar stores') on them and a Montreal postcode H4P 1M2. Also China as the country of origin. The boxes are 16½*11½*2½cm and the inside packaging is similar to that of the OSN 34 sets.

POLYLONG (MEKANIX): S8 [35/1036]

6. Also from Don, after a discussion with Kendrick Bisset. Tinplated Strips & Brackets, instead of nickel parts, may be found in **U.S. MECCANO** sets prior to the Elizabeth Meccano factory opening (and making tinplated parts) in 1922. They

POLYLONG News Polylong now has a web site, www.polylongtoys.com, and the firm is called the Shantou Polylong Industrial & Trading Co. Ltd, of 111 Qingnian Road, Lianxia, Chenghai, Shantou City, Guangdong Province, tel: 0744-5161111. The site has photos of the 41 sets in the current range and they are listed below with, for ease of reference in the future, my codes for their names before the Set Nos., and where possible (in brackets) a reference to the set, or a similar one, in earlier Issues.

COMBINED Solar Sets: Cd555 (34/1029, the 6-model 'Truck' set).

Cd556A,B (A: 33/973, Windmill, Roundabout; B: a similar but different Roundabout & a very small Big Wheel).

Cd558A,B (each has 2 models from Cd555. A: 6-Wheel Truck & Radar Scanner. B: Tractor/Trailer & Cyclist).

COMBINED EXCELLED CE521,2,5,6 (30/887: Trike; Crane; Truck; Tow Truck).

CE801,2 (30/887 Truck towing Gun; the 34/1029 Truck but minus the Solar Cell).

COMBINED RACING CR705,6 (Each for a Racing Car, see later).

COMBINED TOYS CT501,2,5,6 (32/962, as METAL KITS Plane; Helicopter; Racing Car; Lorry).

CT530A (31/910, Biplane).

CT810A-D (34/1009, HYPA multi-model sets: Super Racing; Aero; Furniture; Earth Movers).

CT901 (8-model set, see later).

CONSTRUCTION Cn701,2 (30/886: Roller; Shovel).

Cn711,2 (34/1009: Truck towing Crane; Gantry Crane with Truck under).

Cn722,3,5,6 (30/887 & 34/1009, 4 tracked Earth Movers).

MOTORCYCLE MC805 (30/886, the righthand Cn665 Racing Car).

MC806 (a Trike large Road Wheel Trike, like HAPPYPEOPLE model D, see later).

RACING Rg530C,D (31/910 lid shows 530D; 530C is similar).

Rg735-8 (34/1010 Racing Cars).

SUPER TANK ST750B (34/1009).

TANK Tk530B (31/910).

ST750B, CT810A-D, & CT901 were marked as new products.

By type there are 10 Racing Cars, 10 Cranes & Earth Movers including 4 with tracks, 6 Trucks/Cars/Trikes, 4 2-model sets, 6 multi-model, and 3 Aircraft.

The CONSTRUCTION name is still being used for some sets but none now have Eitech style boxes (see 30/886). The site makes no reference to the numerous other names that some of the outfits are sold under. Nor is there any sign of the models from certain sets, Rig Out Yourself for example (see 32/958 & 34/1011) which look to have many similar parts. For convenience though they will still be included here as Polylong.

Now brief notes on the new sets & new names which I have noticed, usually on Ebay, since the last update in 34/1009. As will appear, some models in sets with 'other names', mostly small ones, have never been seen in any of the 'genuine' Polylong sets.

BG TOYS 2 different sets have been seen from time to time on the French




Ebay over the last 2 years. The models on No.25512 above are CT502 & 505; those on the other are CT501 & 506.

CAMBRIDGE BRAINBOX That's the name of a company (of Akhter House, Perry Road, Harlow, Essex, CM18 7PN; tel: 01279 821222; www.cambridge-brainbox.co.uk) which sell a range of educational/science material for youngsters. 9 'metal' sets are listed, 7 of which are for Polylong models. They are: Combi,



above, with 388 parts for any one of 12 models, though only 8 are shown on the lid, £14.99; **Jeep** (CT506, 93 parts, £2.99); **Road Roller** (Cn701, 226 parts, electric Motor); **Tank** (similar to ST750B, see 34/1009, but with only 6 Wheels on each side, 156 parts); **Earth Shovel** (Cn726, 148 parts); **Excavator** (Cn723, 199 parts); **Earth Loader** (Cn702, 221 parts, electric Motor). All the boxes are in the same style and an alternative model can be made from most of the sets.

The other 2 sets are quite different and probably do not have a Polylong connection. One is for the Walking Robot below, with cams, linkages, a variable ratio gearbox, and a 1x AA Motor. It



costs £3.99 and has largely plastic parts. The other, Solar Racer set (£9.99), makes a simple model, again from red & green plastic parts. It has a flat body with a Solar Cell on top. Underneath the back wheels are driven by a Motor via a variable gearbox.

My thanks to Ivor Ellard for alerting me to this company's products.



COMBINED RACING CR705 below has 282 parts, and is powered by a 2x AA electric Motor. CR706 looks very similar.



COMBINED TOYS Below one, CT511C, 72 parts, of 3 small sets not seen before & not in the current Polylong range. The others are CT511D Fork Lift Truck (75 parts) and CT511B Plane (75 parts). All are in boxes 16½x11½cm. All Set Nos. need confirming.

CT901 is an 8-model set for the models shown on the lid of the CAMBRIDGE Combi outfit.

DIY CONSTRUCTION (A new name from New Zealand). The lid seen is rather like the MECHANIH one in 32/958 with the name along the top and MADE FROM YOUR OWN CREATION down the left side. The featured model is the Plane CT501.

HAPPYPEOPLE That's the name of a store in Bremen and the lids of their 15 current sets (see www.happypeople.de) are only identified by the logo in their top right corners. There are 6 small one



3. **Snippet. A FALCO Set** A little on this Italian ASSEMBLO/ DINKY BUILDER style system was given in 26/758. This Ebay 2-layer set has '1' on the lid below and an animal head logo in



the top left corner. It was said to have been made by a firm called S.A.I.C.E. and to date from the 1940s or 1950s.

Below its partitioned tray with the manual sitting in its own



space. The part at bottom right looks to be flanged with perhaps a centre cutout, and if so I'm not aware of such a part in any other comparable system.

Below, the tray, without the manual, resting on the



partitioned box and presumably the parts shown have been taken out of it. The Rods etc are in/from the blue and red-brown packets.

FALCO [2]: S1

[39/1165]

4. **POLYLONG Etc.** Graham Aldous wrote that he has compared sets which are definitely from Polylong (see 37/1123) with TECH & METAL KITS outfits (see 37/1125), and he thinks that the latter are from a parallel manufacturing system in China. The parts are very similar but there are small differences, for example the Curved Strip has a slightly different shape. Also the TECH metal parts are more smoothly pressed with more uniform plating, and the plastic parts are slightly better moulded. The TECH parts right (and a Flanged Corner Bracket of opposite hand) were not among those in the Polylong outfits. It was also noted that TECH has a different numbering system for its parts (Polylong tend to use Eitech numbers, sometimes changing the first digit from 1 to 2), and that TECH models, though similar to POLYLONG items, differ somewhat and are perhaps rather more attractive and more solidly built.



TECH & METAL KITS boxes have a UK address on them and Graham wondered if the components are imported and packaged here. The larger TECH models are the Dragster shown in OSN 37, a Plane, a Tank, & a Helicopter; the smaller ones are as METAL KITS.

[John Peach and several other readers have sent details of the various 'POLYLONG' sets they have seen or bought, often multi-model outfits which are 'bundles' of single-model sets, not all of which are the same brand. I don't think that it's really sensible to try to record all these piecemeal and so for the moment I am filing them away against the day when an overall picture can be written. Needless to say though, I am grateful for all such comments and especially for details of parts not recorded so far – Ed.]

POLYLONG: S12

[39/1165]

5. **METALLIX** The Metallus range now includes (at the end of the 'Single Components' web page) a selection of TRIX-like parts which are listed under the name METALLIX. They include all the parts that were in the old TRIX Sets A, B, C, D, & G, plus 2 Tyres. New parts are more Strips & A/Gs up to 57h long, longer Bolts (M3.5), and 4 Flexible Plates, material not stated, from 5*5 to 5*26h. They are blue; the other parts yellow, except the Brackets, Hook, Spanners, Worm, and N&B which are shown black. The Gears are light coloured Delrin discs with and without brass bosses. The Bosses are also sold separately in a range of lengths (of the shank that goes through the disc, that is) and no doubt more than one Gear could be mounted on the longer ones. The shanks have flats and they are presumably a push fit in the discs. Also listed a METALLIX set called 1ABCD, but nothing is said of its contents.

Postscript. Revisiting the site a few weeks ago the Flexible Plates are no longer listed but a 12v Motor has been added, a cylindrical motor mounted on a red, TRIX-like flanged base.

METALLIX [2]: S1

[39/1165]

OSN Subscription Rates The price per Issue, including postage, at Printed Paper Rate where available, is £5.50 for UK; £6 by air to Europe & surface anywhere; £6.50 by air outside Europe. **Back Issues** For the zones above : OSN 1: £1/£1.30/£1.50; OSN 2,3: £2.30/£2.70/£2.90 each; OSN 4-27: £3.60/£4.10/£4.50 each; OSN 28 on (in colour): £6/£6.50/£7. (All colour & some B&W issues are on loose sheets.)

Payments Please make cheques etc payable to P.A.Knowles. Remittances must be in Pounds Sterling (GBP) or, as cash, in Euros or US Dollars (at £1=€1.50=\$2). Payments from overseas may also be made using PayPal (in Sterling please).

Small Ads Short ads are free to subscribers; insertion guaranteed in OSN 40 if received by the end of January (but repeats may not always be possible, please ask).

OSN – Your Credit Balance:

was after OSN 38
was after your remittance of

is after this Issue

Please send at least £ if you wish to receive the next Issue.

Snippets. Update: POLYLONG & The Like These notes will be in two parts: the POLYLONG range from their website last July, and a brief look at the other small sets with similar parts which have been seen since the account in 37/1123.

POLYLONG

All the 41 sets listed in 37/1123 continue and 40 more have been added. Of these 21 are marked as 'new' on the website, and are asterisked in the list below. All but one of the 40 additional sets, SUPER TANK, have the COMBINED TOYS name. The site has a photo of each set's lid and the model(s) that can be made from it – no other details are given except that the 81 sets are listed under 4 categories: Metal Legos [!], Metal assembled remote control toys, Metal solar toys, & Electric Legos.

The new **Metal Legos** are:

511A-D. Small 3- & 4-wheel vehicles except the Bicyclist in Fig.1 below.

***512A-D.** More small models including a Land Yacht and a Ski Buggy.

531A-D. More small Buggies.

610A-D. 2 small models – Planes, Buggies, Trucks, etc – are shown for each.

612A, *612B-D. Again 2 small models, as above except that one of the models in 612A is a small Man or Robot.

***750A.** A SUPER TANK set similar to 750B in OSN 37.

***1001A-C.** Models generally similar to those for 1113A-C described later, but not powered.

The new **Electric Legos**: all look to be powered by the Geared Motor Unit used in the OSN 37 sets 701,2,5,6 and as in those sets, are probably controlled

from a Battery Box wired to the model.

***707-9.** 707 is shown in Fig.2 but I'm not sure what it is, and what the parts at the front represent. The other models are Jeep-like, with the same Wheels, and a little longer in size.

780,1, *790,1. 780 is shown in Fig.3; 781 is similar but with a rectangular plastic box on the back; 790 is an articulated version of 781; and 791 is a sort of Fork Lift gripping the top of the same box, but I don't think it can be raised or lowered.

The Solar Sets:

557A,B. 2 model sets: 557A has small Road Sweepers with the Motor driving 'brushes'; and 557B similar but I'm not sure what tool is being driven.

559A,B. Again 2 model sets. 559A (Fig.4) looks to use the same Motor as the 557 sets but where are the Solar Panels? 559B has 2 small Helicopters but again no sign of the Panels.

The **Remote Control Sets.** All the pictures show the green Controller as in Fig.5 but it isn't stated how it works.

***1112A,B.** These look very similar to the 701 & 706 models respectively, see OSN 37.

***1113A,B,C.** The 1113A model is shown in Fig.5; the others are similar, a Saloon & a 2-seater Car.



No.511A

FIG.1



No.559A

FIG.4



707

FIG.2



NO.1113A

FIG.5



No.780

FIG.3



FIG.6

THE OTHERS

Quite a few new brands have been seen since OSN 37, plus some new sets from previously known ones, and also sets which consist of several small sets bundled together, not always of the same brand. And no doubt there are many examples of all these not yet seen. To try to record full details is no longer thought practical and so what follows lists only the brands with comments mainly if a set breaks new ground in terms of models or parts. Any general references to models are to ones already noted in earlier Issues, and systems described before are asterisked.

CONSTRUCTION PLAY SET. A blue box with 386 parts and 8 small to large models on the lid.

CONSTRUCTION SET STEEL. A set called 'Into the Galaxy' with models in the style of those for the Metagalaxy outfit in 34/1011.

COSTRUZIONI IN METALLO. From Italy, see Fig.6.

DIY. One set from New Zealand has DIY preceded by 'intelligent', and another by 'METAL', with the name of the model after the DIY.

DIY CONSTRUCTION*. Sets, again from New Zealand (see 37/1123) but with plainer style lids without the MADE FROM YOUR OWN CREATION. One set has 538 parts & 6 of the larger models on the lid.

HAPPYPEOPLE*. The models in the set at Fig.7 are made from painted POLYLONG-type parts. A 3-model set from the same firm has similar parts but METALLBAUKASTEN across the top (see 37/1124). Another set for a Jeep, with normal parts, claims to have sound and has 'Vrooom' coming out of the bonnet. A similar set for a 2-Seater Car has a Friction Motor.



Snippets. 'POLYLONG' News The genuine POLYLONG website wouldn't open when I tried it several times over a period of days recently.

In the two columns to the right are typical lids showing the 'POLYLONG' names which have appeared since the last round-up in 41/1256, or have not been noted before. Another 13 to be added to the 41 already recorded.

One is called STINLESS [sic] STEEL, and in two of the others (BRICKS & ERECT-IT SET) 'Stainless Steel' appears near the system name. I wonder if this means that the metal parts are made of stainless steel. It often doesn't have quite the same 'quality' look as nickel but is probably cheaper these days.

The only innovations in the models are in the range from HappyPeople. The two larger models mentioned in 43/1294 are still in their range, and others include the HAPPY METAL set in the column to the right for a model with sound effects, and several of about the same size fitted with a Friction Motor.

Their new sets which caught my eye are one to make the 6 models in Fig.3. They are about 8cm long and look to contain many new parts. A small model from another set is shown in Fig.1. The Cab Side has been seen in other models, the Crane in OSN 43 for instance, but not the load platform, a Flanged Plate possibly with unusual piercing in the flanges. Finally the Fig.2 F2 Car with several special plastic parts for added realism.



BRAINS ASSEMBLED.



BRICKS.



BUILT-UP TOYS. The parts include plastic figures.



CONSTRUCTION SET.



ERECT-IT SET.



HAPPY METAL, a name now used on HAPPYPEOPLE sets.



INTELLECTUAL METAL TOYS.



METAL DIY MODEL followed by the model's name.



METAL ELEMENT.



METALLBAUKASTEN in tiny letters followed by the model's name



METALL-BAUSET.



METAL SHOP.



STAINLESS STEEL.

POLYLONG & 'POLYLONG' – What's New?

POLYLONG As a year ago (44/1346) the Polylong website is no longer opening and although various Chinese outlets show one or two sets, many are marked 'not available' or 'discontinued'. So probably the company is defunct.

'POLYLONG' 10 new brand names have been spotted since OSN 44, as follows, with, in brackets, the countries in which the brand was seen.

- **AMUSED** (Poland).
 - **BUILD IT** (UK).
 - **COMBINED BLOCK** (Germany).
 - **DIY ALLOY SERIES** (New Zealand).
 - **MAGICAL MODEL** (UK, Australia, Argentina).
 - **MASTER** (Holland)
- The featured model was said to have a remotely controlled electric Motor.
- **MECH TECH** (UK).
 - **METAL** (Germany)
 - **METAL CONSTRUCTION SET** (New Zealand).
 - **TRONICO** (Germany)
- More on this one on the next page.

A representative photo of a box lid is shown right in alphabetical order for each (except TRONICO) but usually several different sets have been seen. It is noticeable that more of the models include coloured metal parts.

NEW MODELS Below and bottom right 3 of the new models that caught my eye. The Eiffel Tower is a BUILT-UP Toys set and has 314 parts (or in some ads 341). The model is said to be 50cm high at 1:400 scale, and the parts to be 95% alloy metal. They include a Screwdriver & a Spanner. With that number of parts perhaps many of them are Panels which bolt together, rather than individual Strips.

The 375 part Eagle below is another BUILT-UP outfit. There are other sets for an Elephant, and 2 Dinosaurs, but the plastic parts in those models look a trifle clumsy.

The box for the solar powered Wind Turbine (Fig.4) has not been



FIG.1



FIG.1

FIG.2




FIG.3



seen but the set is said to be from the German RCEE company, a name seen on the METALLBAUKASTEN/METAL KIT set in 41/1256. It has 557 parts and notice the square holes in them, as in another RCEE set noted in 42/1266. The pylon is

FIG.4



about 47cm high. I can't be sure but I don't think the turbine drives a pump or anything.