

## Snippets – New Systems: MECHANIK, METAL MECHANIC, MECHANIH, & RIG OUT ONESELF


Last autumn produced a fine crop of smallish sets, mostly being sold from the UK & Germany. Their parts look like CONSTRUCTION/ POLYLONG plus a number of new plastic pieces, but the models are different. The sets have one, or in one case two, of names above, and many of the models appear in more than one of them, or in METALLICA (see 31/933). 'Made in China' can be seen on some of the boxes but there's no indication of the maker in the photos available.



First, left, **MECHANIK**, which actually dates back to late 2003. From the only words that can be read on the lid, METALLO E PLASTICA, it seems to be Italian. The small model at the bottom looks like METALLICA.

### METAL MECHANIC

Below part of the bottom of one box showing the models from one



range of 9 single-model sets. - I'll number them 1-9 clockwise from top left. Nos.5, & 7-9 are the main & the small models on the MECHANIK lid, and Nos.3 & 8 are the METALLICA pair. The only box tops seen are generally similar to the lid with the Armoured Car (henceforth Lid A) below, but has model 5 as the main picture. Perhaps all the lids were the same & the model that could be



made from a set was indicated on the base by the black circle in one of the small white panels by the models.

The other series of 4 sets is mostly about military models. The contents of the Lid A outfit can be seen in



one photo – a block of white foam with 10 recesses housing 2 lots of parts, 6 Wheels, & 2(?) red-handled Screwdrivers. One of 2 models could be made from this set, though which two isn't clear from the lid. Again this could perhaps be gleaned from the underside of the box. Another Ebay item showed 4 pairs of models, including the example left. They are apparently from the

bottom of one, or perhaps four, sets. The pairs of models are (with my names) the Lorry & the Tank already shown; the Lid A Tank, & a 4-Wheel Vehicle; a tracked Rocket Launcher with 6 plastic Rockets, & the Lid A Armoured Car; another 4-Wheel Vehicle, & a 10-(small) Wheeled Missile Vehicle - a rudimentary lorry with a fat plastic missile, some 10cm long, on the back. The lids for these sets aren't shown but it's possible that Lid A is used for all of them. However some of the lids from the MECHANIH / RIG OUT ONESELF sets described next have single models from this military range on them, and all 8 are on the one illustrated below.

**MECHANIH/RIG OUT ONESELF** 4 lids named thus have been seen, and the one below, which dates from mid-2003 shows all 8 of the MODEL MECHANIC 'military' series models. The others are in the same style but with some differences: they have



only one model, an Item No. in the bottom right corner, & the number of parts top right. One, No.58586 with 186 parts (also from 2003), shows the Tank from the middle of the right column above. The others have Item Nos. that also start with 585 but the last 2 digits are unclear. Their models are the Rocket Launcher (215 parts) & the Armoured Car (167 parts).

**RIG OUT ONESELF** Again 4 lids, but with just this name (& 'Intelligent TOYS' in a small panel) on them. One is shown below and is said to have 171 parts; another, No.58186 with 121 parts, is in the same style but with a Forklift Truck model, & 'FORKLIFT' down the left side. The main changes in layout for the other two are an 8 language panel on the left instead of the model name, just 'MOBILE MACHINERY SHOP CATERA / UP TO THE MINUTE Design' along the bottom, and the model name after the system name at the top. For No.58386, 123 parts, the name is WIT MODEL BUCKET SHOVEL TRUCK, & the model is the METALLICA Shovel Loader. And for No.58388, 153 parts, it is WIT MODEL BULLDOZER, and the model looks almost identical except that it has a Blade instead of a Shovel Bucket at the front.





**POLYLONG Update** Quite a number of different sets have been seen since those mentioned in 30/866-7, 31/910, & 32/962 (METAL KITS); in many cases they have been sold under different brand names. Most of the models though are already known or are small variations on them. One innovation is sets with enough parts to make 2, or 5 different models, presumably one at a time. Virtually all the new sets have only been seen on Ebay, and very often without a Set No. or any other means of positively identifying them, other than a photo of the lid with the featured model(s). And thus it is difficult to refer to them without resorting to a picture of each lid, especially when one finds, for example, half a dozen small Racing Cars that differ only in small details. For this reason a complete account of all the sets & models will not be attempted at this stage, just a list of the known brands and sets, with a photo of a typical lid in most cases, and any points of interest arising. Some sets do not have the POLYLONG logo or boy on them but are included because their models are those of known POLYLONG outfits. In the absence of any official designation for some sets, I've invented names and they are in inverted commas.

Photos of **the 'innards'** of several of the sets have been seen and all show the parts in recesses in blocks of white plastic foam. The Wheels and sometimes other large plastic parts push into individual recesses, as do the Screwdriver (always the type with the fat, green handle, as in the RACING 738 set on the next page); and a long, thin box, probably cardboard, with CONSTRUCTION XXX (the set number) on it, no matter what the Set's brand. The rest of the parts are in clear plastic bags in two or more recesses.

**CONSTRUCTION No.672** below has slightly unusual models. **No.680** has a Helicopter on the lid, and **No.682** a simple Rocket Launcher Lorry with the thin plastic Wheels. Both have similar style lids to No.672. **No.712** (330 parts) at bottom left has the usual cab parts in the Lorry but the 'Blimp' on the Crane is a piece not known before. **No.711** (278 parts) is in a box, 13\*17", with a lid in the same style as the 712. The model is a Lorry of the 712 type towing a Crane on a chassis of about the same length as the Lorry, and with the same type of Wheels. It has the Blimp on its Hook. **No.726**

(153 parts) is the 'Another set' of 30/887.

4 **multi-model sets** have been seen with **HYPA** in smallish letters before CONSTRUCTION. Their lids are all in the same general style but in different colours and one, **Super Racing**, is shown top centre below. The second is for 5 'Earth Movers' with 3 like COMBINED EXCELLED Nos.522, 525 & 526, and two tracked models from the CONSTRUCTION Sets 722-726. The third is an 'Aero' set (209 parts), again for 5 models: COMBINED TOYS 501 & 502, and CONSTRUCTION 663 (both models) & 680. Fourthly, a 'Furniture' set with 218 parts and models as in the COMBINED TOYS set below. There seems to be 4 groups of furniture: a bedroom suite including a red-framed mirror; 4 chairs around a table (its top is the Circular frame used as wheels in the 672 set models); a settee & 2 armchairs around a coffee table; and a desk (with a red 'computer' on it) plus chair and bookcase. The blue Seat parts are actually orange in the box, and there doesn't look to be enough parts to make more than one group of furniture at a time.

**COMBINED** The 2 sets with this name both include a Solar Cell and are described elsewhere in this Issue.

**COMBINED EXCELLED** The one addition is **No.802**, with 171 parts to make an Articulated Tanker Lorry using the special cab parts and with a green plastic moulding on the load platform to represent the tank.

**COMBINED TOYS** 3 more sets have been seen, all quite different to the one in OSN 30, and to each other. The first, below, is the 'Furniture' set (218 parts); it was on Spanish Ebay and is the equivalent of the HYPA CONSTRUCTION set mentioned above. The second is an 'Aero' set (209 parts) with the same style of lid, & with the same 5 models as the HYPA outfit. The third, **Super Tank**, with the lid bottom centre below, and a different Tank on the underside of the box.

**MEKANIX** 4 sets with this name were spotted on the U.S. & Canadian Ebays, and their models are those of COMBINED TOYS 501, 502, 505, & 506. The '506' lid is shown below.

**METALL Baukasten** The lid below is from the one set known with this name. The model is identical to that of CONSTRUCTION No.711 and the Set has the same number of parts, 278.

**MOTORCYCLE** This has a similarly styled lid to the SUPER described later but the wording is in English and, despite the





same 2 model claim, there is only one name, MOTORCYCLE, at the top. Unlike SUPER the POLYLONG logo can be seen on it. The lid model is identical to the one on the SUPER '805' set.

**NUTS+BOLTS** 17 of these sets have been seen, and one is shown below. All the lids are similar and though none have the POLYLONG logo (and the 'boy' is different) all the models on the lids are known from other POLYLONG sets. The 'Solar' set below is the equivalent of the larger COMBINED Solar outfit. 3 of the others are called **Flying Machines, Racing Cars, & Construction Vehicles**, and they are the equivalents of the appropriate HYPA CONSTRUCTION 5-model sets. **Another outfit** builds the CONSTRUCTION 711 model, and **all the others** are for a known small model, nearly all of which are in the 5-model sets. Some of the lids have '4 different Models to Collect' on them, and others say 'Many Models to Collect'. Some of these outfits have names and most of them have one of the letters A, B, C or D on the lid.




POLYLONG: S6

OSN 34/1010

**More METAL MECHANIC Type Sets** Previous relevant articles are about METALLICA in 31/933, and other METAL MECHANIC type sets in 32/958. To start with, **two corrections** to OSN 32. The main & small models on the MECHANIK lid are the METAL MECHANIC models 9, & 4,5,7 respectively; and No.9 is the main model usually seen on the METAL MECHANIC (as on MECHANIK).

**METAL MECHANIC** The Aeroplane on the **MODEL KIT** lid below is a POLYLONG model and on the bottom of the box it is shown with 3 other of the COMBINED TOYS models: Nos.501, 502, 505, 506 (these are the MECHANIX models too). However METAL MECHANIC can be seen clearly on the edge of the box shown under the lid (from another Ebay item with an identical lid). Thus a positive connection between POLYLONG & METAL MECHANIC, beyond the similarity of many of the parts.

Thanks to John Rix I've been able to examine one of the sets with the OSN 32 No.9 model on the lid, used but complete. It's actually the **Roller Set** (No.7 in OSN 32) and that model (shown below right from the Model Leaflet) is black-spotted on the bottom of the box. Also on the

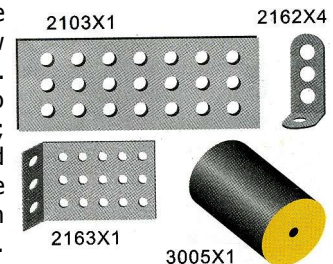


**RACING** 4 more sets of this name have been seen, but with different style lids to the one in 31/910. They are **No.738** (149 parts) below, **No.737** (133 parts), **No.736** (121 parts), and **No.735** (158 parts). All are similarly sized Racers with some variations in the wings & bodies, and two have smaller Wheels at the front.

**SUPER** These are 3 sets from the French Ebay, all in the same style boxes (see below), with the same names, MOTO & VELOMOTO, after SUPER, and each allows 2 different models to be made. (My dictionary says moto means motorcycle and velomoto, lightweight motorcycle, but the models seen don't fit those descriptions.) **The set below** has 188 parts; **the second** has 152 parts and the model shown is a small Racer almost identical to No.736 above. **The third's** lid model is another Racer with small Wheels at the front and a flat rear wing. The contents of this set can be seen and the card box in it has CONSTRUCTION 805 on it.

bottom is 'Imported & distributed by Padgett Bros (A to Z) Ltd., Barnsley S75 5QX, UK', and 'Ref. No.6715'. The box is 28¾\*24½\*4cm and the parts are in a white foam block as in the POLYLONG sets except that all the metal parts are in one large, central recess, and 2 recesses which could take Road Wheels are empty. No doubt the same block is used for the military models that need 6 Wheels. The Set has no long card box, nor is there room for one. The **Model Leaflet** is the same style as the METALLICA one with, as before 'RIG OUT YOURSELF', etc on the front and 58389 under it (it was 58387 for the METALLICA set). The

**Set Contents** are listed below with notes on points of interest. The new parts are in the photo right (from the Model Sheet); the others are as illustrated and described in OSN 31 and have the same PNs. 1,2,2,1x 3,5,7,9h Strips. 2x 1\*3\*1h DAS. 1x D/B. 3,4,3x A/B, A/B with both holes slotted, 1\*2h A/B. 4x 1\*3h A/B with all round holes. 5x Reversed A/B. 2x 2\*2h Corner Brackets. 1x 5\*5h Flanged Plate. 1x 3\*5h Single-Flanged Plate with round holes in the flange. 1x 3\*7h Perf. Plate without the wide edges in the photo. 1x 3/1\*5h Triangular Plate. 4 Road Wheel Hubs & Tyres. BZP Axles: 1x 65mm; 1x 105mm. 34,5,1x crosshead Bolts 5½,12, 30mm u/h; they have small button heads, 7.3-7.4mm Ø & 2mm deep. 43 hex Nuts, 7.0 A/F. All N&B are BZP. 1 Spanner. 1 Screwdriver, the POLYLONG pattern but with a red handle. 2 Axle Stops. 1 'Blob'. 2



METAL MECHANIC Etc: S2

OSN 34/1010



normal size Seats, #2570. 1 Steering Wheel. 4 Plastic Plates, #2146. 1x Roller, 62mm long & 39mm Ø; the yellow end discs push into the rebated ends of the black cylinder.

**SERIES/RIG OUT ONESELF** 3 Ebay sets have been seen with SERIES as the main name on the lids, followed by either METAGALAXY or IRON-VEHICLE. RIG OUT ONESELF also appears but sometimes in small letters. • The **METAGALAXY** outfit below came from the Australian Ebay and features the METAL MECHANIC 'No.2' model - its name, OUTER SPACE AUTOMATON, can be seen along the left side in dull white letters. The set was said to be 'Kit 1' and to have 208 parts plus 2 tools. • The first **IRON-VEHICLE** set was being sold from Spain, and has '58987' on the lid below. The details given were that the box is 44\*34\*12cm, and that the set contains 283 parts and a Motor. I think that's the first set from this

stable to have one and it seems to be



remotely controlled by the Unit in the hands bottom left. I don't recognise any of the 5 models shown from other sets and the small, yellow model at top right looks to have special mouldings as wings. • The **other IRON-VEHICLE set**, from Italy this time, has a lid in the same style but the RIG OUT ONESELF is in tiny letters. The photo is poor and the set number is too blurred to be read, but the number of parts is given as 349 and as the remote Controller is shown, the Set would also contain a Motor. As on the 58987 the lid has a main model, the slightly ethereal looking Helicopter right, and 4 small ones. The latter comprise another Aeroplane & 3 Vehicles, one with the yellow Wings already noted.



**MECHANIH/RIG PUT ONESELF** 4 of the sets with the military models on the lid have been seen. • The set with the 9-model lid shown in OSN 32 has 186 parts, so probably only enough to make the large centre model. • The Lorry at bottom centre on the OSN 32 lid is No.58583 with 147 parts - it is labelled Camion, so a French set. • The Rocket Launcher set is Item No.58589. • The Tank bottom right in OSN 32 is No.58585 with 181 parts and is called Two Tank Artillery, probably because its turret carries 2 barrels side by side.

OSN 34/1011

METAL MECHANIC Etc: S3


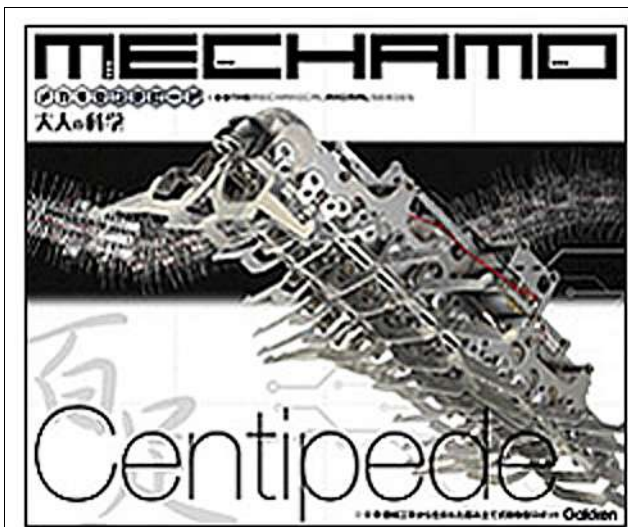
**Snippet – New System: MECHAMO** A little on 6 Japanese MECHANIMALS models was given in 4/66 and three sets have since been seen on Ebay, one labelled Centipede; one SpaceMechanimals Martian Frog; the one



below for an Inchworm, a Spider, & a Snake; and one that probably has the same contents but with a different lid labelled MECHANIMAL 3. For anyone new to these models, they don't look particularly like the animals in question, but their movements are uncannily realistic. The various models have few if any common parts.

Last year three sets from the same maker, Gakken, were introduced under the name MECHAMO. They are to make an Inchworm, a Centipede, and a Crab, all creatures of the MECHANIMALS genre. The first two appear to be considerably revised versions of the earlier models and all three now have infrared remote control, with 6x AA batteries needed. Apart from the featured model, the lids are all similar in style to the Centipede one top right. The photos on them show a somewhat dramatic view of the models, as can be seen from the actual Centipede right.

An Ebay search for Mechamo showed a number new sets being sold from North American at prices of between \$75 & \$110. There was also an outfit at \$240 which claimed to have



enough parts to make all the models, presumably at the same time.

OSN 34/1011

MECHAMO: S1



**POLYLONG News** Polylong now has a web site, [www.polylongtoys.com](http://www.polylongtoys.com), and the firm is called the Shantou Polylong Industrial & Trading Co. Ltd, of 111 Qingnian Road, Lianxia, Chenghai, Shantou City, Guangdong Province, tel: 0744-5161111. The site has photos of the 41 sets in the current range and they are listed below with, for ease of reference in the future, my codes for their names before the Set Nos., and where possible (in brackets) a reference to the set, or a similar one, in earlier Issues.

**COMBINED Solar Sets:** Cd555 (34/1029, the 6-model 'Truck' set).

Cd556A,B (A: 33/973, Windmill, Roundabout; B: a similar but different Roundabout & a very small Big Wheel).

Cd558A,B (each has 2 models from Cd555. A: 6-Wheel Truck & Radar Scanner. B: Tractor/Trailer & Cyclist).

**COMBINED EXCELLED** CE521,2,5,6 (30/887: Trike; Crane; Truck; Tow Truck).

CE801,2 (30/887 Truck towing Gun; the 34/1029 Truck but minus the Solar Cell).

**COMBINED RACING** CR705,6 (Each for a Racing Car, see later).

**COMBINED TOYS** CT501,2,5,6 (32/962, as METAL KITS Plane; Helicopter; Racing Car; Lorry).

CT530A (31/910, Biplane).

CT810A-D (34/1009, HYPA multi-model sets: Super Racing; Aero; Furniture; Earth Movers).

CT901 (8-model set, see later).

**CONSTRUCTION** Cn701,2 (30/886: Roller; Shovel).

Cn711,2 (34/1009: Truck towing Crane; Gantry Crane with Truck under).

Cn722,3,5,6 (30/887 & 34/1009, 4 tracked Earth Movers).

**MOTORCYCLE** MC805 (30/886, the righthand Cn665 Racing Car).

MC806 (a Trike large Road Wheel Trike, like HAPPYPEOPLE model D, see later).

**RACING** Rg530C,D (31/910 lid shows 530D; 530C is similar).

Rg735-8 (34/1010 Racing Cars).

**SUPER TANK** ST750B (34/1009).

**TANK** Tk530B (31/910).

ST750B, CT810A-D, & CT901 were marked as new products.

By type there are 10 Racing Cars, 10 Cranes & Earth Movers including 4 with tracks, 6 Trucks/Cars/Trikes, 4 2-model sets, 6 multi-model, and 3 Aircraft.

The CONSTRUCTION name is still being used for some sets but none now have Eitech style boxes (see 30/886). The site makes no reference to the numerous other names that some of the outfits are sold under. Nor is there any sign of the models from certain sets, Rig Out Yourself for example (see 32/958 & 34/1011) which look to have many similar parts. For convenience though they will still be included here as Polylong.

Now brief notes on the new sets & new names which I have noticed, usually on Ebay, since the last update in 34/1009. As will appear, some models in sets with 'other names', mostly small ones, have never been seen in any of the 'genuine' Polylong sets.

**BG TOYS** 2 different sets have been seen from time to time on the French




Ebay over the last 2 years. The models on No.25512 above are CT502 & 505; those on the other are CT501 & 506.

**CAMBRIDGE BRAINBOX** That's the name of a company (of Akhter House, Perry Road, Harlow, Essex, CM18 7PN; tel: 01279 821222; [www.cambridge-brainbox.co.uk](http://www.cambridge-brainbox.co.uk)) which sell a range of educational/science material for youngsters. 9 'metal' sets are listed, 7 of which are for Polylong models. They are: Combi,



above, with 388 parts for any one of 12 models, though only 8 are shown on the lid, £14.99; **Jeep** (CT506, 93 parts, £2.99); **Road Roller** (Cn701, 226 parts, electric Motor); **Tank** (similar to ST750B, see 34/1009, but with only 6 Wheels on each side, 156 parts); **Earth Shovel** (Cn726, 148 parts); **Excavator** (Cn723, 199 parts); **Earth Loader** (Cn702, 221 parts, electric Motor). All the boxes are in the same style and an alternative model can be made from most of the sets.

**The other 2 sets** are quite different and probably do not have a Polylong connection. One is for the Walking Robot below, with cams, linkages, a variable ratio gearbox, and a 1x AA Motor. It



costs £3.99 and has largely plastic parts. The other, Solar Racer set (£9.99), makes a simple model, again from red & green plastic parts. It has a flat body with a Solar Cell on top. Underneath the back wheels are driven by a Motor via a variable gearbox.

My thanks to Ivor Ellard for alerting me to this company's products.



**COMBINED RACING** CR705 below has 282 parts, and is powered by a 2x AA electric Motor. CR706 looks very similar.



**COMBINED TOYS** Below one, CT511C, 72 parts, of 3 small sets not seen before & not in the current Polylong range. The others are CT511D Fork Lift Truck (75 parts) and CT511B Plane (75 parts). All are in boxes 16½x11½cm. All Set Nos. need confirming.


CT901 is an 8-model set for the models shown on the lid of the CAMBRIDGE Combi outfit.

**DIY CONSTRUCTION** (A new name from New Zealand). The lid seen is rather like the MECHANIH one in 32/958 with the name along the top and MADE FROM YOUR OWN CREATION down the left side. The featured model is the Plane CT501.

**HAPPYPEOPLE** That's the name of a store in Bremen and the lids of their 15 current sets (see [www.happypeople.de](http://www.happypeople.de)) are only identified by the logo in their top right corners. There are 6 small one







model outfits (CT501,502,506, CT511B, C,D); 4 sets for 2 small models each, of the type on the lid in the last column; and 5 for the models above. 'A' may be a CT901 model, 'C' is CE802, & 'D' possibly MC806, but I can't place the other two.

Earlier sets had similar lids but with METALL Baukasten at the top as in the METALL Baukasten set in 34/1009, and also a similar boy, but on the left side. Another set was the same except that the name was in an oblong box

**HYPÄ** One more set has appeared, the equivalent of CT901.

**KUSTOM METAL** Another new name and the 5 sets seen, all on Ebay UK,



match CT506, Cn722, Cn723, Cn725, & Cn726 (above) They are said to have over 80, 160, 190, 130, & 140 parts.

**MECHANIC'S** A new name with 2 series of sets in similar style boxes. The lid below is from one type, 29\*24\*4cm,



and the 9 models available are shown on the underside with a black dot against the model actually in the box. They are the 9 for METAL MECHANIC in 32/958. The other series has 4 sets for models

CT501,502,505,506, with the Racing Car 505 on the lids.

All the lids have Aglow Toys in their top righthand corners and on the underside is 'IMPORTE PAR AGLOW FRANCE, ZI DU FURTS, 57730 FOLSCHVILLER (FRANCE)'. (Most of the text on the box is in French, German, & English.) The photos of the tops seen also have rows of 'KS Discount' overprinted on them faintly in white.

**METAL CONSTRUCTION** The lid below, featuring the Rg530D model, is



from a set that was being sold from China (the yellow wing in the bottom left corner is from an actual model standing in front of the box). Most of the text is in Chinese but there is 'N0.MET-600' on the back. Also there, a small photo of the featured model and 9 other simple ones which can probably be made with the parts in the set.

**METAL CONSTRUCTION KIT** Their lids are identical to those of HAPPY-PEOPLE except that the logo is replaced by METAL CONSTRUCTION KIT along the top, and METALLBAUKASTEN in small letters along the bottom. The sets seen are for models CT501,502,506, and CT511B,C,D.

**METAL KITS** (see 32/962). 3 new types of lid have been seen. One is shown below and the 4 models in the



series are on the box's underside. John Peach kindly sent details of 2 of these sets. One is for the model on the lid (generally like Cn723) and the other is a fairly similar tracked Shovel Dozer. They are made in China and have 'Kandy Toys, EX5 1DR' (an Exeter address) on them. With each was an A5 model leaflet marked 273D & 273B respectively. One side has the illustrated set contents and the other the instructions with 4 or 5 steps. Parts I'd not seen before are a 7h Flat Trunnion and a 5\*7h Perforated

Plate but with the 2nd & 6th 5-hole rows unpierced.

The second type is generally similar in style but each of the two examples seen features one of the models on the OSN 32/962 lid (CT501 & 506).

Of the blurry models on the third, below (possibly the back of a box), the



Plane & Racing Car can be made from the set. Some of the models look familiar but none can be positively identified.

**METALL Baukasten** see 34/1009. 2 other sets are for models Tk530B & CT505.

**MODEL KITS** One set has parts for 2 of the 32/962 models in one box.

**MODEL MECHANICS** The box, 17\*



12\*31½cm, above, was seen on the UK Ebay recently, and also a larger 251 part set to make any 1 of 3 models - a Road Roller, a Dozer, and (probably) a Shovel.

**SERIES IRON-VEHICLE** What seemed to be the top & underside of a box was shown in one Ebay item. The top was identical to the one in 34/1011, but the underside was completely different. It had CONSTRUCTION along the top in the style of the Cn702 set in 30/886, and underneath a man & a boy looking at a range of models, the main ones being the 2 models shown for the 702 in OSN 30. Such boxes, if genuine, could obviously cause confusion, and this instance is not the first time that different names etc on the box tops & bottoms has been a possibility.

**SUPER INTELLECT RACING** (if I've deciphered the rather fanciful lettering correctly). Another new name with 4 sets, 273A, B, C, & D (180, 228, 218, 213 parts) to make the models on the box overleaf. It may be the underside because one Ebay item also showed what looks to be a top. It has the same name but just a large photo of 'C' model. 'Made in China' can also be seen, and





some text in 8 languages. The 273B & D models are the same as two of those already described for METAL KITS, and the latter had those numbers on their model leaflets.


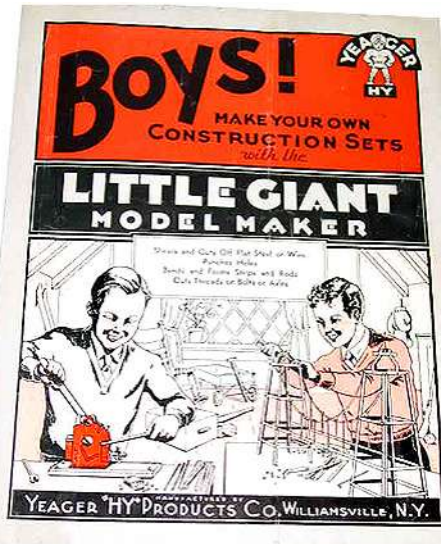
**TECH** 4 sets were seen on the UK Ebay late last year. The model on the lid right is new to me; those on the other sets, a Quad Bike, a Helicopter, and a Tank, look very similar but not identical to three of the models from the CT901 outfit.



OSN 37/1125

POLYLONG: S11

**Snippet. LITTLE GIANT Models** A little on this American 'DIY' system was given in 36/1070 but at the time no models had been seen. Below the front & inside of a flyer or model leaflet: it is probably just a single sheet folded over.



OSN 37/1125

LITTLE GIANT: S2

**Snippet. 'New' System: TECNICAVIA L.P.** Two Ebay lots of this system have been seen, both with blue and silver parts that look identical to those of Phase 1 AVIADYP (see 35/1052). The first has a fairly deep box with the lid right; it has Boîte 'A' under the name & 'c'est un jouet Sofic Sapem' at the bottom. It is recalled that 'S.O.F.I.C.' was blanked out on the Phase 1 No.2 set lid in OSN 35. 'L.P.' is on the hangar & also follows the name on the manual cover far right. Possibly they are the initials of Louis Petit who signed some of the AVIADYP artwork, and he invented the system and/or was the principal of the company who made it (compare STANDARD L.R., see 21/590).

The parts in the lot included Floats, a Wing Centre Skin (AVIADYP #24), & more Wing parts than would be needed for a parasol wing model, but not enough for a Biplane. Thus the Set A may be the equivalent an AVIADYP No.2 but with some parts missing (or less likely Nos.1+1A with a few parts from another set). Also shown in the Lot, two brownish backing cards in the same general style as those used in Phase 3 AVIADYP with the outlines of the parts drawn on them. However only the PN's of the parts are shown, not their names, & though they can't be read clearly they don't look to be the same as AVIADYP. Other difference are: a) in some cases the drawings of the parts differ very slightly from their AVIADYP counterparts; b) a few of the No.2 parts are not shown, notably the smallest Fuselage Frame #37 & the Wing Full-span Spars #32; c) the layout of the other parts is not the same as the No.2; d) several major parts are shown as if assembled or packed one on top of the other, the Floats, & the

Fuselage Skins #9 & 10, for example; and e) no holes can be seen in the cards for cord or clips to hold the parts in place.

As can be seen the manual is also for Set A. But what of the model



on the manual cover? There were no twin-fuselage models in

AVIADYP Phase 1 and even allowing for some artistic licence the centre wing & fuselage don't look possible with Phase 1 parts. Nor with later parts for that matter. Was there a Set B with extra parts?

The second Ebay lot has no box or cards but is otherwise similar to the first. It consisted of a near complete Low Wing Monoplane that looks identical to Phase 1 AVIADYP, the same Set A manual, and some parts not used in the model, including Floats, parts for another Wing, & an assembled Centre Wing.

On balance it seems most likely that TECNICAVIA preceded AVIADYP and perhaps the change was made to take advantage of the popularity of Bébé DYP.

OSN 37/1125

TECNICAVIA: S1



3. **Snippet. A FALCO Set** A little on this Italian ASSEMBLO/ DINKY BUILDER style system was given in 26/758. This Ebay 2-layer set has '1' on the lid below and an animal head logo in



the top left corner. It was said to have been made by a firm called S.A.I.C.E. and to date from the 1940s or 1950s.

Below its partitioned tray with the manual sitting in its own



space. The part at bottom right looks to be flanged with perhaps a centre cutout, and if so I'm not aware of such a part in any other comparable system.

Below, the tray, without the manual, resting on the



partitioned box and presumably the parts shown have been taken out of it. The Rods etc are in/from the blue and red-brown packets.

**FALCO [2]: S1**

[39/1165]

4. **POLYLONG Etc.** Graham Aldous wrote that he has compared sets which are definitely from Polylong (see 37/1123) with TECH & METAL KITS outfits (see 37/1125), and he thinks that the latter are from a parallel manufacturing system in China. The parts are very similar but there are small differences, for example the Curved Strip has a slightly different shape. Also the TECH metal parts are more smoothly pressed with more uniform plating, and the plastic parts are slightly better moulded. The TECH parts right (and a Flanged Corner Bracket of opposite hand) were not among those in the Polylong outfits. It was also noted that TECH has a different numbering system for its parts (Polylong tend to use Eitech numbers, sometimes changing the first digit from 1 to 2), and that TECH models, though similar to POLYLONG items, differ somewhat and are perhaps rather more attractive and more solidly built.



TECH & METAL KITS boxes have a UK address on them and Graham wondered if the components are imported and packaged here. The larger TECH models are the Dragster shown in OSN 37, a Plane, a Tank, & a Helicopter; the smaller ones are as METAL KITS.

[John Peach and several other readers have sent details of the various 'POLYLONG' sets they have seen or bought, often multi-model outfits which are 'bundles' of single-model sets, not all of which are the same brand. I don't think that it's really sensible to try to record all these piecemeal and so for the moment I am filing them away against the day when an overall picture can be written. Needless to say though, I am grateful for all such comments and especially for details of parts not recorded so far – Ed.]

**POLYLONG: S12**

[39/1165]

5. **METALLIX** The Metallus range now includes (at the end of the 'Single Components' web page) a selection of TRIX-like parts which are listed under the name METALLIX. They include all the parts that were in the old TRIX Sets A, B, C, D, & G, plus 2 Tyres. New parts are more Strips & A/Gs up to 57h long, longer Bolts (M3.5), and 4 Flexible Plates, material not stated, from 5\*5 to 5\*26h. They are blue; the other parts yellow, except the Brackets, Hook, Spanners, Worm, and N&B which are shown black. The Gears are light coloured Delrin discs with and without brass bosses. The Bosses are also sold separately in a range of lengths (of the shank that goes through the disc, that is) and no doubt more than one Gear could be mounted on the longer ones. The shanks have flats and they are presumably a push fit in the discs. Also listed a METALLIX set called 1ABCD, but nothing is said of its contents.

Postscript. Revisiting the site a few weeks ago the Flexible Plates are no longer listed but a 12v Motor has been added, a cylindrical motor mounted on a red, TRIX-like flanged base.

**METALLIX [2]: S1**

[39/1165]

**OSN Subscription Rates** The price per Issue, including postage, at Printed Paper Rate where available, is £5.50 for UK; £6 by air to Europe & surface anywhere; £6.50 by air outside Europe. **Back Issues** For the zones above : OSN 1: £1/£1.30/£1.50; OSN 2,3: £2.30/£2.70/£2.90 each; OSN 4-27: £3.60/£4.10/£4.50 each; OSN 28 on (in colour): £6/£6.50/£7. (All colour & some B&W issues are on loose sheets.) **Payments** Please make cheques etc payable to P.A.Knowles. Remittances must be in Pounds Sterling (GBP) or, as cash, in Euros or US Dollars (at £1=€1.50=\$2). Payments from overseas may also be made using PayPal (in Sterling please). **Small Ads** Short ads are free to subscribers; insertion guaranteed in OSN 40 if received by the end of January (but repeats may not always be possible, please ask).

**OSN – Your Credit Balance:**

was	after OSN 38
was	after your remittance of
is	after this Issue
Please send at least £ if you wish to receive the next Issue.	



**Snippets. Update: POLYLONG & The Like** These notes will be in two parts: the POLYLONG range from their website last July, and a brief look at the other small sets with similar parts which have been seen since the account in 37/1123.

## POLYLONG

All the 41 sets listed in 37/1123 continue and 40 more have been added. Of these 21 are marked as 'new' on the website, and are asterisked in the list below. All but one of the 40 additional sets, SUPER TANK, have the COMBINED TOYS name. The site has a photo of each set's lid and the model(s) that can be made from it – no other details are given except that the 81 sets are listed under 4 categories: Metal Legos [!], Metal assembled remote control toys, Metal solar toys, & Electric Legos.

The new **Metal Legos** are:

**511A-D.** Small 3- & 4-wheel vehicles except the Bicyclist in Fig.1 below.

**\*512A-D.** More small models including a Land Yacht and a Ski Buggy.

**531A-D.** More small Buggies.

**610A-D.** 2 small models – Planes, Buggies, Trucks, etc – are shown for each.

**612A, \*612B-D.** Again 2 small models, as above except that one of the models in 612A is a small Man or Robot.

**\*750A.** A SUPER TANK set similar to 750B in OSN 37.

**\*1001A-C.** Models generally similar to those for 1113A-C described later, but not powered.

The new **Electric Legos**: all look to be powered by the Geared Motor Unit used in the OSN 37 sets 701,2,5,6 and as in those sets, are probably controlled

from a Battery Box wired to the model.

**\*707-9.** 707 is shown in Fig.2 but I'm not sure what it is, and what the parts at the front represent. The other models are Jeep-like, with the same Wheels, and a little longer in size.

**780,1, \*790,1.** 780 is shown in Fig.3; 781 is similar but with a rectangular plastic box on the back; 790 is an articulated version of 781; and 791 is a sort of Fork Lift gripping the top of the same box, but I don't think it can be raised or lowered.

### The Solar Sets:

**557A,B.** 2 model sets: 557A has small Road Sweepers with the Motor driving 'brushes'; and 557B similar but I'm not sure what tool is being driven.

**559A,B.** Again 2 model sets. 559A (Fig.4) looks to use the same Motor as the 557 sets but where are the Solar Panels? 559B has 2 small Helicopters but again no sign of the Panels.

The **Remote Control Sets.** All the pictures show the green Controller as in Fig.5 but it isn't stated how it works.

**\*1112A,B.** These look very similar to the 701 & 706 models respectively, see OSN 37.

**\*1113A,B,C.** The 1113A model is shown in Fig.5; the others are similar, a Saloon & a 2-seater Car.



No.511A

FIG.1



No.559A

FIG.4



707

FIG.2



NO.1113A

FIG.5



No.780

FIG.3



FIG.6

## THE OTHERS

Quite a few new brands have been seen since OSN 37, plus some new sets from previously known ones, and also sets which consist of several small sets bundled together, not always of the same brand. And no doubt there are many examples of all these not yet seen. To try to record full details is no longer thought practical and so what follows lists only the brands with comments mainly if a set breaks new ground in terms of models or parts. Any general references to models are to ones already noted in earlier Issues, and systems described before are asterisked.

**CONSTRUCTION PLAY SET.** A blue box with 386 parts and 8 small to large models on the lid.

**CONSTRUCTION SET STEEL.** A set called 'Into the Galaxy' with models in the style of those for the Metagalaxy outfit in 34/1011.

**COSTRUZIONI IN METALLO.** From Italy, see Fig.6.

**DIY.** One set from New Zealand has DIY preceded by 'intelligent', and another by 'METAL', with the name of the model after the DIY.

**DIY CONSTRUCTION\*.** Sets, again from New Zealand (see 37/1123) but with plainer style lids without the MADE FROM YOUR OWN CREATION. One set has 538 parts & 6 of the larger models on the lid.

**HAPPYPEOPLE\*.** The models in the set at Fig.7 are made from painted POLYLONG-type parts. A 3-model set from the same firm has similar parts but METALLBAUKASTEN across the top (see 37/1124). Another set for a Jeep, with normal parts, claims to have sound and has 'Vrooom' coming out of the bonnet. A similar set for a 2-Seater Car has a Friction Motor.



**IRON VEHICLE\***. Small model sets seen on New Zealand & Argentinian Ebay which may be in the style of the second type of IRON VEHICLE set in 34/1011.

**JOE-MO**. Fig.8 shows a set with 95 parts seen on German Ebay.

**MENTALITY TOYS**. Small model sets, with the name sometimes prominent and sometimes not. The model is usually named as well but sometimes as just 'Engineering'.

**METALL BAUKASTEN**. Small & medium size models identified only by the logo of a German store called Habermann & Eichler – a red chilli pepper with 'hot.stock' to its right.



FIG.7



FIG.8



FIG.9



FIG.10



FIG.11



FIG.12

POLYLONG: S14

OSN 41/1256

## More MODEL BRIDGE / BRIDGE BUILDER Type

**Parts?** Sets with these parts – nickelled Strips and chemically blackened Flanged Plates – date from 1913-1914 and were described in 5/84 & 6/115. In both sets the parts were pierced with only the holes needed to make a simple Bridge model. Other sets for a Signal and a Crane were also advertised. A label stuck on the lid of the BRIDGE BUILDER set indicated a Meccano connection, and all the parts looked generally similar to MECCANO with holes spaced at multiples of 1/2". Over the years 3 more of this type of part have come to hand and recently some other possibilities were offered on Ebay.

Fig.1 shows the 3 parts to hand. The 1 1/2\*4" Flanged Plate has the same overall dimensions as the one in OSN 6 but a different pattern of holes. Of the 2 1/2" Strips, the ends of the 2-hole one match those of the earlier Strips; those of the 3-hole are fully rounded and the part is stamped FABRIQUE EN ANGLETERRE | MECCANO (Fig.1a). So, a French connection? But I seem to recall

Fig.2 that the FABRIQUE EN ANGLETERRE stamp was not used until after WW1.

The Ebay parts were said to have been found in a pre-WW1 German MECCANO set. They are shown in Fig.2 with one of the MECCANO parts, a Windmill Sail, for reference. Scaling from it the Flanged Plate is 3 1/4" square; the Strips are 3 1/2 & 7" long; and the SAS is 5 1/2\*1 1/2". The only use I can think of for the Flanged Plate with just the one, centre hole, is as the base of a Crane.




Fig.1



Fig.1a

MODEL BRIDGE / BRIDGE BUILDER: S1

OSN 41/1256



**Snippet. 'New' System: S S S** Elsewhere in this Issue are details of two 'new' Dutch systems from Jan Ringnalda, and also thanks to him, the photos here of a third, taken from a Dutch Ebay-style website called Marktplaats. It was said to be made in The Netherlands and to date from the 1950s.




**FIG.1**

The box is blue and the label above covers slightly more than half the lid in width & depth. It shows that 'S S S' are the initials of Sterk – Stabiel – Solide, meaning: Strong – Stable – Solid, and that it is a Set No.2 (DOOS 2 along the bottom). The manual cover (Fig.3) indicates that there were also Sets 1 & 3.

Fig.2 is the centre & left end of the open box; the right end matches the left. The parts look to be aluminium and this bears out the 'Rust free' wording on the top left corner of the lid (the right corner has 'toxic free'). With some exceptions the parts look like TRIX, though there is no indication of their size, and the contents don't match any combination of TRIX Units.

The Non-TRIX parts are the Pulley with a tapped boss, the 15h long Flanged Plate, the 12h Wheel Disc, the Spanner, and the double-sided Hook (between the A/Bs). Also the Axle & Crank Handle which may be smooth between screwed ends but the photo is not good enough to be sure.

Footnote. The unusual Hook reminded of one among my 'Misc Hooks', and it proved to look identical to the S S S part in the box. Its holes match the TRIX hole pitch (7.8mm) but are slightly smaller, 3.4mm Ø against 3.6. It may



**FIG.2**



**FIG.3**

not be genuine of course but I don't recall another TRIX-like system with a similar Hook.

**S S S: S1**

**OSN 42/1266**

### **Some Unusual 'POLYLONG' Parts**

'POLYLONG' in inverted commas is the name now used for all the current small sets which have parts that look like POLYLONG but which seem not to have originated from the Polylong company. Most of the parts in both systems look very similar to CONSTRUCTION but some of the 'POLYLONG' sets can hold a few surprises.

First, the German Happy People set




**FIG.1**

below left, #37811, has normal looking parts but they have a hole pitch of 11mm. As far as is known the pitch of the parts in the other H P sets is the normal 10.0mm. It is also possible that the JOE-MO set shown in Fig.8 of 41/1256 has 11mm parts.

The second anomaly is that most of the holes in one RCEE outfit (#392 20 in <http://www.rcee.de/> but 392 30 has also been reported) are square. Fig.9 of OSN 41 has a photo of the lid of this set (it was called METALLBAUKASTEN/METAL SET there). RCEE can be seen in the lid's top right corner and is a German store which sells a range of small sets. It is believed that only the 392 20/30 has square-hole parts but apparently there is no guarantee that future examples of the set will have these parts, or that they will not appear in other RCEE sets. Right, some typical square-hole parts from a 392 20/30 set, and it can be seen that

while most holes are square (4.2\*4.2mm) the end slots in the Plate have rounded ends. Also the A/Bs in at least some examples of this set have round holes.

My thanks to Jürgen Kahlfeldt (via Thomas Morzinck) and to Jan Ringnalda for the above.



**FIG.2**

**POLYLONG: S15**

**OSN 42/1266**



8. **Another Russian CONSTRUCTOR Set** Urs Flammer wrote that he has a set with the same packaging as the one described in 41/1251 but that its parts & manual show marked differences. He bought it in Yalta in 1999 and it was made by the Kharkov Bearing Factory, Kharkov, Ukraine.

The chief difference in the parts is that the main ones are a mix of steel & aluminium, with for example the 5\*5h Flanged Plate in steel but the 3\*3h in aluminium. Minor differences include large holes in the A/B.

The manual is poorly printed in B&W on poor quality paper and has 24 pages plus covers. It has the same cover as the one shown in Fig.8 of 41/1253 except that it is in B&W. It is almost certain that the contents are the same too, with 20 models from МОТОЦИКЛ (Motorcycle) to KATEP (the Ship in Fig.9 in OSN 41), and the same Illustrated Parts/Set Contents page.

Anomalies in the Set are that 31 models are still claimed on the box but the contents as given in the Manual are for a smaller set based on the same parts (the same contents as the black plastic box set in 41/1253).

For reference these Contents are as follows (a '?' indicates difficulty in reading the original), and apart from the quantities of N&B they are the same as those given for the smaller set in the KONSTRUKTOR [3] manual described in 22/648 (many of the models are the same too – it will be recalled from OSN 41 that CONSTRUCTOR is thought to have followed KONSTRUKTOR [3]). **Strips:** 8,4,4,6,8,8,5,5?,4 of 18,14,10,9,7,5,4,3,2h. **DAS:** 12,2,2 of 1\*5\*1, 1\*2\*1, 2\*3\*2h. **Brackets:** 10 A/B; 3 of 2h high D/B; 1 Reversed A/B; 2 Double Bent Strip; 2 of 2\*2h Corner Bracket. **A/Gs:** 4,4,2 of 18,9,5h. **Trunnion:** 2. **Flanged Plates:** 4,2 of 5\*5, 3\*3h. **Perf. Plates:** 2,2,4,4 of 2\*18, 2\*8, 3\*9, 3\*5h. **Pulleys:** 5? with boss; 1 small, no boss. **Tyre:** 4. **Pulley Disc:** 4. **Disc,** 5h Ø: 2. **Collar:** 4. **Axles:** 2,2 of 75,110mm. **Crank Handle:** 1. **Screwed Rods:** 3,1,2 of 30,60,75mm. **Hook:** 1. **Cord:** 2m. **Paper Clip:** 13?. **Bolt,** M4: 70? **Nut:** 80. **Set Screw,** M3: ? **Tools:** 1 each, Screwdriver & Spanner.

The OSN 41 outfit was bought from the German Ebay and so could have been an export version of Urs' somewhat 'mixed-up' example. Perhaps the steel parts were old stock from an earlier product and likewise the manual. The OSN 41 set is really a rather smart, well produced article, but it cost rather more than the 4 dollars Urs paid for his set in Yalta.

#### CONSTRUCTOR [5] S4


[43/1294]

#### 9. 'POLYLONG' Grows Up a Little The Bremen firm Happy

People continues to list a variety of small sets to make typical small 'Polylong' models (see 37/1123) but now also includes sets for the slightly more ambitious models shown here. The 1/20-scale R/C SUV is made from 151



#37827





#37817

parts and has the usual steering & forward/reverse functions. The Crane set has 454 parts with hoisting by a 3v (2x AA batteries) Motor. It has manual slewing but no luffing. It's good to see the Curved Strips in the base but no sign of the 'Polylong' range including A/Gs or long Strips.

#### POLYLONG S16

[43/1294]

10. **Snippet. 'New' System: METALIN** All that is known of this system are the Ebay photos below of the manual. It was said to have 24 pages, 26.5\*19cm. The 'C' under METALIN on the model page might be the set size. The METALLBAUKASTEN on the cover suggests that it is German but the model names are in Spanish and the item was being sold from Chile. Despite the Spanish names the models do have a German connection because the illustrations are identical to those in a 1952 MÄRKLIN manual (the Lorry was also in 1949 edition but as a mirror image). Not all the parts in the box look like MÄRKLIN, the 4h wide Flanged Plate for instance, but that could be artistic licence.



4 possibilities to explain the above come to mind. The system was: • an export version of an as yet unknown German system with models copied from MÄRKLIN, and to keep costs down the manual cover was left unchanged. • an entirely local product, again with copied MÄRKLIN models, and parts with (hopefully) enough resemblance to MÄRKLIN to make the models credible. Why METALLBAUKASTEN on the cover? Perhaps to add an aura of German quality to the product. • a local MÄRKLIN copy sold under licence from Märklin – unlikely but import restrictions, if there were any, could be a factor. • a Märklin export product, but most unlikely given the generally poor presentation, including the manual models without the Parts List in the German manual.

#### METALIN: S1

[43/1294]

11. **Snippet. Another ARWILL Set** This example looks virtually identical to the outfit described in 41/1230 except for the colours of the parts. Those that were black are now blue (including the Spanner) except that the black Screwdriver is red. The Bolts are as 29/856 and the Nuts are hexagonal with a dull finish. The only other differences are that the box lid is red, and the backing card is fawn with no printing on it. The models are in the same Leaflet as in the OSN 41 outfit. So that's the third ARWILL colour scheme – the red/green parts were shown in OSN 29.

#### ARWILL S4

[43/1294]





**Snippets. 'POLYLONG' News** The genuine POLYLONG website wouldn't open when I tried it several times over a period of days recently.

In the two columns to the right are typical lids showing the 'POLYLONG' names which have appeared since the last round-up in 41/1256, or have not been noted before. Another 13 to be added to the 41 already recorded.

One is called STINLESS [sic] STEEL, and in two of the others (BRICKS & ERECT-IT SET) 'Stainless Steel' appears near the system name. I wonder if this means that the metal parts are made of stainless steel. It often doesn't have quite the same 'quality' look as nickel but is probably cheaper these days.

The only innovations in the models are in the range from HappyPeople. The two larger models mentioned in 43/1294 are still in their range, and others include the HAPPY METAL set in the column to the right for a model with sound effects, and several of about the same size fitted with a Friction Motor.

Their new sets which caught my eye are one to make the 6 models in Fig.3. They are about 8cm long and look to contain many new parts. A small model from another set is shown in Fig.1. The Cab Side has been seen in other models, the Crane in OSN 43 for instance, but not the load platform, a Flanged Plate possibly with unusual piercing in the flanges. Finally the Fig.2 F2 Car with several special plastic parts for added realism.



BRAINS ASSEMBLED.



BRICKS.



BUILT-UP TOYS. The parts include plastic figures.



CONSTRUCTION SET.



ERECT-IT SET.



HAPPY METAL, a name now used on HAPPYPEOPLE sets.



INTELLECTUAL METAL TOYS.



METAL DIY MODEL followed by the model's name.



METAL ELEMENT.



METALLBAUKASTEN in tiny letters followed by the model's name



METALL-BAUSET.



METAL SHOP.



STAINLESS STEEL.



## POLYLONG & 'POLYLONG' – What's New?

**POLYLONG** As a year ago (44/1346) the Polylong website is no longer opening and although various Chinese outlets show one or two sets, many are marked 'not available' or 'discontinued'. So probably the company is defunct.

**'POLYLONG'** 10 new brand names have been spotted since OSN 44, as follows, with, in brackets, the countries in which the brand was seen.

- **AMUSED** (Poland).
  - **BUILD IT** (UK).
  - **COMBINED BLOCK** (Germany).
  - **DIY ALLOY SERIES** (New Zealand).
  - **MAGICAL MODEL** (UK, Australia, Argentina).
  - **MASTER** (Holland)
- The featured model was said to have a remotely controlled electric Motor.
- **MECH TECH** (UK).
  - **METAL** (Germany)
  - **METAL CONSTRUCTION SET** (New Zealand).
  - **TRONICO** (Germany)
- More on this one on the next page.

A representative photo of a box lid is shown right in alphabetical order for each (except TRONICO) but usually several different sets have been seen. It is noticeable that more of the models include coloured metal parts.

**NEW MODELS** Below and bottom right 3 of the new models that caught my eye. The Eiffel Tower is a BUILT-UP Toys set and has 314 parts (or in some ads 341). The model is said to be 50cm high at 1:400 scale, and the parts to be 95% alloy metal. They include a Screwdriver & a Spanner. With that number of parts perhaps many of them are Panels which bolt together, rather than individual Strips.

The 375 part Eagle below is another BUILT-UP outfit. There are other sets for an Elephant, and 2 Dinosaurs, but the plastic parts in those models look a trifle clumsy.

The box for the solar powered Wind Turbine (Fig.4) has not been



FIG.1



FIG.1

FIG.2



FIG.3



seen but the set is said to be from the German RCEE company, a name seen on the METALLBAUKASTEN/METAL KIT set in 41/1256. It has 557 parts and notice the square holes in them, as in another RCEE set noted in 42/1266. The pylon is




FIG.4

about 47cm high. I can't be sure but I don't think the turbine drives a pump or anything.



**Snippets. 'POLYLONG' Update.** Some 42 new, or reused earlier names, have been seen since the last count in 2012 (46/1395). They are listed below with, at the end of each, in brackets, the name of the country in which it was seen. Figs.1a-i & 2a-i are thumbnails of some of the box lids, and a link to each is given in brackets immediately after the name in question. As before many of the models are simple, but there are some more interesting ones, a few R/C models for example, and some contain new &/or coloured parts. Animal, fish, & insect models are also less rare. The models mentioned are those on the lids of the sets seen, but each brand will often of course have other sets with quite different models.

- **ASSEMBLY TOYS** (Fig.1a). The name is in tiny letters under 'TANK'. Notice the Formed Disc above the turret. (NZ) • **BUILDER CENTER** (1b). The green Wheels have not been seen elsewhere. (US) • **CONSTRUCTION [ii]** (1c). Several slightly unusual models. The Plane has 3\*4h Curved Plates. (SP) • **CONSTRUCTION SET [ii]** (1d). Not even a brave try? (UK). • **DIE-CAST**. Conventional small models. (IT)
- **DIY METAL CONSTRUCTION MODEL KIT** (1e). Some unPolylong-like parts. (UK) • **DIY MODEL** (1f). Notice the Wheels, the 11h Obtuse-Angled Perforated Plate, & at least 3 Shaped Flexible Plates. (UK) • **ENGINS DES MER** (1g). A solar set to make either a Hovercraft, a Floatplane, or a Helicopter with floats. (FR)
- **HEMA**. Lid has brand name in tiny letters in top left corner; its model is identical to the COMBINED TOYS Car in 41/1255, Fig.2. (Holland) • **INTELLIGENCE**. Small, very simple models, said to be MECCANO/ERECTOR compatible. (US)
- **INTELLIGENT DIY MODEL** (1h). Models range from simple upwards. (FR,GE)
- **MALY MECHANIK** (1i). The models include some of the new parts. (UK but, from the name, Polish in origin). • **MECHANIK [ii]**. The lid has a 4-wheel Buggy with a plastic doll Driver. (Belgium) • **MECTEC**. Mostly conventional looking models but a Motorcycle has 3-Spoked Wheels & smallish Formed Plates. (FR,GE,UK)
- **METAL [ii]** (2a). A R/C model with the name Jamara on the Controller. (GE)
- **METAL BLOCK**. Conventional Inspection Lorry with a few painted parts. (US)
- **METAL BRICK [i]** (2b). (UK) • **METAL BRICK [ii]** (2c). (OZ) • **METAL BRICKS** (2d). (UK but made in Russia) • **METAL CONSTRUCT-IT**. Conventional models. (US) • **METAL CONSTRUCTION KIT**. Lids show very small, simple models, and a small Robot. (UK) • **METALIX**. Lid subtitled DIY MODEL KITS & shows a small Jeep. (UK) • **METALL-BAUKASTEN** (2e). From Playtastic. A R/C model. Note the 11h Curved Strip. (GE) • **METAL MACHINES**. Lid shows 5 small aero models. (UK).
- **METAL MECH**. Lid has a small Robot entitled Android. (UK) • **METAL MEKANIC**. Small, simple models. (UK) • **METAL MODEL/MÉTAL MODÈLE**. Small, simple

models but they include 3 sizes of Tri-  
angular Plates, 3\*2,3,4h. (US) • **METAL MODELS**. Lid has a rather nice Lobster.

(UK) • **METAL TECH**. A range of models with a few new parts. (UK,US) • **MINI MECHANIC**. Each set has some coloured parts for a small model packed in a light blue tin. (UK) • **RATCH-IT-UP**. Range of small & larger conventional models. (US)
- **SMART INTELLIGENT**. Lid has small Digger Truck. (US) • **SOLARION**. Lid has 2 small solar powered aero models. (US)
- **SOLAR POWERED CONSTRUCTION KIT**. Polylong COMBINED models of Lorry & Radar Dish. (UK) • **SPACE FUN** (2f). Strange model, said to be metal & plastic, with interlocking DINKY BUILDER-style Plates. (US) • **STAINLESS STEEL**. Not the earlier STINLESS STEEL. Model is a small F1 Racing Car. (UK) • **STEEL MECHANIX [i]** (2g). US sets were for the Skyscraper, made using mainly different size Plates; UK ones are for a small, simple model. (UK,US) • **STEEL MECHANIX [ii]** (2h). 3 other less original 4-wheel models. (UK) • **TOY BRICKS**. Small simple models. (NZ)
- **WIT YARE** (2i). Various lids have been seen, some with more conventional models and 'vs' in tiny letters between WIT & YARE. Another lid has the model name, with WIT YARE in tiny letters. (GE)
- **WONDER KIDS**. Small wheeled models. Jean-Pierre Guibert wrote that 3 sets made in China were imported in 2013. The holes in most parts have 12.7mm pitch but 2 are at 10mm. The latter are accommodated by slotted holes in some parts.



c


f

i

Fig.1



a



d



g



Fig.3



**SOME 'POLYLONG' MODELS** Above a suitably malevolent looking Scorpion from NUTS & BOLTS. Fig.4 is a Digger, with, seemingly, 4 pneumatically powered, hand-pumped movements. The glitzy Roundabout right is another MAGICAL MODEL, said to have lights & music. Also 'wind up & watch' it, though what then are the yellow & red parts alongside it? The Dump Truck in Fig.6 was identified only by JAMARA, a name mentioned earlier in connection with a METAL model.

Fig.5



Fig.4



Fig.6





THIS NEWSLETTER IS SUPPLIED ON THE UNDERSTANDING THAT IT IS FOR THE PERSONAL USE OF THE RECIPIENT FOR RESEARCH PURPOSES ONLY

**EDITORIAL** I had hoped to send this Issue out early in December but it wasn't to be. It may in fact be ready before Xmas, but given the vagaries of the post at this time of year I plan to send it out early in the New Year. So, belated Xmas & New Year greetings.

To current PDF subscribers, a little Xmas present. In future all Issues will be free; newcomers will pay a joining fee which will cover the then current & all future Issues.

## Shorter NOTES, with thanks to all contributors.

1. **More 'POLYLONG'.** W. & C. Fluck sent the web addresses of two Chinese companies which produce a large range of 'Polylong' sets. Examples of them under various brand names, have been mentioned in the past, but without any indication of the huge range of sets available

One is Wei Cheng Toys (wctoys) of Gugangdong Chenghai, whose website is <http://www.wctoys.cn/Default.aspx?menuId=5>. 60 sets are shown, most branded DIY MODEL, but with some older brands: INTELLIGENT DIY (including 2 that look like simple articulated lorries & are labelled 'Music Wire control car'); MECHANIH; SERIES. The DIY MODEL sets are mostly of the Racing Car or Robot type, smallish models which use a wider range of parts than earlier sets & often have a sleeker appearance. The only large models are a 40cm high office building, & the Dockside Crane reviewed in 44/1350 under the NUTS & BOLTS name.

The second site is the West Plastic Toy Co. Ltd., established in 1999, and also at Guangdong. Its website is <https://westtoy.en.alibaba.com/> and hunting through it I found 144 sets. None were branded but a banner on the home page included 'BUILT-UP TOYS'. The models were mainly some hand guns, many small vehicles (a good proportion of which were early 'POLYLONG' products), numerous slightly larger vehicles & aircraft, and a huge selection of those skeletal animals, insects & fishes, with moulded plastic heads etc. Again new parts were used in many of the later models. The only large model (listed under a different category) was the Eiffel Tower shown at Fig.2 in 46/1395. In passing, I acquired one of these recently and amazingly its 40 nickelled steel Panels (joined with Angle & Flat Brackets) fitted together perfectly.

W. & C. also pointed out that the top right set in Fig.1 of 46/1395 is a MECCANO outfit. Sorry Meccano!

**POLYLONG: S21**

[52/1580]

## 2. Encyclopédie des Jeux de Construction Métalliques

Jean-Pierre has now produced a new 2016 edition of his Encyclopédie with all of the features described in 49/1484 plus revised entries where new material has become available, and with many other systems, new & old, added. Nearly 1000 systems in all. Highly recommended. It is offered on French Ebay from time to time, along with other of his MECCANO-related publications. Otherwise contact J-P at [jean-pierre1g@orange.fr](mailto:jean-pierre1g@orange.fr).

**Encyclopédie des Jeux de Construction Métalliques** [52/1580]

3. **New 'POLYLONG' Brand: METAL WORX.** Jan Ringnalda wrote that he had seen a METAL WORX Motorcycle set in which all the parts had 10mm pitch holes, but also the set for



the Car above in which some of the parts had holes at 10mm pitch holes, but it was 12.7mm in others. The metal parts were a mix of the two pitches but of the plastic parts only the 5h Strip had 10mm pitch, all the others were 12.7mm.

**POLYLONG: S22**

[52/1580]

4. **An Italian Enthusiast's Website.** [www.constructiontoys.it/](http://www.constructiontoys.it/) is Francesco La Camera's English language website entitled My Construction Toys Collection (a lifetime passion!). It lists 74 systems with varying amounts of detail for each under one or more of the headings: Outfits; Models; Motors; Documents; etc. The Documents section is especially valuable because manuals etc are often shown in full as pdf files. And in some cases a system's history is given too. Also on the site, Forum & Gallery pages are available to registered users. Well worth a visit.

**WEBSITES: S1**

[52/1580]

**OSN Subscription Rates, Printed Version** The price per Issue, including postage is £6.50 for UK; £8 by air to Europe & surface anywhere; £9 by air outside Europe.

**Back Issues** For the zones above : OSN 1: £1.50/£4/£5; OSN 2,3: £3.50/£5.50/£6.50 each; OSN 4-27: £5/£7/£8.50 each; OSN 28 on: £7/£8.50/£9.50. (All colour & some B&W issues are on loose double-sided sheets.) Postage at cost on multiple orders.

**OSN by PDF** The current Issue of OSN is also available as PDF files sent to subscribers as email attachments as pages become available. Their content is identical to the printed version. A £10 subscription covers the current & any later Issues.

**Payments** Please make cheques etc payable to P.A.Knowles. Remittances must be in Pounds Sterling (GBP) or, as cash in Euros or US Dollars (£1=€1.25=\$1.50).

Payments from overseas may also be made using PayPal (in Sterling please).

**Small Ads** Short ads are free to subscribers (but repeats may not always be possible, please ask). Ads are sent by email to PDF subscribers.

**SUBS: OSN Printed Version**  
**Your Credit Balance:**

was £ after OSN 50

was £ after your remittance of £

is £ after this Issue

Please send at least £ if you wish to receive the next Issue.

**SUBS: OSN PDF Subscribers:**  
See panel left.