Snippets. 'New' Italian System: TECNOMECCANO

Shown here the Ebay photos of this Rod & Clamp system. It

Fig.1

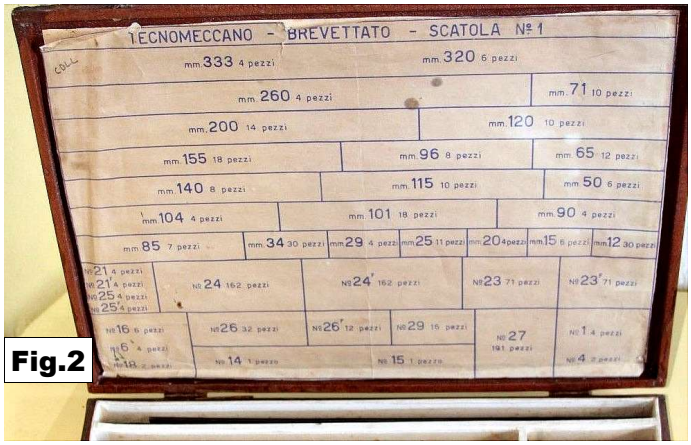

Fig.2

was said to be a Set 1, with a 37*26cm box, and made by Molgora of Milano. By the look of the lid it may have had a label once.

The layout of the parts is shown on the underside of the lid (Fig.2) and most can be seen in the box right.

Fig.3

The Rods There are 22 lengths: 333, 320,260,200,155,140,120,115,104,101,96, 90,85,71,65,50,34,29,25,20,15,12mm.

The Clamps. From the PNs they seem to come in 5 pairs with for each, one with a tapped (the PN has a superscript 'F', for threaded) and the other with a plain hole. 5 types can be seen and are represented left with a line for a Rod and a full stop for a Bolt hole. However there may be one other pair. The quantities given for the 5 pairs of PNs include 4 each for 2 of them. One, the Type (a) in Fig.4, is credible but there look to be more than 4 pairs for the Types (b)-(e), and in that case what is the other '4 off each' pair?

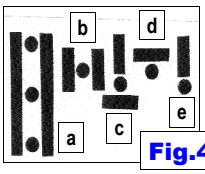

Fig.4

The Wheels. 5 different types can be seen in the bottom end compartments. At the left end 2 sizes of 'aluminium' Pulleys which scale very roughly at 3½ & 5cm Ø. At the right end (Fig.5) a Tyred Pulley about 3cm Ø over the Tyre, a flanged Railway Wheel 2¼cm Ø, and a Pulley of 2½cm Ø. If all are genuine they could correspond to the 5 PNs shown for these 2 compartments on the lid.

Fig.5

Other Parts Just the cheeseheaded Bolts which hold the Clamps together, a few longer ones, and the Formed Rods in Fig.5.

The Models The models on 2 pages of the manual (Fig.6) are a Scooter, Weighing Scales, a Tricycle Delivery Cart, an Aeroplane Hanger, & a House. Questions come to mind – for instance how are the Trike's front wheels retained on their axles, but the photo is too blurry to see.

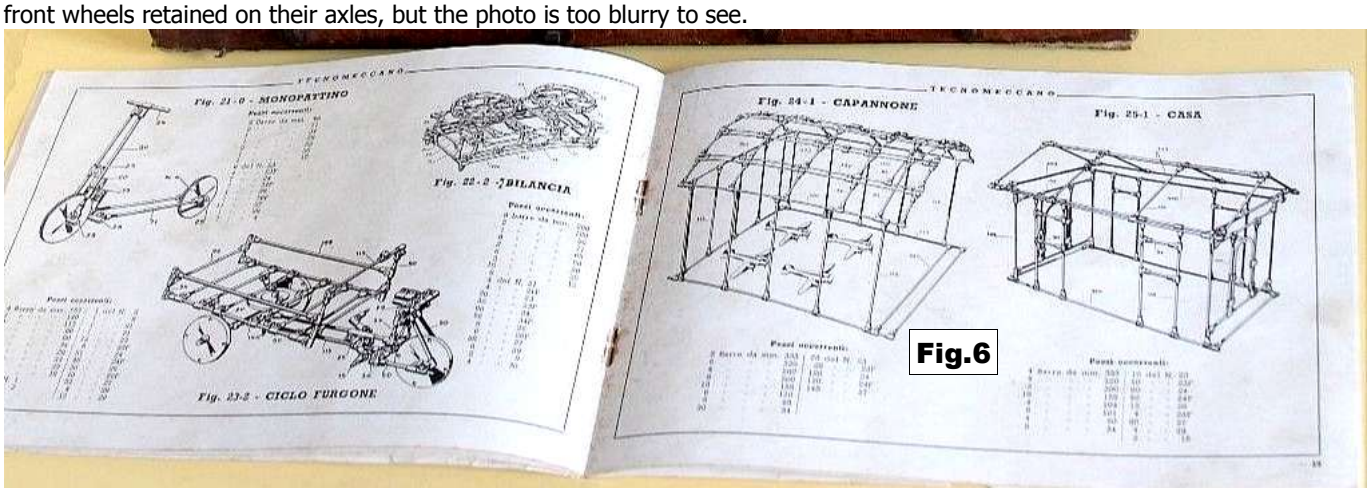

Fig.6