



*Every Boy's
Dream Set*

The
Premier
STEEL CONSTRUCTION SET

**ILLUSTRATION
BOOK**

Made in England for



Christie & Jay Ltd., Dyers Buildings, Holborn, E.C.1.

Every Boy's Dream Set . . .

The "PREMIER" Steel Constructional Set

The "PREMIER" Steel Constructional Set is not a toy but has been designed to afford an educational hobby of interest to all young folk preparing to become engineers in the future. It demonstrates the values of strains, stresses, leverage and the ability to build reproductions of the most complicated structures and mechanical devices. The coloured parts make most effective looking models.



Whilst an endeavour has been made in the following pages to illustrate a few of the simpler models which can be assembled with parts from Premier Sets it would require a much larger volume to depict the full range of designs which can be built from one or other of the Premier Range. So think it out — then build it; this is how you will derive the most pleasure and educational value. If you require extra parts just see the Dealer who sold the set, he will not keep you waiting long.

===== The "PREMIER" coloured parts make this =====

Coster's Barrow

You have often seen them in streets and market places—filled with vegetables & fruit. This model is easy and quick to make up from any set.

Built from No. 1 Set.



Car Trailer

Make it and attach it to your Toy Car. You see these trailers more frequently in the country than in towns, carrying Pigs, Sheep or farm produce to the market; but sometimes they are used to carry your luggage from the station to the Hotel.



Built from No. 1 Set.

Every Boy's Dream Set

Balance Scale

This is another easy model for the beginner. It contains the main features of all weighing machines which you have seen at the grocers or butchers.


Built from No. 1 Set.



Electric Truck

Here is a model of one of the Electric Trucks used for hauling trolleys carrying merchandise, steadily to and from Stores, Railway Trains, Lorries, etc. They are seen most often at large Railway Stations, where they greatly speed up the loading of goods vans.

Built from No. 1 Set.



Railway Siding Crane


Usually placed near Railway lines for unloading heavy goods. This is a simple model to build and can be improved on quite easily. Just try it.

Built from No. 2. Set.

Mobile Excavator

For road making or digging trenches. These machines have helped to build such places as the Panama Canal. Then they were operated by steam engines but now Diesel engines are used.

Built from No. 2. Set.





The "PREMIER" Steel Constructional Set

Factory Fork-lift

Used for transporting crates or other heavy articles from one factory department to another. Can be operated by one man and saves much time and effort which can be used on more productive work.

Built from No. 2. Set.





Breakdown Lorry

Used by Garages for towing cars which have broken down on the road. Build the lorry first and then the Crane which can be fitted on quite easily.

Built from No. 2. Set.

Every Boy's Dream Set



Tractor and Hay Cart

Most boys love hay making and riding on the Hay cart. So make up this model — it's great fun.

Built from No. 3 Set.

Windmill

A Working model of one of the oldest forms of mechanical power. Used in this country chiefly for grinding wheat, and in Holland for pumping water from flooded land.



Built from No. 3 Set.

All in Colour

Steam Wagon

Used by lumber contractors for carrying tree trunks from forests to the saw-mills, and also for carrying many other heavy loads to and from Railway Sidings.

Built from No. 3 Set.



Motor Launch

Seen quite a lot at popular River and Seaside Resorts. All boys enjoy making this model which can be improved on with home-made parts and fittings.

Built from No 3 Set.

Every Boy's Dream Set


The Long Life Construction Set


Tower Trailer

Often seen in towns where there are high overhead street lamps or trolley bus wires. Repairing is made much easier because of not having to carry ladders to the lamp or finding a place to lean the ladder against. Workmen are able to raise and lower the platform to the right height.

Built from No. 4 Set

**Strongest and
best made**






Mobile Railway Crane

Large firms have their own Crane in the sidings for loading and unloading heavy freight. Watch them at work and then plan to build your own with your Premier Set.

Built from No. 4 Set.



Transport 'Plane

Freight is carried by Air when speed of delivery is important. Such things as Hospital drugs, Mail, ripe fruit, etc. are regularly carried by this means. Even cars have been carried in this way.



Built from No. 4 Set.

===== A Set of endless possibilities and delight =====

Mobile Railway Crane

Big firms have their own in sidings for very heavy loads. Watch them at work and then plan how to build your own with your Premier Set.


Built from No. 5 Set.



Tipper Lorry

Builders and Road Repairers find this kind of Lorry very useful, because it can carry loose materials, such as sand gravel and ballast, which can be tipped out just where needed, thus saving half the work.


Built from No. 4 Set.



Lifting Bridge

This kind of Bridge can be seen where the river is deep enough to take large ships and also it is an important road crossing.

Built from No. 5 Set.



Sea-going Steamship

Not the big Steamship but the every day Cargo Ship carrying freight from port to port and making the same journey year in and year out. These ships are familiarly known as Tramp Steamers.

Built from No. 5 Set.


The Dream Set in Colour

Giant Wheel

A very popular amusement at fairs and seaside resorts. The chairs usually hold two people, and as they are filled it is moved round taking them to the top — giving them a good view of the country. The seats are pivoted so that they remain upright.

Built from No. 5 Set.

For every modern Boy




Motto —
A New Model every Week

Travelling Jib Crane

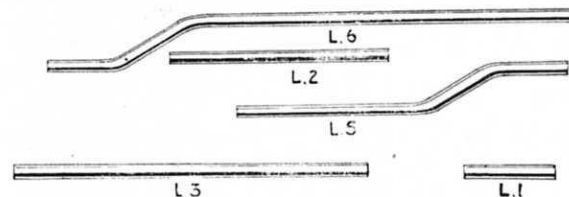
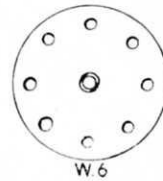
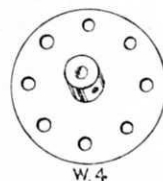
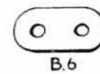
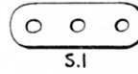
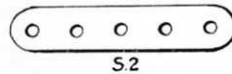
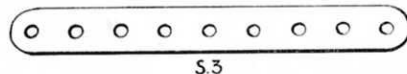
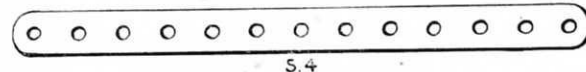
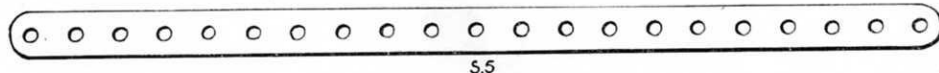
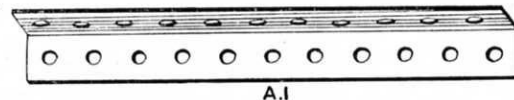
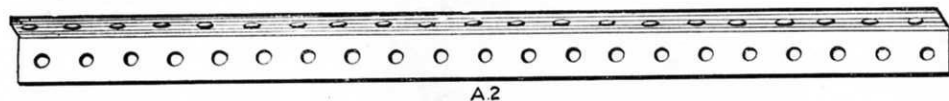
These Cranes can move along the
Dockside — unloading cargo from the
ships. They are guided right over the
hold and lift the cargo straight out into
Railway Trucks and Motor Lorries.

Built from No. 5 Set.

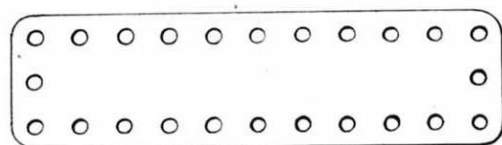


INDEX OF PARTS IN THE SETS, AND SPARES.

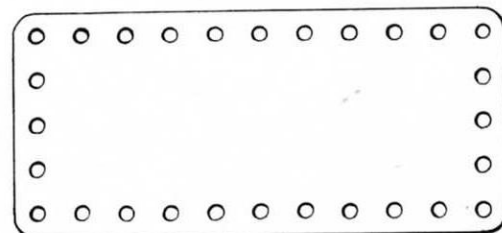
Part No.	Description	Part No.	Description	Part No.	Description
S1	1½" Straight Strip	B10	5½" x 1½" x ½" Girder Pl.	W3	1" Bossed Pulley
S2	2½" " "	B12	1½" x 1" x ½" " "	W4	1¾" Bossed Disc Wh.
S3	4½" " "	F1	2½" x 1½" Flat Plate	W5	1½" Road Wheel
S4	6½" " "	F2	5½" x 1½" " "	W5a	1" Road Wheel
S5	10½" " "	F3	5½" x 2½" " "	W6	1¾" Flat Disc Wheel
A1	5½" Angle Strip	F4	2½" x 2½" " "	W7	1½" Bossed Road Wh.
A2	10½" " "	F5	2½" x 2½" Curved " "	W7a	1" Bossed Road Wh.
C1	½" Channel Strip		Tapered Base Plates	L1	1" Axle Rod
C2	1½" " "	P1	5½" x 2½"	L2	2½" " "
C3	2½" " "	Pla	2½" x 2"	L3	4" " "
C4	4½" " "		Rectangular Base Plates	L5	3½" Crank
B1	1" Bracket	P2	5½" x 2½"	L6	6½" " "
B2	1" x ½" " "	P2a	2½" x 2½"	D	Screwdriver
B3	½" x ½" " "	P3	2½" x 1½"	NB	Nuts & Bolts
B4	½" Double Bracket	P6	3½" x 2½" Rigid Plate	SC	Clips
B5	½" x ½" x 1" " "	P7	3½" x 1½" " "	H1	Hook
B6	Fish Plates	T1	Angle Trunnion	N5	Spanner
B7	1½" Corner Plate	T2	Flat Trunnion		
B8	2½" x 1" x ½" Girder Plate	W2	1" Pulley Wheel		



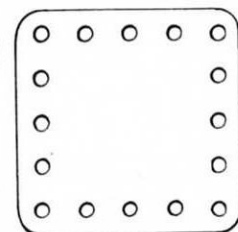
ILLUSTRATED NUMBERED PARTS (continued)



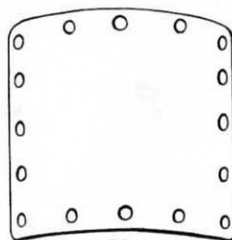
F.2



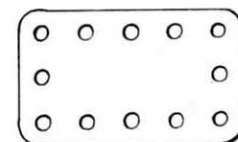
F.3



F.4



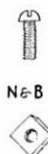
F.5



F.1



H.1



N.6-B



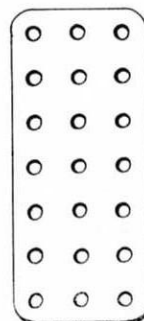
S.C



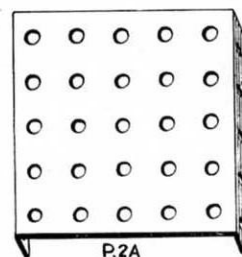
N.5




D




P.7



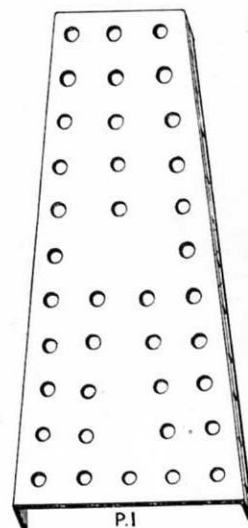
P.2A



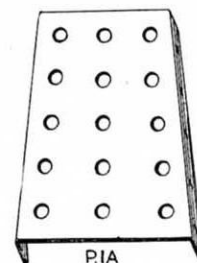
P.2




P.3



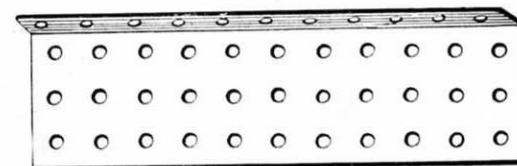
P.1



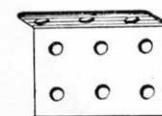
P.1A




P.6



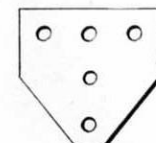
B.10



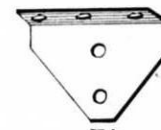
B.12



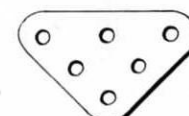
B.8



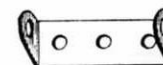
T.2




T.1




B.7



C.2



C.4



C.3



B.1



B.2



B.3



B.5



C.1



B.4

IMPORTANT.

The manufacturers will be interested always to receive photographs of original models.

Should any be used in our next issue of catalogue, the originator will be sent our largest set (number five) free of charge.

PRINTED IN ENGLAND.

POWERFUL MAGNETIC LIFTING UNIT

included in Sets Nos. 4 & 5

This Unit can be supplied separately from
the Premier Spare Parts Dept. at 3/6 each
including postage.
