


PRIMUS ENGINEERING


NO. 0 INSTRUCTION BOOK



The No. 0 Primus Engineering Outfit.

CONTENTS OF OUTFIT.

No.		
25	Wood Slips	6
50	Screws and Nuts ...	30
54	Angle Bars, 8 in. ...	2
56	Metal Strips, 2 in. ...	4
57	„ „ 2½ in. ...	6
63	„ „ 8 in. ...	2
66	Brackets	10
68	Metal Plates, 3 × 3 ...	3
77	Axles, 3½ in.... ...	2
79	„ 1½ in.... ...	1



CONTENTS OF OUTFIT.

No.		
83	Handle Axles	1
84	Washers	6
99	Screw Driver	1
151	Hub Wheel	1
154	Wire Stays, 1½ in. ...	6
155	„ „ 2½ in. ...	6
158A	Wheel, with Set Screws	4
159A	Pulley Wheel	1

This Outfit is packed in a strong Card Box, having special compartments to hold the various parts.

PRIMUS ENGINEERING

BRITISH MADE

Look—it's WOOD and METAL!

The No. 0 OUTFIT

(COMPLETE WITH INSTRUCTION BOOK).

This Outfit contains **122** Engineering Parts, with which any boy can make hundreds of different Models. Those illustrated in this book are shown as types of the simplest.

Larger Models can be built by adding other parts which can be purchased separately (see pages 15 and 16).

PRIMUS ENGINEERING

BRITISH MADE

GENERAL INSTRUCTIONS

To commence, select the simplest models, then you will learn how the various parts fit together. Carefully examine the drawing before you begin. Exercise your patience if you find any difficulty—you may often have to take it apart before you succeed. Always collect together the parts necessary for the selected model before you begin.




Fig. A.

BRACKETS AND WASHERS.—You will see one arm of the bracket (No. 66) has a hole and the other a slot, this is to allow for the thickness of the parts which may be joined up. Sometimes washers (No. 84) are used on the screws to make the angles perfect, as shown in Figs. A and B. Washers are also put on the axles of trucks and other machines to make the wheels run easy and avoid friction.




Fig. B.

PRIZES FOR ORIGINAL MODELS

We shall always be pleased to give inventive boys Prizes for New Models, so you can earn something, as well as be amused and instructed. Try and imagine something you can make with the Primus parts, and then when you have finished it send us a drawing or photograph with full particulars.

Manufactured by


W. BUTCHER AND SONS LTD., CAMERA HOUSE, FARRINGDON AV., LONDON, E.C.

metacoreindex.com


PRIMUS ENGINEERING

BRITISH MADE

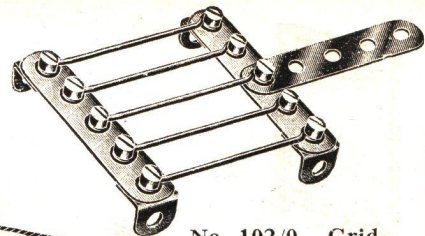
Some Models that can be made with
The No. 0 OUTFIT.



No. 100/0. Monoplane.



No. 101/0.
Cable Transport.

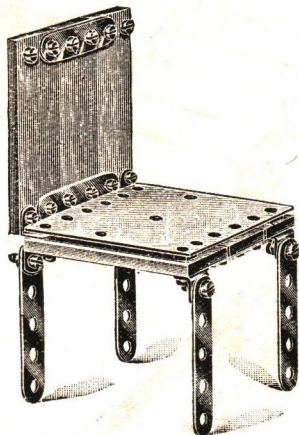


No. 102/0. Grid.

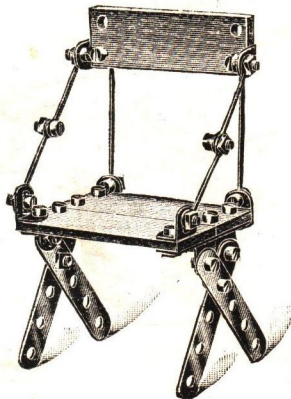
PRIMUS ENGINEERING

BRITISH MADE


Some CHAIRS made with
The No. 0 OUTFIT.




No. 103/0. Chair.



No. 104/0. Garden Seat.



No. 105/0. Garden Seat.




No. 106/0. Push Cart.

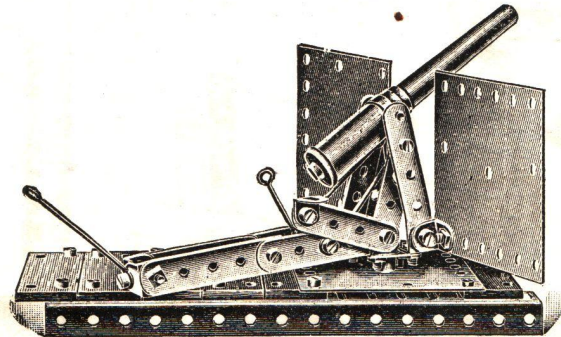
PRIMUS ENGINEERING

BRITISH MADE

Some GUNS made with
The No. 0 OUTFIT.

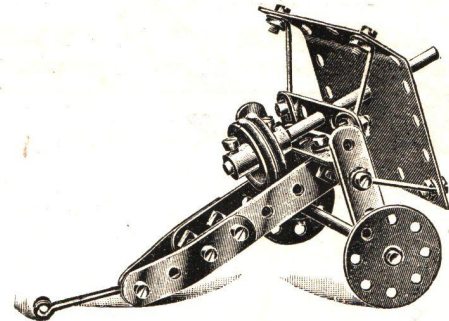


No. 107/0. Anti-Aircraft Gun.



No. 108/0. Naval Gun.

NOTE.—Use a Toy Cannon to complete this Model.




No. 109/0. Field Gun.

Note.—1 extra No. 151 required, or use
2 No. 158 Wheels.

PRIMUS ENGINEERING

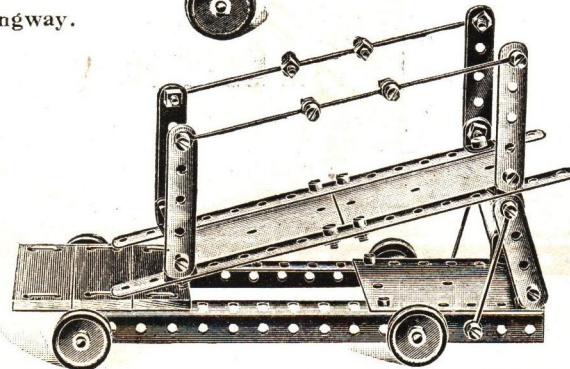
BRITISH MADE



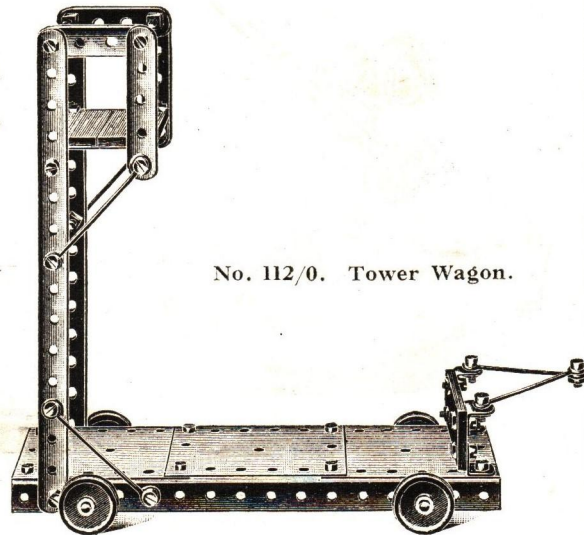
No. 110/0. Gangway.

Some wheeled
GANGWAYS made with
The No. 0 OUTFIT.

No. 111/0.
Sloping Gangway.




No. 112/0. Tower Wagon.



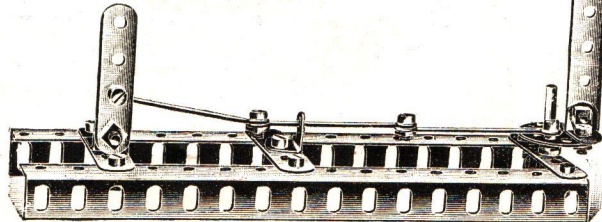
PRIMUS ENGINEERING

BRITISH MADE


Some BRIDGES and Railway Models made with
The No. 0 OUTFIT.




No. 113/0. Lower Level Bridge.



No. 114/0. Working Railway Signal.



No. 115/0. Foot Bridge.




No. 116/0. Buffers.

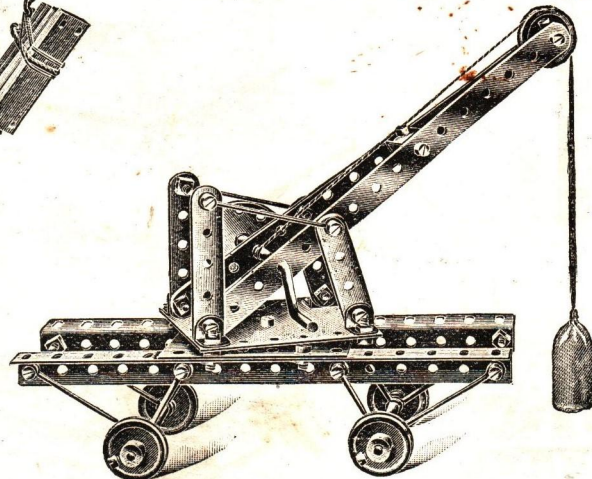
PRIMUS ENGINEERING

BRITISH MADE

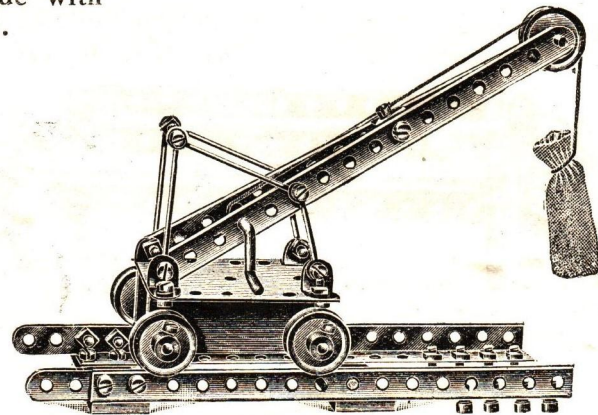
Some WORKING CRANES made with
The No. 0 OUTFIT.



No. 117/0. Travelling Derrick.



No. 118/0. Travelling Crane.



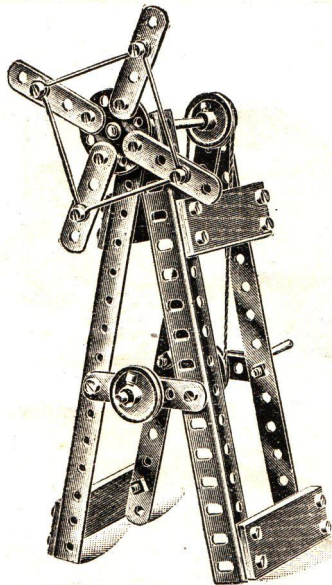
No. 119/0. Crane on Rails.

9

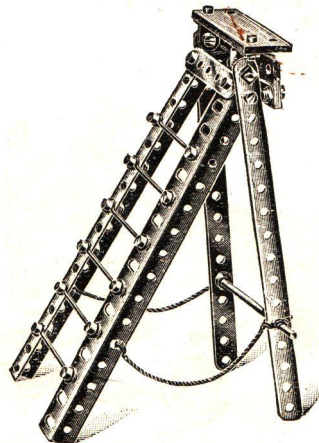
PRIMUS ENGINEERING

BRITISH MADE


Some **Clever** Working Models made with
The No. 0 OUTFIT.




No. 120/0. Windmill.



No. 121/0. Step Ladder.



No. 122/0. Swing.




No. 123/0. Electric Lamp Standard.


PRIMUS ENGINEERING

BRITISH MADE


Some TRUCKS made with
The No. 0 OUTFIT.




No. 124/0. Truck.



No. 125/0. Dog Cart.



No. 126/0. Truck.




No. 127/0. Locomotive Tender.


PRIMUS ENGINEERING

BRITISH MADE


More TRUCKS made with
The No. 0 OUTFIT.




No. 128/0. Goods Truck.



No. 129/0. Tipping Truck.



No. 130/0. Hand Truck.




No. 131/0.
Sack Truck.

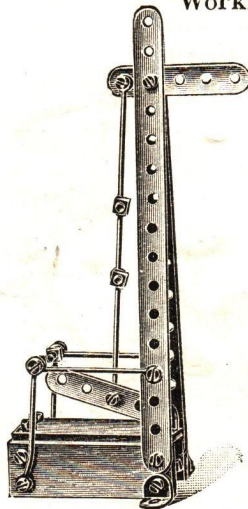
PRIMUS ENGINEERING

BRITISH MADE


Working MODELS made with
The No. 0 OUTFIT.




No. 132/0. Well Winch.



No. 133/0. Signal.



No. 134/0. Extending Ladder.




No. 135/0. Well.

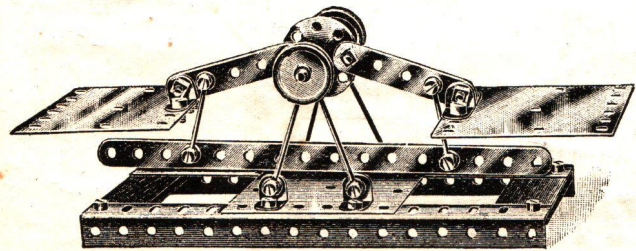
PRIMUS ENGINEERING

BRITISH MADE


Working MODELS made with
The No. 0 OUTFIT.



No. 135/0A. See Saw.



No. 136/0. Balance.




No. 137/0. Power Hammer.



No. 138/0.
Acrobatic
Monkey.


PRIMUS ENGINEERING

BRITISH MADE



No. 141/0. Carpenters' Bench.



Working MODELS made with
The No. 0 OUTFIT.



No. 142/0.
Automatic Hammer.

No. 140/0.
Drill and
Buffing
Wheel.

1 extra 151 8-hole
hub required, or
use 2 No. 158
Wheels.



No. 139/0. Lathe.

PRIMUS ENGINEERING *BRITISH MADE*


Illustrated Price List of Parts.



No. 25. Wood slips, 3 x 1 in.
Per doz. 2/-



Nos. 50 & 51. Screws and Nuts.
Per doz. 6d.



Angle Bars.
No. 54. 8 inches long. Per 1/2-doz. 1/9



Metal Strips.
No. 56. 2 inches long. Per 1/2-doz. 4d.
" 57. 2 1/2 " " 4d.
" 63. 8 " " 4d.



No. 66. Angle Brackets.
Per doz. 6d.



Metal Plate.
No. 68. Size 3 x 3 inch. Per 1/2-doz. 1/6



Axle Rods.
No. 77. 3 1/2 inches long. Per 1/2-doz. 6d.
" 79. 1 1/2 " " 6d.




No. 83. Handle Axles. Each 3d.




No. 84. Washers.
Per doz. 3d.




No. 96. Wire Stays. Per 1/2-doz. 8d.
" 154. " " 3d.
" 155. " " 3d.




No. 99. Screw Driver. Each 3d.



No. 151. Hub. Each 4d.



No. 158. Pulley Wheels
with set screw. Each 6d.



No. 159.
Pulley Wheels, plain.
Each 3d.

PRIMUS ENGINEERING

BRITISH MADE


SUPPLEMENTARY PARTS NOT INCLUDED IN THE No. 0 OUTFIT.



No. 4. Buffer Blocks. Each 3d.



No. 11. Railing Posts. Per doz. 1/6



Angle Bars.

- No. 52. 6 inches. Per ½-doz. 1/3
 „ 53. 6½ „ „ 1/6
 „ 55. 12 „ „ 2/3




No. 82. Collar and Screw. Each 3d.

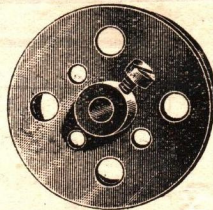


Metal Strips.

- No. 58. 3 inches. Per ½-doz. 4d.
 „ 59. 3½ „ „ 5d.
 „ 60. 4 „ „ 7d.
 „ 61. 5½ „ „ 9d.
 „ 62. 6½ „ „ 10d.
 „ 64. 12½ „ „ 1/3




No. 67. Metal Plate, 8 x 3 in. Per ½-doz. 3/-




No. 75. Flanged Wheels. Each 9d.




No. 85. Buffers. Each 8d.



No. 86. Coupling Hook. Ea. 8d.




No. 162. Bevel Gears. Pair 2/-



No. 160. Cog Gear Wheels. 1½-in., 56 teeth. Each 1/-



No. 161. Pinion Wheels, ½-in. Each 9d.

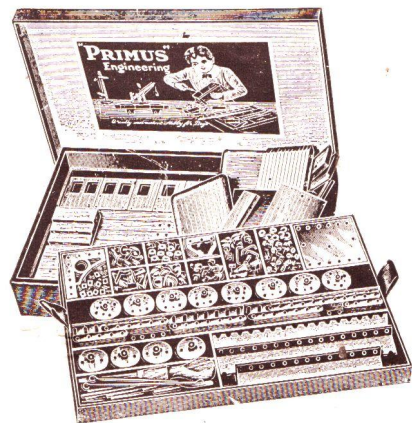


THE PRIMUS SPANNER.

A useful accessory for gripping nuts so that the screws can be securely fastened. 6d. each.


PRIMUS ENGINEERING

BRITISH MADE



STANDARD OUTFITS.

No. 0	Contains	122	parts of wood and metal	7/6
No. 1	"	140	" "	10/6
No. 2	"	267	" "	25/-
No. 3	"	473	" "	45/-
No. 4	"	649	" "	65/-
No. 5	"	1131	" "	105/-



The PRIMUS CABINET.

An outfit de Luxe, suitable for presentation, etc., containing the same number of parts as the No. 5 outfit, with the addition of a useful set of gear wheels, pinions, etc.

The whole is contained in a handsome polished oak cabinet, with three lock-up drawers, partitioned off to provide compartments for the various parts.

No. 6 Contains 1189 parts of wood and metal 210/-



THE PRIMUS BIG WHEEL OUTFIT.

An outfit that does what no other constructional toy will do—builds perfect wheels. The Primus Big Wheel Outfit contains a number of patented parts for building wheels 4-ins., 6-ins. and 8-ins. in diameter. It is designed for use with the Standard Primus Engineering Outfits, and the parts are perfectly interchangeable.

Price - 17/6

THE PRIMUS TANK

Constructed with PRIMUS ENGINEERING.

This model is
made with the
No. 5 Outfit,
Price 105/- and
extra parts, full
instructions in
each outfit.

See Primus Manual.

