

TRIX

CONSTRUCTOR SETS

Next best
to *real*
engineering





Begin with a **TRIX** Basic Set

EACH BASIC SET is a complete construction kit in itself. With the help of the Trix Engineering Manual, included with every set, you can start straight away making all kinds of interesting models. Then, when you're ready to try your hand at more advanced model-making, just add Trix Units as you need them. With the Trix Unit system there are no expensive accessories or separate spare parts to buy.



ELEMENTRIX

Contains 1 Unit A, 1 Unit B and the 48 page Trix abridged Engineering Manual. Price 7/6



The ELECTRIC TRIX

TRICY TRIX

Contains 1 Unit A, 1 Unit B, 2 Units E and the 100 page Tricy Trix Electrical Engineering Manual. Price 21/6



MOTO TRIX

Contains 2 Units A, 2 Units B, 1 Unit C, 2 Units D, 1 Unit G, the Trix Permag Electric Motor and the 116 page Trix Engineering Manual. Price 50/0



SENIOR TRIX

Contains 2 Units A, 2 Units B, 1 Unit C, 2 Units D and the 116 page Trix Engineering Manual. Price 35/9

NEW BASIC SET with worktray




SUPER TRIX

Contains 2 Units A, 2 Units B, 1 Unit C, 2 Units D, 1 Unit E, 1 Unit G, the Trix Permag Electric Motor and the 116 page Trix Engineering Manual; in strongly constructed wooden tray designed as workbox. Price 67/6

Extra Nuts and Bolts


in packets of 18 of each. Price 1/3 pkt.

Then add **TRIX** Units as you need them



UNIT 'A'

Contains 51 parts for making simple models or for incorporating into more advanced ones. Price 3/4



UNIT 'B'

Contains longer strips, angle pieces, crane hook, threaded spindles and extra nuts and bolts—to help you tackle more ambitious models. 47 parts. Price 3/4


UNIT 'C'

This unit will get your models on the move—it includes wheels, flat discs, eccentrics and special "U" pieces, to make all kinds of wheeled models. 46 parts. Price 3/9





UNIT 'D'

This unit with its angle girders adds strength and rigidity to your models—gives your work that professional touch. 50 parts. Price 4/9



UNIT 'E'

Brings the extra thrill of electricity into your models. With this unit you can make all kinds of electrical apparatus—buzzers, bells, motors, etc. 32 parts. Price 5/3




UNIT 'F'

Tyres—to add to realism of model cars, aircraft, trucks and mobile cranes. There are two different sizes in this unit—4 tyres in all. Price 3/9


UNIT 'G'

Gears to extend the scope of your model making! With these gear units you can begin to carry out in your models many of the operations of real-life engineering. 16 parts. Price 6/6




THE TRIX MOTOR

This powerful permanent magnet motor on girder type base gives belt, chain, gear or direct shaft drive. With a special propeller shaft fitting it will drive model boats. Uses 4-8 volt dry battery. Price 9/6



Models like this are easy to make—



These TRIX Engineering Manuals show you how



TRIX ABRIDGED ENGINEERING MANUAL

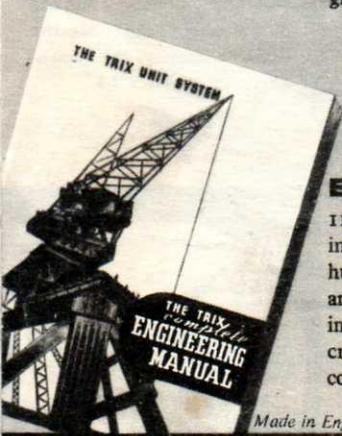
48 pages of photographs and constructional details which start you off on simple models and work up by easy stages to the more advanced ones. The exact number of parts for each model are given—so you can't go wrong. Price 7/6



TRIX TRIX ELECTRICAL ENGINEERING MANUAL

This Manual takes you step by step through the elements of electricity and magnetism. Shows you with photographs, constructional and wiring diagrams how to make dozens of fascinating electrical models.

Price 2/6



TRIX COMPLETE ENGINEERING MANUAL

116 pages packed with information, instructions and diagrams for building hundreds of models of every kind from an elementary stage right up to such intricate engineering feats as a gantry crane operated by four separately controlled motors.

Price 4/6

Made in England by:—

WHERE YOU CAN BUY YOUR TRIX

SPORTS & PASTIMES LTD.
21, KIRKGATE,
BRADFORD.

TRIX LTD. 11 OLD BURLINGTON ST., LONDON, W.1

Designed and produced by Gordon & Gotch Advertising Ltd. for TRIX Ltd., London.